



SACHA

PARALLELE
Collection 33

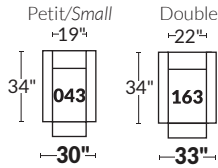


Conçu et fabriqué fièrement au Canada
Proudly designed and made in Canada

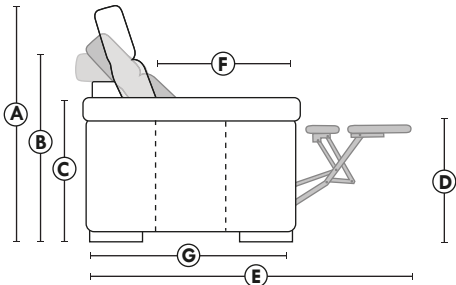
Nos produits sont fabriqués à la main et des variations mineures peuvent survenir.
Our product is hand-made and minor variations can occur.

FAUTEUIL BERÇANT PIVOTANT INCLINABLE SWIVEL ROCKING MOTION CHAIR

Dégagement mural de 16" Wall clearance
Hauteur de 42" Height
Largeur de bras 6" Arms width
Option base de bois | Wood base option



SPECIFICATIONS



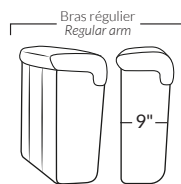
- Appui-tête levé Headrest up
- Appui-tête baissé Headrest down
- Complètement incliné Fully reclined

- Ⓐ Hauteur complète 40" Total Height
- Ⓑ Hauteur appui-tête baissé 33" Height headrest down
- Ⓒ Hauteur du bras 24" Arm Height
- Ⓓ Hauteur du siège 19,5" Seat height
- Ⓔ Profondeur incliné 65" Depth fully reclined
- Ⓕ Profondeur d'assise 20" ou/ou 22" Seat depth
- Ⓖ Profondeur appui-tête monté 37,5" Depth with headrest up

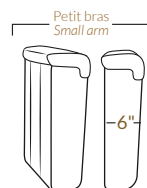
BRAS | ARMS

Option de bras:
Bras Régulier Large 9" ou Petit bras 6"

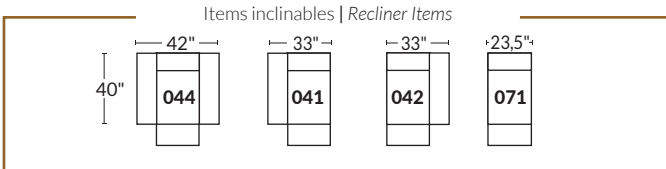
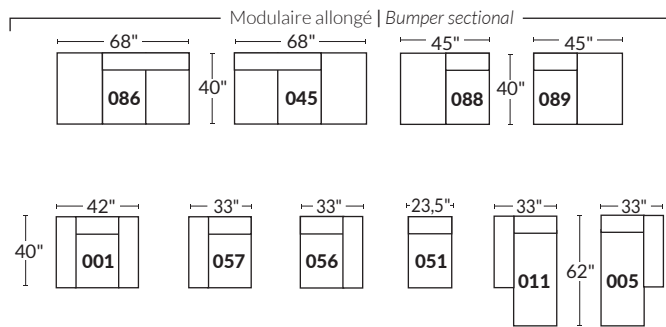
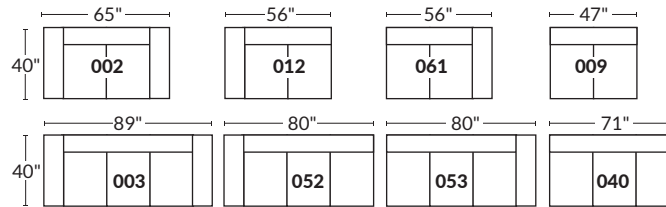
Arm option
Regular arm Large 9" or Small arm 6"



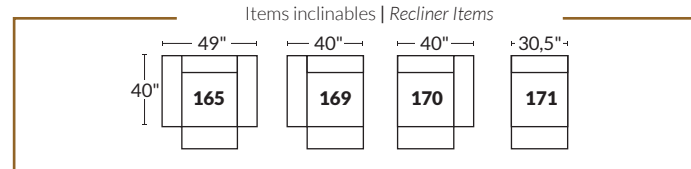
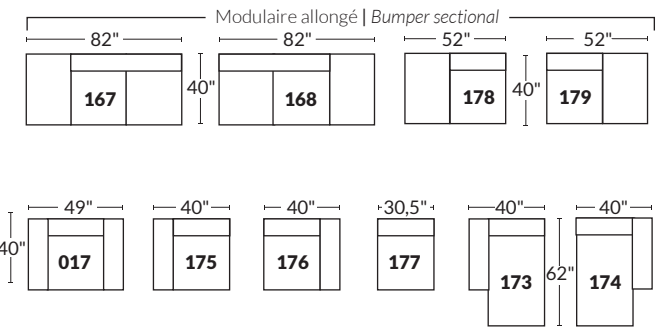
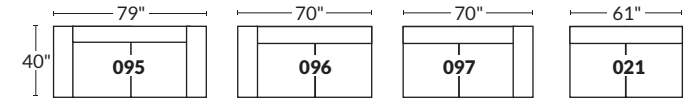
Contrôleur de l'inclinaison situé à l'intérieur du bras
Recliner control located on the inside of the arm.



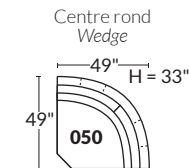
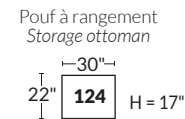
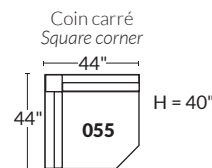
SIÈGE 23" DE LARGE | 23" SEAT WIDTH



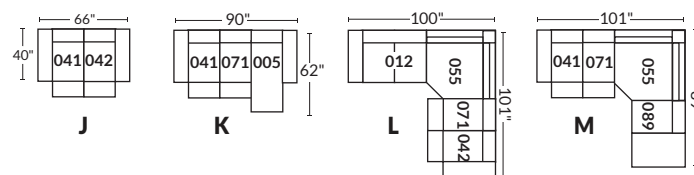
SIÈGE 30" DE LARGE | 30" SEAT WIDTH



Autres | Others



EXEMPLE 23" EXAMPLE



EXEMPLE 30" EXAMPLE

