



FLORENCE



Conçu et fabriqué fièrement au Canada
Proudly designed and made in Canada

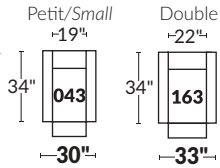
OPTIMA

Collection

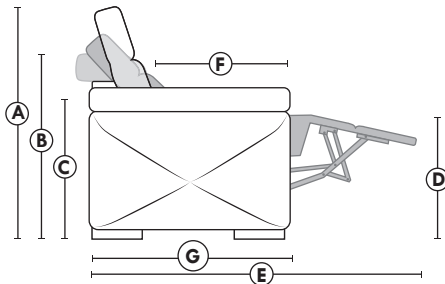
Nos produits sont fabriqués à la main et des variations mineures peuvent survenir.
Our product is hand-made and minor variations can occur.

FAUTEUIL BERÇANT PIVOTANT INCLINABLE SWIVEL ROCKING MOTION CHAIR

Dégagement mural de 16" Wall clearance
Hauteur de 42" Height
Largeur de bras 6" Arms width
Option base de bois | Wood base option



SPECIFICATIONS



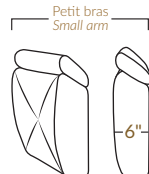
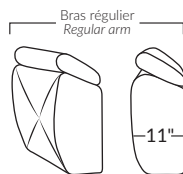
- Appui-tête levé | Headrest up
- Appui-tête baissé | Headrest down
- Complètement incliné | Fully reclined

- Ⓐ Hauteur complète 40" Total Height
- Ⓑ Hauteur appui-tête baissé 33" Height headrest down
- Ⓒ Hauteur du bras 22,5" Arm Height
- Ⓓ Hauteur du siège 19,5" Seat height
- Ⓔ Profondeur incliné 65" Depth fully reclined
- Ⓕ Profondeur d'assise 20"ou/ou 22" Seat depth
- Ⓖ Profondeur appui-tête monté 37,5" Depth with headrest up

BRAS | ARMS

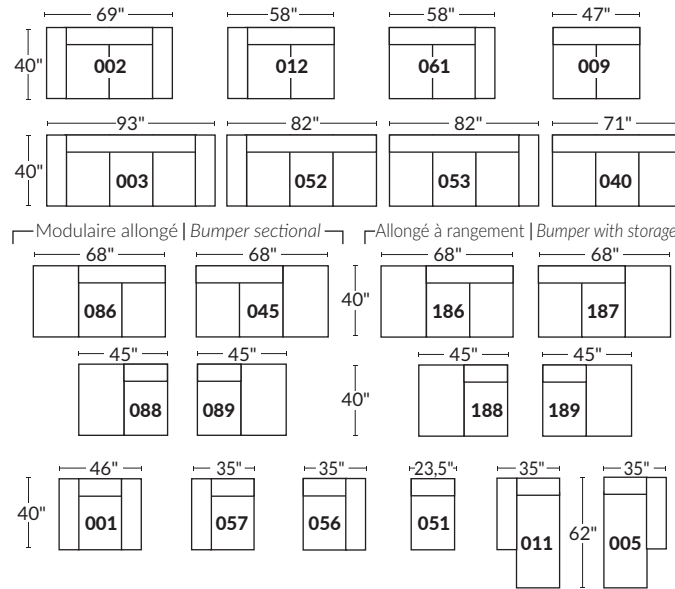
Option de bras:
Bras Régulier Large 11" ou Petit bras 6"

Arm option
Regular arm Large 11" or Small arm 6"

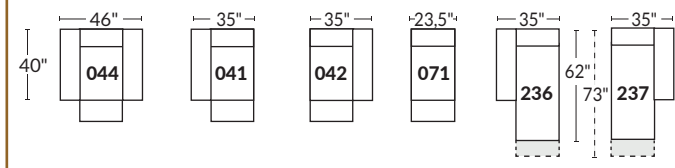


Contrôleur de l'inclinaison situé à l'extérieur du bras
Recliner control located on the outside of the arm.

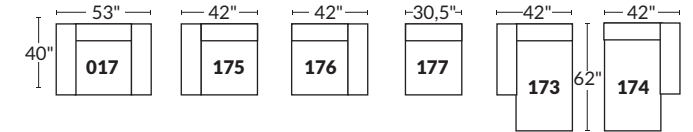
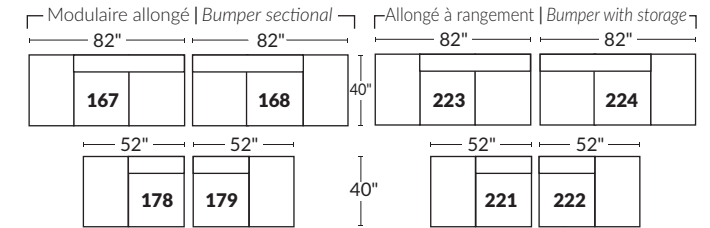
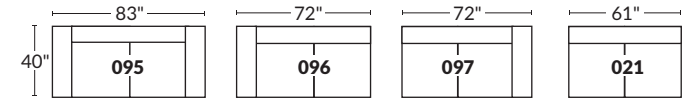
SIÈGE 23" DE LARGE | 23" SEAT WIDTH



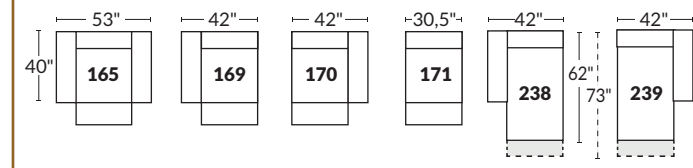
Items inclinables motorisés | Power recliner Items



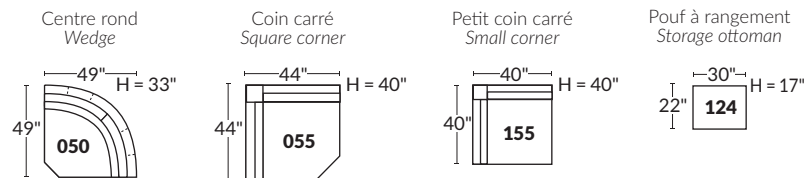
SIÈGE 30" DE LARGE | 30" SEAT WIDTH



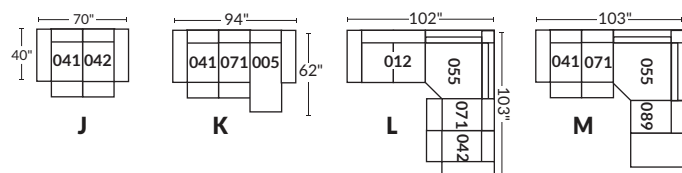
Items inclinables motorisés | Power recliner Items



Autres | Others



EXEMPLE 23" EXAMPLE



EXEMPLE 30" EXAMPLE

