



CDN Volume Price List

Effective January 15, 2020

| | |
|----------------------|------------------------------|
| <u>Customer Code</u> | <u>ET999</u> |
| <u>Customer Name</u> | <u>JAYMAR & CAMELEON</u> |
| <u>Address</u> | <u>FOR PRICE LIST</u> |
| | <u> </u> |



CDN Price List

00200

Factory select: \$99.

To order "Earth tone" (Brown tones): code 3220#1.

To order "Neutral tone" (Beige, black or white): code 3221#1.

To order "Euro tone" (Brick, Red, Yellow or Blue): code 3222#1.

| Description | L x D x H | Leather | | | | | | Fabric | | |
|-------------------|-----------|------------|-------------------------------|--|---|----------------------------------|--------------|--------|----------|-----|
| | | 10 Pony | 20 Hugo Madras Softy | 30 Empire Fantasy Illusion Tucson Utah Vintage Yukon | 40 Diamond Elegance Princess Santiago Sensation Sunset Trina Victoria | 50 Bull Cassiope Dublin | 60 Caress | A | B COM | C |
| 006 OTTOMAN | 19X19X17 | 250 | 265 | 295 | 315 | 335 | 355 | 155 | 175 | 195 |
| 181 ROUND OTTOMAN | 16X16X16 | 245 | 260 | 285 | 310 | 325 | 350 | 155 | 175 | 195 |



CDN Price List

00224

Specify on your order:

Leg: LG8 wood (specify colour) or LG64 metal.
 Decorative Nail Option: \$50 upcharge.

When ordering this style, specify which Jaymar style you would like us to match the stitching.

| Description | L x D x H | Leather | | | | | | Fabric | | |
|---------------------|-----------|------------|-------------------------------|---|---|----------------------------------|--------------|--------|----------|-----|
| | | 10 Pony | 20 Hugo Madras Softy | 30 Empire Fantasy Illusion Tucson Utah Vintage Yukon | 40 Diamond Elegance Princess Santiago Sensation Sunset Trina Victoria | 50 Bull Cassiope Dublin | 60 Caress | A | B COM | C |
| 124 STORAGE OTTOMAN | 36X24X18 | 645 | 720 | 795 | 865 | 950 | 1010 | 510 | 540 | 575 |



CDN Price List

00236

Specify on your order:

Legs: LG8 wood (specify colour) or LG64 metal.
 Decorative Nail Option: \$75 upcharge.

When ordering this style, specify which Jaymar style you would like us to match the stitching.

| Description | L x D x H | Leather | | | | | | Fabric | | |
|---------------------|-----------|------------|-------------------------------|---|---|----------------------------------|--------------|--------|----------|-----|
| | | 10 Pony | 20 Hugo Madras Softy | 30 Empire Fantasy Illusion Tucson Utah Vintage Yukon | 40 Diamond Elegance Princess Santiago Sensation Sunset Trina Victoria | 50 Bull Cassiope Dublin | 60 Caress | A | B COM | C |
| 124 STORAGE OTTOMAN | 36X36X18 | 765 | 835 | 915 | 985 | 1060 | 1130 | 640 | 675 | 720 |



CDN Price List

00252

| Description | L x D x H | Leather | | | | | | Fabric | | |
|-------------------|-----------|------------|-------------------------------|--|---|----------------------------------|--------------|--------|----------|-----|
| | | 10 Pony | 20 Hugo Madras Softy | 30 Empire Fantasy Illusion Tucson Utah Vintage Yukon | 40 Diamond Elegance Princess Santiago Sensation Sunset Trina Victoria | 50 Bull Cassiope Dublin | 60 Caress | A | B COM | C |
| 115 LARGE OTTOMAN | 52X25X18 | 585 | 645 | 705 | 755 | 810 | 855 | 435 | 470 | 520 |



CDN Price List

99700

STORAGE CHEST Option: Aromatic cedar interior; add \$50.

| Description | L x D x H | Leather | | | | | | Fabric | | |
|-------------------|-----------|------------|-------------------------------|--|---|----------------------------------|--------------|--------|----------|-----|
| | | 10 Pony | 20 Hugo Madras Softy | 30 Empire Fantasy Illusion Tucson Utah Vintage Yukon | 40 Diamond Elegance Princess Santiago Sensation Sunset Trina Victoria | 50 Bull Cassiope Dublin | 60 Caress | A | B COM | C |
| 355 STORAGE CHEST | 48X18X18 | 535 | 580 | 645 | 700 | 750 | 800 | 385 | 410 | 435 |



APPUI-BRAS/ARMREST

Metal Cup holder included; specify colour stainless, matte black or bronze.

| Description | L x D x H | Leather | | | | | | Fabric | | |
|---------------------------------------|---------------|------------|-------------------------------|--|---|----------------------------------|--------------|--------|----------|-----|
| | | 10 Pony | 20 Hugo Madras Softy | 30 Empire Fantasy Illusion Tucson Utah Vintage Yukon | 40 Diamond Elegance Princess Santiago Sensation Sunset Trina Victoria | 50 Bull Cassiope Dublin | 60 Caress | A | B COM | C |
| 149 UNIVERSAL ARMREST - 1 CUP HOLDER | 6.5X20X4.5/10 | 145 | 160 | 175 | 190 | 205 | 220 | 110 | 115 | 120 |
| 193 UNIVERSAL ARMREST - 2 CUP HOLDERS | 6.5X20X4.5/10 | 155 | 170 | 185 | 200 | 215 | 230 | 120 | 130 | 135 |



CDN Price List

RONDO TABLE

Option: Plexiglass table top \$150.

| Description | L x D x H | Leather | | | | | | Fabric | | |
|-----------------------|-----------|------------|-------------------------------|--|--|----------------------------------|--------------|--------|----------|-----|
| | | 10 Pony | 20 Hugo Madras Softy | 30 Empire Fantasy Illusion Tucson Utah Vintage Yukon | 40 Diamond Elegance Princess Santiago Sunset Trina Victoria | 50 Bull Cassiope Dublin | 60 Caress | A | B COM | C |
| 077 UPHOLSTERED TABLE | 42X42X12 | 365 | 400 | 435 | 460 | 510 | 535 | 245 | 265 | 295 |



CDN Price List

00070

PLAIN FABRIC RECOMMENDED.

OPTION:

Motorized reclining mechanism with TOUCH-SENSOR button add \$125 per mechanism. For WIRELESS (Battery) mechanism add \$250 per mechanism. NOTE: The button will be black (NOT TOUCH-SENSOR).

| Description | L x D x H | Leather | | | | | | Fabric | | |
|------------------------------------|-----------|------------|-------------------------------|--|---|----------------------------------|--------------|--------|----------|------|
| | | 10 Pony | 20 Hugo Madras Softy | 30 Empire Fantasy Illusion Tucson Utah Vintage Yukon | 40 Diamond Elegance Princess Santiago Sensation Sunset Trina Victoria | 50 Bull Cassiope Dublin | 60 Caress | A | B COM | C |
| 043 SWIVEL ROCKING RECLINING CHAIR | 28X34X41 | 1305 | 1375 | 1455 | 1530 | 1600 | 1670 | 965 | 1005 | 1055 |



CDN Price List

00093

Specify colour of legs LG129 and LG98.
Specify colour of legs for ottoman LG81.

| Description | L x D x H | Leather | | | | | | Fabric | | |
|-------------|-----------|------------|-------------------------------|--|---|----------------------------------|--------------|--------|----------|-----|
| | | 10 Pony | 20 Hugo Madras Softy | 30 Empire Fantasy Illusion Tucson Utah Vintage Yukon | 40 Diamond Elegance Princess Santiago Sensation Sunset Trina Victoria | 50 Bull Cassiope Dublin | 60 Caress | A | B COM | C |
| 001 CHAIR | 30X33X35 | 1025 | 1090 | 1160 | 1225 | 1285 | 1345 | 780 | 820 | 855 |
| 006 OTTOMAN | 27X21X18 | 540 | 565 | 590 | 625 | 660 | 685 | 365 | 375 | 390 |



CDN Price List

00204

Ideal for Dining room. Superior comfort with memory foam.

Factory select round or square 19" ottoman: \$115.

Factory select round or square 26" ottoman: \$145.

To order "Earth tone" (Brown tones): code 3220#1.

To order "Neutral tone" (Beige, black or white): code 3221#1.

To order "Euro tone" (Brick, Red, Yellow or Blue): code 3222#1.

| Description | L x D x H | Leather | | | | | | Fabric | | |
|---|-----------|------------|-------------------------------|--|---|----------------------------------|--------------|--------|----------|-----|
| | | 10 Pony | 20 Hugo Madras Softy | 30 Empire Fantasy Illusion Tucson Utah Vintage Yukon | 40 Diamond Elegance Princess Santiago Sensation Sunset Trina Victoria | 50 Bull Cassiope Dublin | 60 Caress | A | B COM | C |
| 182 ROUND OTTOMAN 19" CHAIR HEIGHT | 17x17x19 | 250 | 265 | 295 | 315 | 335 | 355 | 205 | 230 | 245 |
| 183 ROUND OTTOMAN 26" BAR STOOL HEIGHT | 17x17x26 | 315 | 335 | 365 | 385 | 405 | 420 | 255 | 275 | 295 |
| 184 SQUARE OTTOMAN 19" CHAIR HEIGHT | 18x18x19 | 250 | 265 | 295 | 315 | 335 | 355 | 205 | 230 | 245 |
| 185 SQUARE OTTOMAN 26" BAR STOOL HEIGHT | 18x18x26 | 315 | 335 | 365 | 385 | 405 | 420 | 255 | 275 | 295 |



CDN Price List

00503

COMBO: Cover #1: Back . / Cover #2: Seat & Front Rail.
COMBO PRICE: See "Product Knowledge Booklet".

| Description | L x D x H | Leather | | | | | | Fabric | | |
|------------------|------------|------------|-------------------------------|--|---|----------------------------------|--------------|--------|----------|-----|
| | | 10 Pony | 20 Hugo Madras Softy | 30 Empire Fantasy Illusion Tucson Utah Vintage Yukon | 40 Diamond Elegance Princess Santiago Sensation Sunset Trina Victoria | 50 Bull Cassiope Dublin | 60 Caress | A | B COM | C |
| 015 SWIVEL CHAIR | 31x31x31.5 | 795 | 830 | 885 | 925 | 965 | 1010 | 605 | 645 | 670 |



CDN Price List

00506

COMBO: Cover #1: Back & Arms. / Cover #2: Seat & Front Rail.
COMBO PRICE: See "Product Knowledge Booklet".

| Description | L x D x H | Leather | | | | | | Fabric | | |
|------------------|------------|------------|-------------------------------|--|---|----------------------------------|--------------|--------|----------|-----|
| | | 10 Pony | 20 Hugo Madras Softy | 30 Empire Fantasy Illusion Tucson Utah Vintage Yukon | 40 Diamond Elegance Princess Santiago Sensation Sunset Trina Victoria | 50 Bull Cassiope Dublin | 60 Caress | A | B COM | C |
| 015 SWIVEL CHAIR | 31X31X31.5 | 755 | 795 | 840 | 875 | 920 | 965 | 580 | 610 | 640 |



CDN Price List

00507

Specify colour of legs LG168 for type 001.
COMBO: Cover #2 on back, seat and headrest.

| Description | L x D x H | Leather | | | | | | Fabric | | |
|--------------------------|------------|------------|-------------------------------|--|---|----------------------------------|--------------|--------|----------|-----|
| | | 10 Pony | 20 Hugo Madras Softy | 30 Empire Fantasy Illusion Tucson Utah Vintage Yukon | 40 Diamond Elegance Princess Santiago Sensation Sunset Trina Victoria | 50 Bull Cassiope Dublin | 60 Caress | A | B COM | C |
| 001 CHAIR | 28.5X34X35 | 800 | 845 | 905 | 955 | 990 | 1030 | 580 | 610 | 640 |
| 243 SWIVEL ROCKING CHAIR | 28.5X34X35 | 855 | 905 | 955 | 985 | 1020 | 1065 | 645 | 675 | 710 |



CDN Price List

00509

LEGS: LG153 wood; specify colour of wood legs.

DECORATIVE NAILS: On chair back and base; add \$75. Specify colour of nails: Pewter or Brass.

| Description | L x D x H | Leather | | | | | | Fabric | | |
|-------------|-----------|------------|-------------------------------|--|---|----------------------------------|--------------|--------|----------|-----|
| | | 10 Pony | 20 Hugo Madras Softy | 30 Empire Fantasy Illusion Tucson Utah Vintage Yukon | 40 Diamond Elegance Princess Santiago Sensation Sunset Trina Victoria | 50 Bull Cassiope Dublin | 60 Caress | A | B COM | C |
| 001 CHAIR | 29X36X31 | 930 | 970 | 1020 | 1055 | 1105 | 1150 | 665 | 695 | 715 |
| 006 OTTOMAN | 23X22X14 | 400 | 430 | 455 | 490 | 525 | 545 | 305 | 315 | 325 |



CDN Price List

00515

Specify wood leg colour LG01.

Depth of chair fully reclined 67". / Distance from wall: 18".

| Description | L x D x H | Leather | | | | | | Fabric | | |
|--------------------|-------------|------------|-------------------------------|--|---|----------------------------------|--------------|--------|----------|------|
| | | 10 Pony | 20 Hugo Madras Softy | 30 Empire Fantasy Illusion Tucson Utah Vintage Yukon | 40 Diamond Elegance Princess Santiago Sensation Sunset Trina Victoria | 50 Bull Cassiope Dublin | 60 Caress | A | B COM | C |
| 044 RECLINER CHAIR | 32X35/67X41 | 1315 | 1375 | 1445 | 1515 | 1575 | 1635 | 1000 | 1030 | 1080 |



DEXTER

FEATURES: Upholstery of seat, back & headrest with feathers.

LEG: Specify colour of wood leg LG01.

Depth of chair fully reclined 67". / Distance from wall: 18".

OPTION:

Motorized reclining mechanism with TOUCH-SENSOR button add \$125 per mechanism.

Motorized reclining WIRELESS (Battery) mechanism add \$250 per mechanism. NOTE: The button will be black (NOT TOUCH-SENSOR).

| Description | L x D x H | Leather | | | | | | Fabric | | |
|--------------------|-----------|------------|-------------------------------|--|---|----------------------------------|--------------|--------|----------|-----|
| | | 10 Pony | 20 Hugo Madras Softy | 30 Empire Fantasy Illusion Tucson Utah Vintage Yukon | 40 Diamond Elegance Princess Santiago Sensation Sunset Trina Victoria | 50 Bull Cassiope Dublin | 60 Caress | A | B COM | C |
| 031 RECLINER CHAIR | 30X34X39 | 1295 | 1355 | 1435 | 1500 | 1565 | 1625 | 895 | 925 | 965 |



KIRK

FEATURES: Pocket coil in seat cushions. OPTION: Upholstered seat cushions with shaped foam and 1" layer of memory foam at no additional charge.

Recommended in plain fabric only. In fabric, thread size will be smaller.

IN LEATHER available with CONTRASTING THREAD: Upcharge of \$50/piece. Specify thread number: 005-Black, 087-Beige, 103-Brown, 111-White.

Specify colour of base in wood.

| Description | L x D x H | Leather | | | | | | Fabric | | |
|--------------------------|------------|------------|-------------------------------|--|---|----------------------------------|--------------|--------|----------|------|
| | | 10 Pony | 20 Hugo Madras Softy | 30 Empire Fantasy Illusion Tucson Utah Vintage Yukon | 40 Diamond Elegance Princess Santiago Sensation Sunset Trina Victoria | 50 Bull Cassiope Dublin | 60 Caress | A | B COM | C |
| 015 SWIVEL CHAIR | 31.5X34X34 | 1295 | 1340 | 1395 | 1440 | 1490 | 1535 | 990 | 1010 | 1025 |
| 243 SWIVEL ROCKING CHAIR | 31.5X34X34 | 1375 | 1420 | 1470 | 1520 | 1565 | 1610 | 1070 | 1095 | 1110 |



CDN Price List

LA 1956

Metal swivel base.

Specs: Arm Height: 27". Seat Height: 18 1/2". Seat Depth: 19 1/2".

COMBO: Cover #1: Back & Arms. / Cover #2: Seat & Front Rail. For combo price: see "Product Knowledge" booklet.

| Description | L x D x H | Leather | | | | | | Fabric | | |
|------------------|--------------|------------|-------------------------------|--|---|----------------------------------|--------------|--------|----------|-----|
| | | 10 Pony | 20 Hugo Madras Softy | 30 Empire Fantasy Illusion Tucson Utah Vintage Yukon | 40 Diamond Elegance Princess Santiago Sensation Sunset Trina Victoria | 50 Bull Cassiope Dublin | 60 Caress | A | B COM | C |
| 015 SWIVEL CHAIR | 31 x 29 x 31 | 870 | 915 | 950 | 980 | 1015 | 1050 | 705 | 735 | 765 |



MADONNA

COMBO: Cover #2 on back and seat.

*WARNING: It is recommended to use plain fabric with this style.

| Description | L x D x H | Leather | | | | | | Fabric | | |
|-------------------------|-----------|------------|-------------------------------|--|--|----------------------------------|--------------|--------|----------|-----|
| | | 10 Pony | 20 Hugo Madras Softy | 30 Empire Fantasy Illusion Tucson Utah Vintage Yukon | 40 Diamond Elegance Princess Santiago Sunset Trina Victoria | 50 Bull Cassiope Dublin | 60 Caress | A | B COM | C |
| 010 LOUNGE CHAIR | 27X63X36 | 1070 | 1155 | 1235 | 1320 | 1395 | 1470 | 770 | 825 | 870 |
| 101 DOUBLE LOUNGE CHAIR | 39X63X36 | 1205 | 1305 | 1410 | 1510 | 1605 | 1710 | 870 | 945 | 990 |



WALT

FEATURES: Upholstery of seat and back with FEATHERS.

Depth of chair fully reclined 67". / Distance from wall: 18".

OPTION:

Motorized reclining mechanism with TOUCH-SENSOR button add \$125 per mechanism.

WIRELESS motorized reclining (Battery) mechanism add \$250 per mechanism. NOTE: The button will be black (NOT TOUCH-SENSOR).

| Description | L x D x H | Leather | | | | | | Fabric | | |
|--------------------|-----------|------------|-------------------------------|--|---|----------------------------------|--------------|--------|----------|-----|
| | | 10 Pony | 20 Hugo Madras Softy | 30 Empire Fantasy Illusion Tucson Utah Vintage Yukon | 40 Diamond Elegance Princess Santiago Sensation Sunset Trina Victoria | 50 Bull Cassiope Dublin | 60 Caress | A | B COM | C |
| 031 RECLINER CHAIR | 34X34X39 | 1295 | 1355 | 1435 | 1500 | 1565 | 1625 | 895 | 925 | 965 |

32047

*To ADD a RECLINING MECHANISM on NON RECLINING SEATS (see sketch): ADD \$75 per mechanism.

*To REMOVE a reclining mechanism, DEDUCT \$35 per mechanism.

COMBO: Cover #2 on back, seat and armpad.

FABRIC: There is no stitching on back cushion.

OPTIONS:

Motorized reclining mechanism with TOUCH-SENSOR button add \$125 per mechanism.

WIRELESS motorized reclining (Battery) mechanism add \$250 per mechanism.

MOTORIZED MECHANISM NOT AVAILABLE ON: Rocking chair motion.

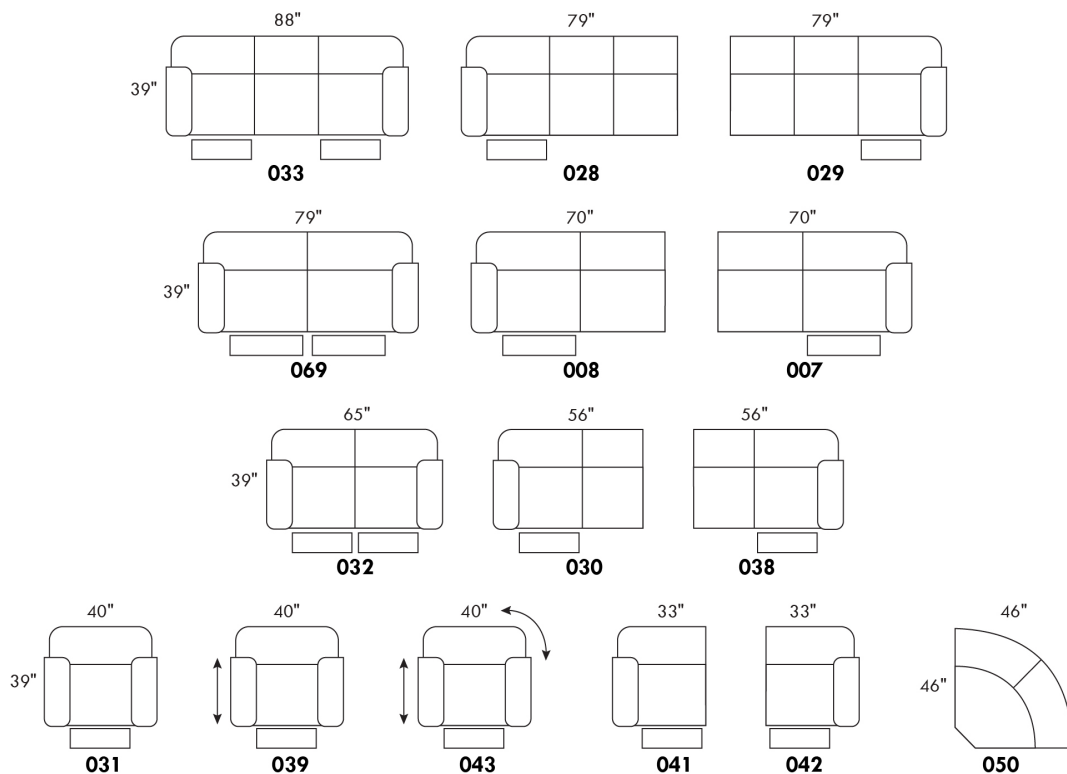
*REMARK: In leather, armless end pieces are not fully upholstered.

| Description | L x D x H | Leather | | | | | | Fabric | | |
|------------------------------------|------------|------------|-------------------------------|--|---|----------------------------------|--------------|--------|----------|------|
| | | 10 Pony | 20 Hugo Madras Softy | 30 Empire Fantasy Illusion Tucson Utah Vintage Yukon | 40 Diamond Elegance Princess Santiago Sensation Sunset Trina Victoria | 50 Bull Cassiope Dublin | 60 Caress | A | B COM | C |
| 007 RECLINING APT. SOFA RIGHT ARM | 70X39X40 | 1825 | 1985 | 2155 | 2325 | 2490 | 2640 | 1285 | 1375 | 1465 |
| 008 RECLINING APT. SOFA LEFT ARM | 70X39X40 | 1825 | 1985 | 2155 | 2325 | 2490 | 2640 | 1285 | 1375 | 1465 |
| 028 RECLINING SOFA LEFT ARM | 79X39X40 | 2285 | 2445 | 2615 | 2775 | 2950 | 3110 | 1580 | 1685 | 1765 |
| 029 RECLINING SOFA RIGHT ARM | 79X39X40 | 2285 | 2445 | 2615 | 2775 | 2950 | 3110 | 1580 | 1685 | 1765 |
| 030 RECLINING LOVESEAT LEFT ARM | 56X39X40 | 1700 | 1830 | 1970 | 2100 | 2230 | 2360 | 1235 | 1305 | 1365 |
| 031 RECLINER CHAIR | 40X39X40 | 1430 | 1515 | 1605 | 1695 | 1770 | 1855 | 975 | 1020 | 1080 |
| 032 RECLINING LOVESEAT | 65X39X40 | 2155 | 2300 | 2440 | 2580 | 2725 | 2855 | 1445 | 1515 | 1575 |
| 033 RECLINING SOFA | 88X39X40 | 2765 | 2945 | 3120 | 3295 | 3465 | 3620 | 1785 | 1885 | 1980 |
| 038 RECLINING LOVESEAT RIGHT ARM | 56X39X40 | 1700 | 1830 | 1970 | 2100 | 2230 | 2360 | 1235 | 1305 | 1365 |
| 039 RECLINING ROCKING CHAIR | 40X39X40 | 1470 | 1555 | 1630 | 1720 | 1785 | 1875 | 1005 | 1060 | 1110 |
| 041 RECLINING CHAIR LEFT ARM | 33X39X40 | 1275 | 1350 | 1440 | 1520 | 1600 | 1685 | 895 | 955 | 1000 |
| 042 RECLINING CHAIR RIGHT ARM | 33X39X40 | 1275 | 1350 | 1440 | 1520 | 1600 | 1685 | 895 | 955 | 1000 |
| 043 SWIVEL ROCKING RECLINING CHAIR | 40X39X40 | 1545 | 1620 | 1715 | 1780 | 1865 | 1955 | 1080 | 1130 | 1190 |
| 050 WEDGE | 46X46X40 | 1015 | 1100 | 1190 | 1265 | 1340 | 1420 | 710 | 770 | 830 |
| 069 RECLINING APARTMENT SOFA | 79X39X40 | 2315 | 2485 | 2640 | 2815 | 2980 | 3145 | 1500 | 1595 | 1690 |
| CONFIGURATIONS | | | | | | | | | | |
| A CONF. A (041-050-029) | 125X79X40 | 4575 | 4895 | 5245 | 5560 | 5890 | 6215 | 3185 | 3410 | 3595 |
| B CONF. B (030-050-029) | 125X102X40 | 5000 | 5375 | 5775 | 6140 | 6520 | 6890 | 3525 | 3760 | 3960 |
| C CONF. C (030-050-038) | 102X102X40 | 4415 | 4760 | 5130 | 5465 | 5800 | 6140 | 3180 | 3380 | 3560 |
| D CONF. D (033-032-031) | 88X39X40 | 6350 | 6760 | 7165 | 7570 | 7960 | 8330 | 4205 | 4420 | 4635 |

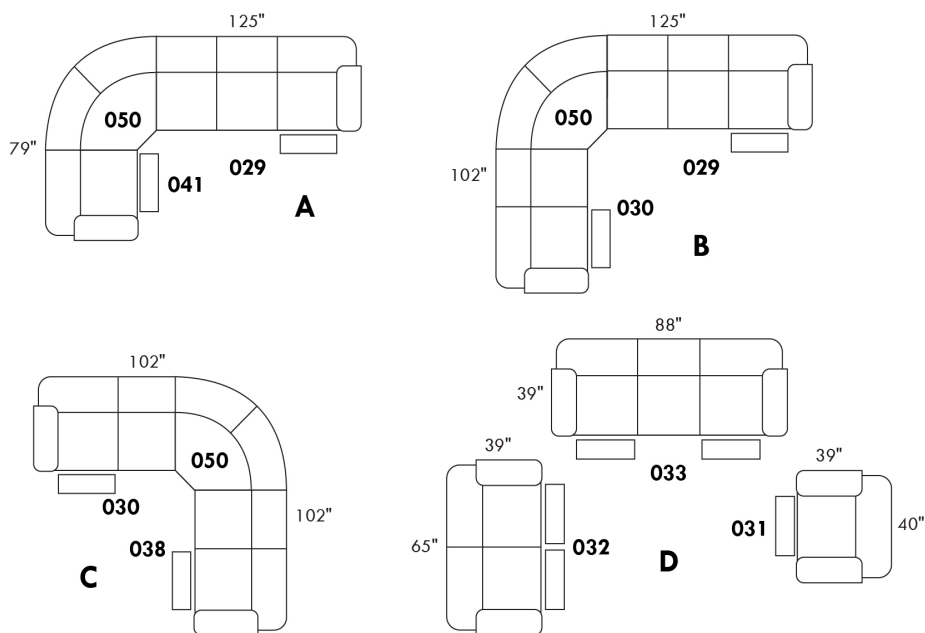
32047



Hauteur complète 40" | Hauteur de siège 19" | Hauteur devant bras 25" | Profondeur d'assise 21"
 Total Height 40" | Seat Height 19" | Arm Height 25" | Seat Depth 21"



CONFIGURATIONS



www.jaymar.ca

Toutes les dimensions indiquées sont au pouce près. Nos produits sont fabriqués à la main et des variations mineures peuvent survenir.
 All dimensions indicated are to the nearest inch. Our product is hand-made and minor variations can occur.

32100

*To ADD a RECLINING MECHANISM on NON RECLINING SEATS (see sketch): ADD \$75 per mechanism.

*To REMOVE a reclining mechanism, DEDUCT \$35 per mechanism.

COMBO: Cover #2 on back, seat and armpad.

FABRIC: There is no stitching on back cushion.

OPTIONS:

Motorized reclining mechanism with TOUCH-SENSOR button add \$125 per mechanism.

WIRELESS motorized reclining (Battery) mechanism add \$250 per mechanism.

MOTORIZED MECHANISM NOT AVAILABLE ON: Rocking chair motion.

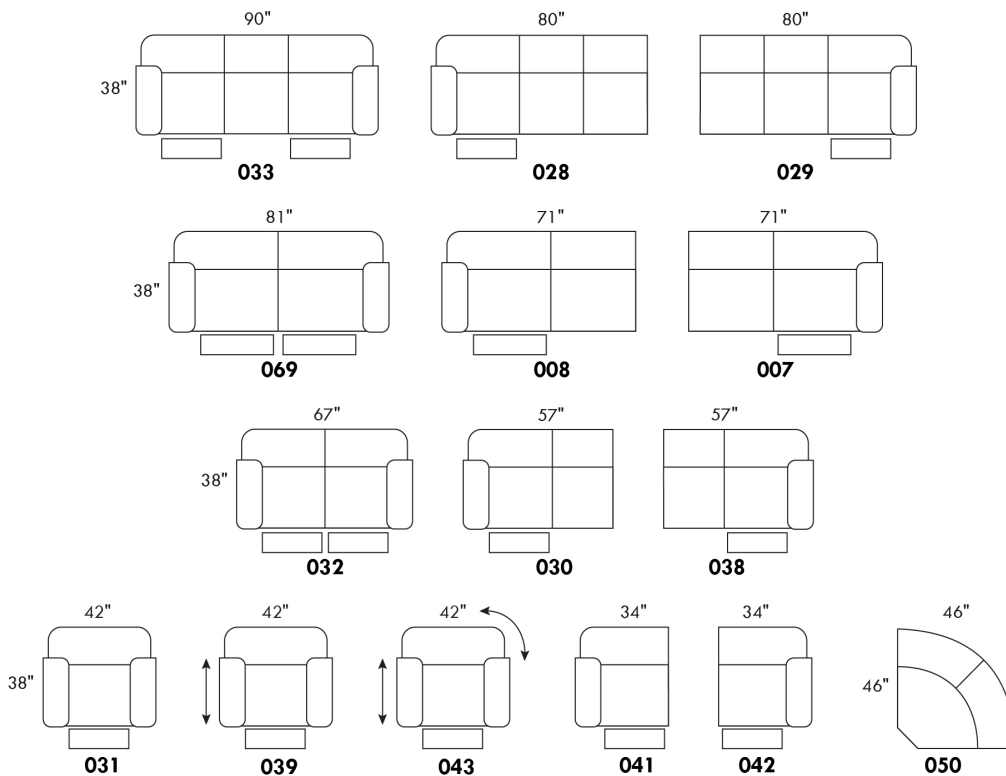
*REMARK: In leather, armless end pieces are not fully upholstered.

| Description | L x D x H | Leather | | | | | | Fabric | | |
|------------------------------------|------------|------------|-------------------------------|--|---|----------------------------------|--------------|--------|----------|------|
| | | 10 Pony | 20 Hugo Madras Softy | 30 Empire Fantasy Illusion Tucson Utah Vintage Yukon | 40 Diamond Elegance Princess Santiago Sensation Sunset Trina Victoria | 50 Bull Cassiope Dublin | 60 Caress | A | B COM | C |
| 007 RECLINING APT. SOFA RIGHT ARM | 71X38X40 | 1825 | 1985 | 2155 | 2325 | 2490 | 2640 | 1285 | 1375 | 1465 |
| 008 RECLINING APT. SOFA LEFT ARM | 71X38X40 | 1825 | 1985 | 2155 | 2325 | 2490 | 2640 | 1285 | 1375 | 1465 |
| 028 RECLINING SOFA LEFT ARM | 80X38X40 | 2285 | 2445 | 2615 | 2775 | 2950 | 3110 | 1580 | 1685 | 1765 |
| 029 RECLINING SOFA RIGHT ARM | 80X38X40 | 2285 | 2445 | 2615 | 2775 | 2950 | 3110 | 1580 | 1685 | 1765 |
| 030 RECLINING LOVESEAT LEFT ARM | 57X38X40 | 1700 | 1830 | 1970 | 2100 | 2230 | 2360 | 1235 | 1305 | 1365 |
| 031 RECLINER CHAIR | 42X38X40 | 1430 | 1515 | 1605 | 1695 | 1770 | 1855 | 975 | 1020 | 1080 |
| 032 RECLINING LOVESEAT | 67X38X40 | 2155 | 2300 | 2440 | 2580 | 2725 | 2855 | 1445 | 1515 | 1575 |
| 033 RECLINING SOFA | 90X38X40 | 2765 | 2945 | 3120 | 3295 | 3465 | 3620 | 1785 | 1885 | 1980 |
| 038 RECLINING LOVESEAT RIGHT ARM | 57X38X40 | 1700 | 1830 | 1970 | 2100 | 2230 | 2360 | 1235 | 1305 | 1365 |
| 039 RECLINING ROCKING CHAIR | 42X38X40 | 1470 | 1555 | 1630 | 1720 | 1785 | 1875 | 1005 | 1060 | 1110 |
| 041 RECLINING CHAIR LEFT ARM | 34X38X40 | 1275 | 1350 | 1440 | 1520 | 1600 | 1685 | 895 | 955 | 1000 |
| 042 RECLINING CHAIR RIGHT ARM | 34X38X40 | 1275 | 1350 | 1440 | 1520 | 1600 | 1685 | 895 | 955 | 1000 |
| 043 SWIVEL ROCKING RECLINING CHAIR | 42X38X40 | 1545 | 1620 | 1715 | 1780 | 1865 | 1955 | 1080 | 1130 | 1190 |
| 050 WEDGE | 46X46X40 | 1015 | 1100 | 1190 | 1265 | 1340 | 1420 | 710 | 770 | 830 |
| 069 RECLINING APARTMENT SOFA | 81X38X40 | 2315 | 2485 | 2640 | 2815 | 2980 | 3145 | 1500 | 1595 | 1690 |
| CONFIGURATIONS | | | | | | | | | | |
| A CONF. A (041-050-029) | 126X80X40 | 4575 | 4895 | 5245 | 5560 | 5890 | 6215 | 3185 | 3410 | 3595 |
| B CONF. B (030-050-029) | 126X103X40 | 5000 | 5375 | 5775 | 6140 | 6520 | 6890 | 3525 | 3760 | 3960 |
| C CONF. C (030-050-038) | 103X103X40 | 4415 | 4760 | 5130 | 5465 | 5800 | 6140 | 3180 | 3380 | 3560 |
| D CONF. D (033-032-031) | 90X38X40 | 6350 | 6760 | 7165 | 7570 | 7960 | 8330 | 4205 | 4420 | 4635 |

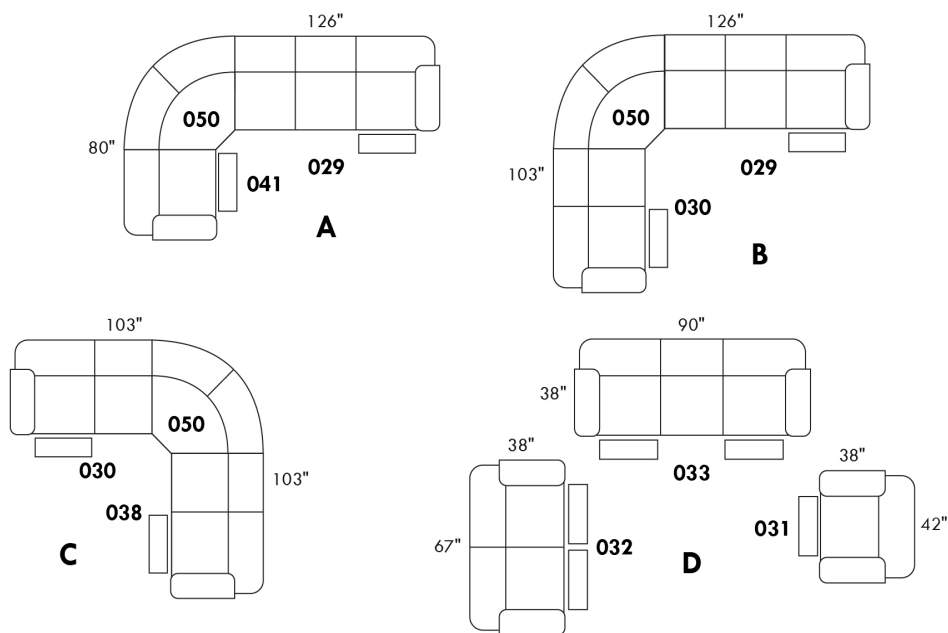
32100



Hauteur complète 40" | Hauteur de siège 19" | Hauteur devant bras 24" | Profondeur d'assise 21"
 Total Height 40" | Seat Height 19" | Arm Height 24" | Seat Depth 21"



CONFIGURATIONS



www.jaymar.ca

Toutes les dimensions indiquées sont au pouce près. Nos produits sont fabriqués à la main et des variations mineures peuvent survenir.
 All dimensions indicated are to the nearest inch. Our product is hand-made and minor variations can occur.

32848

*To ADD a RECLINING MECHANISM on NON RECLINING SEATS (see sketch): ADD \$75 per mechanism.

*To REMOVE a reclining mechanism, DEDUCT \$35 per mechanism.

COMBO: Cover #2 on back, and seat.

OPTIONS:

LEATHER & FABRIC: Contrasting decorative trim on upper part of back: Add \$25 per seat. For item #050, wedge add \$25.

Motorized reclining mechanism with TOUCH-SENSOR button add \$125 per mechanism.

WIRELESS motorized reclining (Battery) mechanism add \$250 per mechanism.

MOTORIZED MECHANISM NOT AVAILABLE ON: Rocking chair motion.

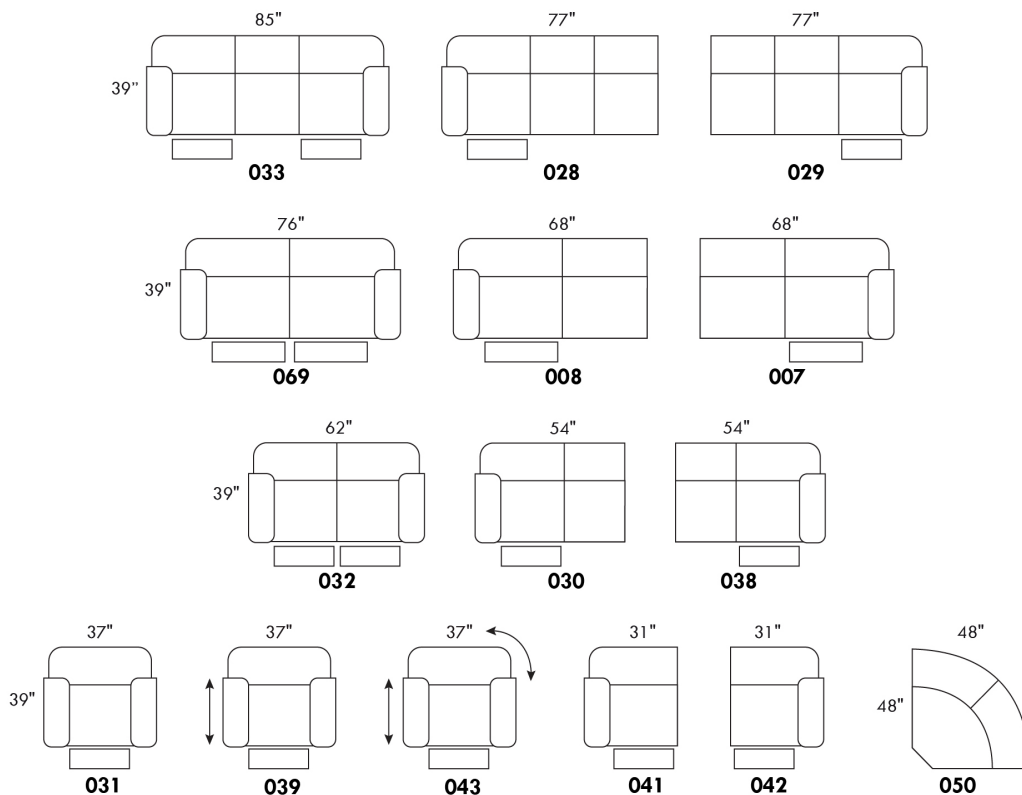
*REMARK: In leather, armless end pieces are not fully upholstered.

| Description | L x D x H | Leather | | | | | | Fabric | | |
|------------------------------------|------------|------------|-------------------------------|--|---|----------------------------------|--------------|--------|----------|------|
| | | 10 Pony | 20 Hugo Madras Softy | 30 Empire Fantasy Illusion Tucson Utah Vintage Yukon | 40 Diamond Elegance Princess Santiago Sensation Sunset Trina Victoria | 50 Bull Cassiope Dublin | 60 Caress | A | B COM | C |
| 007 RECLINING APT. SOFA RIGHT ARM | 68X39X38 | 1825 | 1985 | 2155 | 2325 | 2490 | 2640 | 1285 | 1375 | 1465 |
| 008 RECLINING APT. SOFA LEFT ARM | 68X39X38 | 1825 | 1985 | 2155 | 2325 | 2490 | 2640 | 1285 | 1375 | 1465 |
| 028 RECLINING SOFA LEFT ARM | 77X39X38 | 2285 | 2445 | 2615 | 2775 | 2950 | 3110 | 1580 | 1685 | 1765 |
| 029 RECLINING SOFA RIGHT ARM | 77X39X38 | 2285 | 2445 | 2615 | 2775 | 2950 | 3110 | 1580 | 1685 | 1765 |
| 030 RECLINING LOVESEAT LEFT ARM | 54X39X38 | 1700 | 1830 | 1970 | 2100 | 2230 | 2360 | 1235 | 1305 | 1365 |
| 031 RECLINER CHAIR | 37X39X38 | 1430 | 1515 | 1605 | 1695 | 1770 | 1855 | 975 | 1020 | 1080 |
| 032 RECLINING LOVESEAT | 62X39X38 | 2155 | 2300 | 2440 | 2580 | 2725 | 2855 | 1445 | 1515 | 1575 |
| 033 RECLINING SOFA | 85X39X38 | 2765 | 2945 | 3120 | 3295 | 3465 | 3620 | 1785 | 1885 | 1980 |
| 038 RECLINING LOVESEAT RIGHT ARM | 54X39X38 | 1700 | 1830 | 1970 | 2100 | 2230 | 2360 | 1235 | 1305 | 1365 |
| 039 RECLINING ROCKING CHAIR | 37X39X38 | 1470 | 1555 | 1630 | 1720 | 1785 | 1875 | 1005 | 1060 | 1110 |
| 041 RECLINING CHAIR LEFT ARM | 31X39X38 | 1275 | 1350 | 1440 | 1520 | 1600 | 1685 | 895 | 955 | 1000 |
| 042 RECLINING CHAIR RIGHT ARM | 31X39X38 | 1275 | 1350 | 1440 | 1520 | 1600 | 1685 | 895 | 955 | 1000 |
| 043 SWIVEL ROCKING RECLINING CHAIR | 37X39X38 | 1545 | 1620 | 1715 | 1780 | 1865 | 1955 | 1080 | 1130 | 1190 |
| 050 WEDGE | 48X48X38 | 1015 | 1100 | 1190 | 1265 | 1340 | 1420 | 710 | 770 | 830 |
| 069 RECLINING APARTMENT SOFA | 76X39X38 | 2315 | 2485 | 2640 | 2815 | 2980 | 3145 | 1500 | 1595 | 1690 |
| CONFIGURATIONS | | | | | | | | | | |
| A CONF. A (041-050-029) | 125X79X38 | 4575 | 4895 | 5245 | 5560 | 5890 | 6215 | 3185 | 3410 | 3595 |
| B CONF. B (030-050-029) | 125X102X38 | 5000 | 5375 | 5775 | 6140 | 6520 | 6890 | 3525 | 3760 | 3960 |
| C CONF. C (030-050-038) | 102X102X38 | 4415 | 4760 | 5130 | 5465 | 5800 | 6140 | 3180 | 3380 | 3560 |

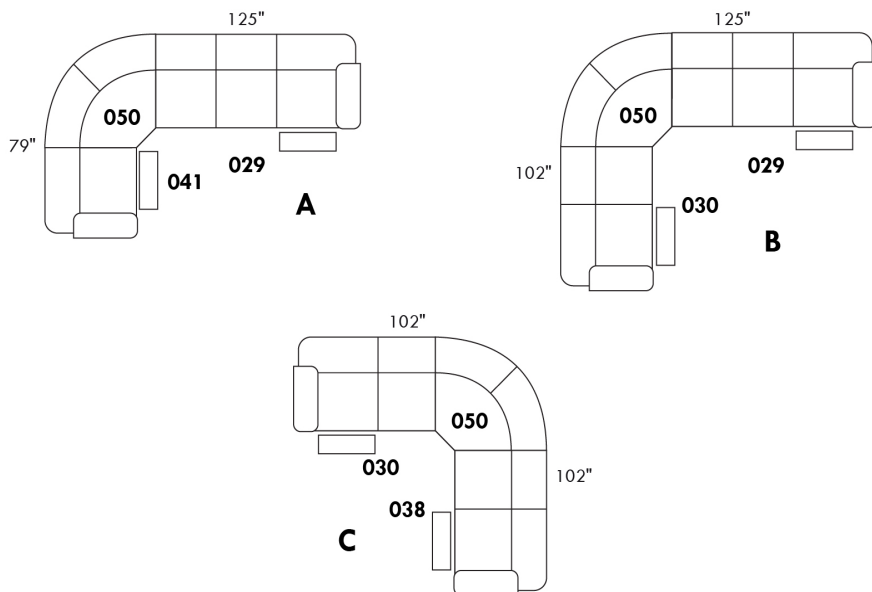
32848



Hauteur complète 38" | Hauteur de siège 19" | Hauteur devant bras 24" | Profondeur d'assise 21"
 Total Height 38" | Seat Height 19" | Arm Height 24" | Seat Depth 21"



CONFIGURATIONS



www.jaymar.ca

Toutes les dimensions indiquées sont au pouce près. Nos produits sont fabriqués à la main et des variations mineures peuvent survenir.
 All dimensions indicated are to the nearest inch. Our product is hand-made and minor variations can occur.

39944

*To ADD a RECLINING MECHANISM on NON RECLINING SEATS (see sketch): ADD \$75 per mechanism.

*To REMOVE a reclining mechanism, DEDUCT \$35 per mechanism.

COMBO: Cover #2 on back, seat and armpad.

In FABRIC: There is no stitching on back cushion.

OPTIONS: Motorized reclining mechanism with TOUCH-SENSOR button add \$125 per mechanism. / WIRELESS motorized reclining (Battery) mechanism add \$250 per mechanism.

MOTORIZED MECHANISM NOT AVAILABLE ON: Rocking chair motion.

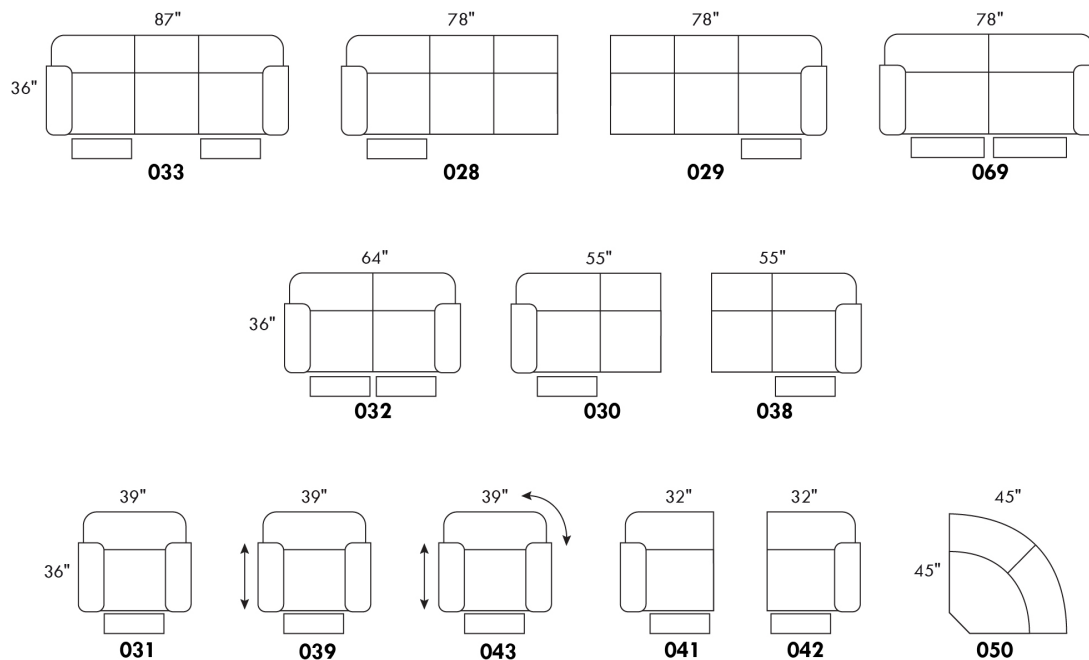
*REMARK: In leather, armless end pieces are not fully upholstered.

| Description | L x D x H | Leather | | | | | | Fabric | | |
|------------------------------------|------------|------------|-------------------------------|--|---|----------------------------------|--------------|--------|----------|------|
| | | 10 Pony | 20 Hugo Madras Softy | 30 Empire Fantasy Illusion Tucson Utah Vintage Yukon | 40 Diamond Elegance Princess Santiago Sensation Sunset Trina Victoria | 50 Bull Cassiope Dublin | 60 Caress | A | B COM | C |
| 028 RECLINING SOFA LEFT ARM | 78X36X41 | 2285 | 2445 | 2615 | 2775 | 2950 | 3110 | 1580 | 1685 | 1765 |
| 029 RECLINING SOFA RIGHT ARM | 78X36X41 | 2285 | 2445 | 2615 | 2775 | 2950 | 3110 | 1580 | 1685 | 1765 |
| 030 RECLINING LOVESEAT LEFT ARM | 55X36X41 | 1700 | 1830 | 1970 | 2100 | 2230 | 2360 | 1235 | 1305 | 1365 |
| 031 RECLINER CHAIR | 39X36X41 | 1430 | 1515 | 1605 | 1695 | 1770 | 1855 | 975 | 1020 | 1080 |
| 032 RECLINING LOVESEAT | 64X36X41 | 2155 | 2300 | 2440 | 2580 | 2725 | 2855 | 1445 | 1515 | 1575 |
| 033 RECLINING SOFA | 87X36X41 | 2765 | 2945 | 3120 | 3295 | 3465 | 3620 | 1785 | 1885 | 1980 |
| 038 RECLINING LOVESEAT RIGHT ARM | 55X36X41 | 1700 | 1830 | 1970 | 2100 | 2230 | 2360 | 1235 | 1305 | 1365 |
| 039 RECLINING ROCKING CHAIR | 39X36X41 | 1470 | 1555 | 1630 | 1720 | 1785 | 1875 | 1005 | 1060 | 1110 |
| 041 RECLINING CHAIR LEFT ARM | 32X36X41 | 1275 | 1350 | 1440 | 1520 | 1600 | 1685 | 895 | 955 | 1000 |
| 042 RECLINING CHAIR RIGHT ARM | 32X36X41 | 1275 | 1350 | 1440 | 1520 | 1600 | 1685 | 895 | 955 | 1000 |
| 043 SWIVEL ROCKING RECLINING CHAIR | 39X36X41 | 1545 | 1620 | 1715 | 1780 | 1865 | 1955 | 1080 | 1130 | 1190 |
| 050 WEDGE | 45X45X41 | 1015 | 1100 | 1190 | 1265 | 1340 | 1420 | 710 | 770 | 830 |
| 069 RECLINING APARTMENT SOFA | 78X36X41 | 2315 | 2485 | 2640 | 2815 | 2980 | 3145 | 1500 | 1595 | 1690 |
| CONFIGURATIONS | | | | | | | | | | |
| A CONF. A (041-050-029) | 123X77X41 | 4575 | 4895 | 5245 | 5560 | 5890 | 6215 | 3185 | 3410 | 3595 |
| B CONF. B (028-042) | 110X36X41 | 3560 | 3795 | 4055 | 4295 | 4550 | 4795 | 2475 | 2640 | 2765 |
| C CONF. C (030-050-029) | 123X100X41 | 5000 | 5375 | 5775 | 6140 | 6520 | 6890 | 3525 | 3760 | 3960 |
| D CONF. D (033-031) | 87X36X41 | 4195 | 4460 | 4725 | 4990 | 5235 | 5475 | 2760 | 2905 | 3060 |
| E CONF. E (030-050-038) | 100X100X41 | 4415 | 4760 | 5130 | 5465 | 5800 | 6140 | 3180 | 3380 | 3560 |
| F CONF. F (069-032) | 78X36X41 | 4470 | 4785 | 5080 | 5395 | 5705 | 6000 | 2945 | 3110 | 3265 |

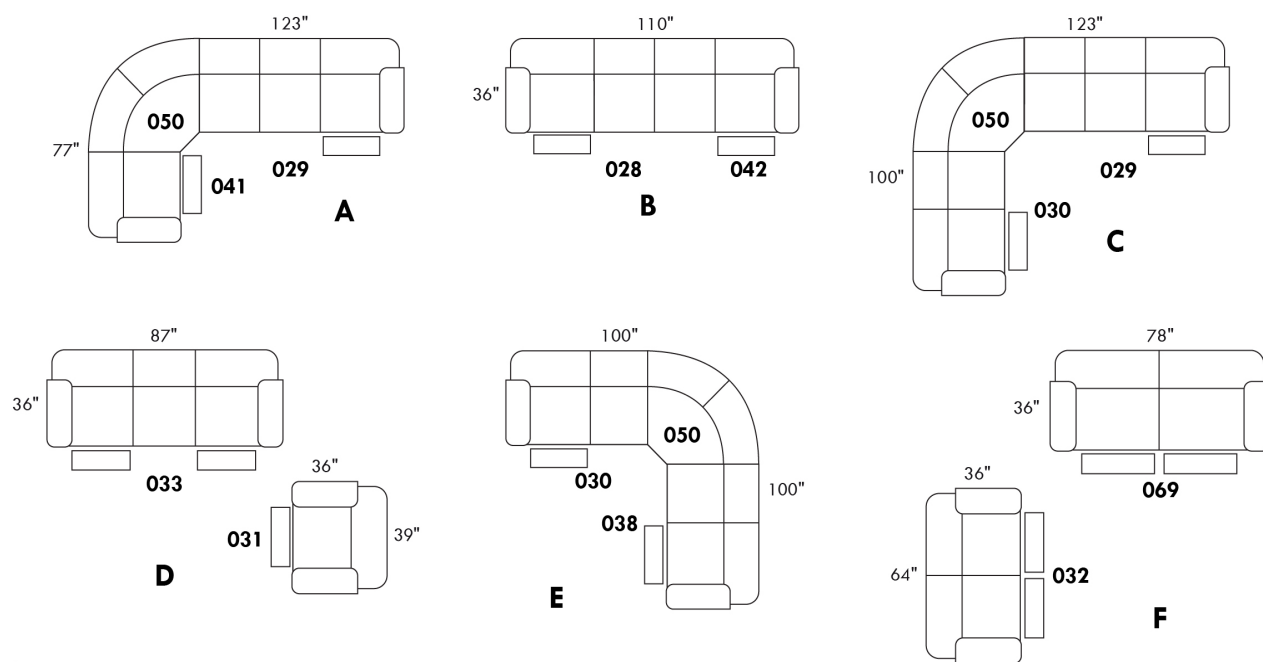
39944



Hauteur complète 41" | Hauteur de siège 19" | Hauteur devant bras 26" | Profondeur d'assise 22"
 Total Height 41" | Seat Height 19" | Arm Height 26" | Seat Depth 22"



CONFIGURATIONS



www.jaymar.ca

Toutes les dimensions indiquées sont au pouce près. Nos produits sont fabriqués à la main et des variations mineures peuvent survenir.
 All dimensions indicated are to the nearest inch. Our product is hand-made and minor variations can occur.

ALEXANDRA

FEATURES:

- *Wall hugger power recliners with full footrest (manual n/a).
- Manual adjustable headrest on all items (2 on square corner & stationary on wedge).
- Seat cushions with shaped foam + 1" layer of memory foam on top; arm with memory foam.
- Stitching: Small thread in fabric & large flat thread in leather.
- Lounge chair reclining back items with "Push Back" mechanism; wall clearance 10".

*Excludes 043 & 163 chairs: Wall clearance 16"

Chairs 043 & 163: arms with NO METAL insert.

Note: 2 recliner seats separated by a corner can not be opened at the same time. No recliner seats beside #155 Small Square Corner.

OPTIONS

- Battery Pack: Add \$125/ea.
- Motorized headrest: Add \$125 ea. (Motorized headrest N/A on stationary & lounge chair items).
- Choice of arms: (Large or the Small 6" Arm which will have no metal insert in arm): Leg on LARGE arm: LG103 wood, Metal: LG189 cyl. (Black or Chrome). SMALL Arm: LG08 wood, Metal: LG196 cyl. (Black or Chrome) or LG64 (sq). Specify colour.
- Seat Depth: 20" or *22". *22" seat depth N/A on chairs 043 & 163.
- 043 & 163 Chairs: with wood base, add \$165 (specify colour).

ACCESSORIES (n/a on small arm)

- Grommet \$35 ea | Swivel tray & Wine Glass holder \$20 ea., Tablet holder \$40 & LED Lamp \$50.
- Metal Cup Holder: \$25 ea. (1 per arm/160/190 & 2 side by side on 159). Specify colour: Stainless, Black or Gold.
- *STORAGE items 159-160-190 with 2 USB/Electric outlets. *Must be used between 2 seats.

| Description | L x D x H | Leather | | | | | | Fabric | | |
|-------------------------------------|----------------|------------|-------------------------------|--|---|----------------------------------|--------------|--------|----------|------|
| | | 10 Pony | 20 Hugo Madras Softy | 30 Empire Fantasy Illusion Tucson Utah Vintage Yukon | 40 Diamond Elegance Princess Santiago Sensation Sunset Trina Victoria | 50 Bull Cassiope Dublin | 60 Caress | A | B COM | C |
| 001 CHAIR | 44x40x33/40 | 1420 | 1500 | 1580 | 1665 | 1745 | 1825 | 1130 | 1165 | 1195 |
| 002 LOVESEAT | 67x40x33/40 | 2030 | 2125 | 2225 | 2320 | 2415 | 2515 | 1600 | 1665 | 1725 |
| 003 SOFA | 91x40x33/40 | 2450 | 2575 | 2705 | 2830 | 2960 | 3085 | 1935 | 2010 | 2085 |
| 005 LOUNGE CHAIR RIGHT ARM | 34x62x33/40 | 1325 | 1380 | 1440 | 1495 | 1550 | 1605 | 1045 | 1090 | 1135 |
| 009 ARMLESS LOVESEAT | 47x40x33/40 | 1425 | 1485 | 1545 | 1605 | 1670 | 1730 | 1100 | 1165 | 1225 |
| 011 LOUNGE CHAIR LEFT ARM | 34x62x33/40 | 1325 | 1380 | 1440 | 1495 | 1550 | 1605 | 1045 | 1090 | 1135 |
| 012 LOVESEAT LEFT ARM | 57x40x33/40 | 1745 | 1825 | 1905 | 1990 | 2070 | 2150 | 1365 | 1425 | 1480 |
| 017 DOUBLE CHAIR | 51x40x33/40 | 1490 | 1575 | 1665 | 1750 | 1835 | 1925 | 1180 | 1230 | 1280 |
| 021 APARTMENT SOFA NO ARM | 61x40x33/40 | 1605 | 1695 | 1780 | 1865 | 1955 | 2040 | 1235 | 1305 | 1375 |
| 024 SECTIONAL LOVESEAT BUMPER RIGHT | 89x40/44x33/40 | 2235 | 2370 | 2510 | 2645 | 2785 | 2920 | 1610 | 1695 | 1775 |
| 040 ARMLESS SOFA | 71x40x33/40 | 1840 | 1935 | 2025 | 2115 | 2210 | 2300 | 1435 | 1515 | 1595 |
| 041 RECLINING CHAIR LEFT ARM | 34x40x33/40 | 1405 | 1460 | 1515 | 1570 | 1625 | 1685 | 1165 | 1200 | 1235 |
| 042 RECLINING CHAIR RIGHT ARM | 34x40x33/40 | 1405 | 1460 | 1515 | 1570 | 1625 | 1685 | 1165 | 1200 | 1235 |
| 043 SWIVEL ROCKING RECLINING CHAIR | 30x34x42 | 1665 | 1755 | 1845 | 1940 | 2030 | 2120 | 1365 | 1405 | 1440 |
| 044 RECLINER CHAIR | 44x40x33/40 | 1695 | 1765 | 1835 | 1905 | 1980 | 2050 | 1405 | 1435 | 1465 |
| 045 ARMLESS LOVESEAT BUMPER RIGHT | 68x40x33/40 | 1695 | 1770 | 1845 | 1925 | 2000 | 2075 | 1315 | 1370 | 1430 |

ALEXANDRA

FEATURES:

- *Wall hugger power recliners with full footrest (manual n/a).
- Manual adjustable headrest on all items (2 on square corner & stationary on wedge).
- Seat cushions with shaped foam + 1" layer of memory foam on top; arm with memory foam.
- Stitching: Small thread in fabric & large flat thread in leather.
- Lounge chair reclining back items with "Push Back" mechanism; wall clearance 10".

*Excludes 043 & 163 chairs: Wall clearance 16"

Chairs 043 & 163: arms with NO METAL insert.

Note: 2 recliner seats separated by a corner can not be opened at the same time. No recliner seats beside #155 Small Square Corner.

OPTIONS

- Battery Pack: Add \$125/ea.
- Motorized headrest: Add \$125 ea. (Motorized headrest N/A on stationary & lounge chair items).
- Choice of arms: (Large or the Small 6" Arm which will have no metal insert in arm): Leg on LARGE arm: LG103 wood, Metal: LG189 cyl. (Black or Chrome). SMALL Arm: LG08 wood, Metal: LG196 cyl. (Black or Chrome) or LG64 (sq). Specify colour.
- Seat Depth: 20" or *22". *22" seat depth N/A on chairs 043 & 163.
- 043 & 163 Chairs: with wood base, add \$165 (specify colour).

ACCESSORIES (n/a on small arm)

- Grommet \$35 ea | Swivel tray & Wine Glass holder \$20 ea., Tablet holder \$40 & LED Lamp \$50.
- Metal Cup Holder: \$25 ea. (1 per arm/160/190 & 2 side by side on 159). Specify colour: Stainless, Black or Gold.
- *STORAGE items 159-160-190 with 2 USB/Electric outlets. *Must be used between 2 seats.

| Description | L x D x H | Leather | | | | | | Fabric | | |
|------------------------------------|----------------|------------|-------------------------------|--|---|----------------------------------|--------------|--------|----------|------|
| | | 10 Pony | 20 Hugo Madras Softy | 30 Empire Fantasy Illusion Tucson Utah Vintage Yukon | 40 Diamond Elegance Princess Santiago Sensation Sunset Trina Victoria | 50 Bull Cassiope Dublin | 60 Caress | A | B COM | C |
| 048 SECTIONAL LOVESEAT BUMPER LEFT | 89x40/44x33/40 | 2235 | 2370 | 2510 | 2645 | 2785 | 2920 | 1610 | 1695 | 1775 |
| 050 WEDGE | 49x49x33 | 1240 | 1320 | 1405 | 1485 | 1565 | 1645 | 895 | 940 | 985 |
| 051 ARMLESS CHAIR | 24x40x33/40 | 815 | 855 | 900 | 940 | 980 | 1020 | 625 | 670 | 710 |
| 052 SOFA LEFT ARM | 81x40x33/40 | 2160 | 2265 | 2365 | 2470 | 2570 | 2670 | 1695 | 1770 | 1845 |
| 053 SOFA RIGHT ARM | 81x40x33/40 | 2160 | 2265 | 2365 | 2470 | 2570 | 2670 | 1695 | 1770 | 1845 |
| 055 SQUARE CORNER | 44x44x33/40 | 1435 | 1520 | 1605 | 1695 | 1780 | 1865 | 1115 | 1160 | 1200 |
| 056 CHAIR RIGHT ARM | 34x40x33/40 | 1135 | 1190 | 1240 | 1290 | 1340 | 1390 | 885 | 930 | 970 |
| 057 CHAIR LEFT ARM | 34x40x33/40 | 1135 | 1190 | 1240 | 1290 | 1340 | 1390 | 885 | 930 | 970 |
| 061 LOVESEAT RIGHT ARM | 57x40x33/40 | 1745 | 1825 | 1905 | 1990 | 2070 | 2150 | 1365 | 1425 | 1480 |
| 071 ARMLESS RECLINING CHAIR | 24x40x33/40 | 1085 | 1130 | 1180 | 1225 | 1270 | 1315 | 910 | 955 | 1000 |
| 086 ARMLESS LOVESEAT BUMPER LEFT | 68x40x33/40 | 1695 | 1770 | 1845 | 1925 | 2000 | 2075 | 1315 | 1370 | 1430 |
| 088 ARMLESS CHAIR BUMPER LEFT | 45x40x33/40 | 1080 | 1155 | 1225 | 1295 | 1365 | 1440 | 830 | 865 | 905 |
| 089 ARMLESS CHAIR BUMPER RIGHT | 45x40x33/40 | 1080 | 1155 | 1225 | 1295 | 1365 | 1440 | 830 | 865 | 905 |
| 095 APARTMENT SOFA | 81x40x33/40 | 2210 | 2330 | 2455 | 2575 | 2700 | 2820 | 1735 | 1810 | 1885 |
| 096 APARTMENT SOFA LEFT ARM | 71x40x33/40 | 1930 | 2025 | 2120 | 2220 | 2315 | 2410 | 1490 | 1565 | 1640 |
| 097 APARTMENT SOFA RIGHT ARM | 71x40x33/40 | 1930 | 2025 | 2120 | 2220 | 2315 | 2410 | 1490 | 1565 | 1640 |

ALEXANDRA

FEATURES:

- *Wall hugger power recliners with full footrest (manual n/a).
- Manual adjustable headrest on all items (2 on square corner & stationary on wedge).
- Seat cushions with shaped foam + 1" layer of memory foam on top; arm with memory foam.
- Stitching: Small thread in fabric & large flat thread in leather.
- Lounge chair reclining back items with "Push Back" mechanism; wall clearance 10".

*Excludes 043 & 163 chairs: Wall clearance 16"

Chairs 043 & 163: arms with NO METAL insert.

Note: 2 recliner seats separated by a corner can not be opened at the same time. No recliner seats beside #155 Small Square Corner.

OPTIONS

- Battery Pack: Add \$125/ea.
- Motorized headrest: Add \$125 ea. (Motorized headrest N/A on stationary & lounge chair items).
- Choice of arms: (Large or the Small 6" Arm which will have no metal insert in arm): Leg on LARGE arm: LG103 wood, Metal: LG189 cyl. (Black or Chrome). SMALL Arm: LG08 wood, Metal: LG196 cyl. (Black or Chrome) or LG64 (sq). Specify colour.
- Seat Depth: 20" or *22". *22" seat depth N/A on chairs 043 & 163.
- 043 & 163 Chairs: with wood base, add \$165 (specify colour).

ACCESSORIES (n/a on small arm)

- Grommet \$35 ea | Swivel tray & Wine Glass holder \$20 ea., Tablet holder \$40 & LED Lamp \$50.
- Metal Cup Holder: \$25 ea. (1 per arm/160/190 & 2 side by side on 159). Specify colour: Stainless, Black or Gold.
- *STORAGE items 159-160-190 with 2 USB/Electric outlets. *Must be used between 2 seats.

| Description | L x D x H | Leather | | | | | | Fabric | | |
|--|-------------|------------|-------------------------------|--|---|----------------------------------|--------------|--------|----------|------|
| | | 10 Pony | 20 Hugo Madras Softy | 30 Empire Fantasy Illusion Tucson Utah Vintage Yukon | 40 Diamond Elegance Princess Santiago Sensation Sunset Trina Victoria | 50 Bull Cassiope Dublin | 60 Caress | A | B COM | C |
| 124 STORAGE OTTOMAN | 30x22x17 | 560 | 580 | 600 | 620 | 645 | 665 | 480 | 500 | 520 |
| 155 SMALL SQUARE CORNER | 40x40x33/40 | 1435 | 1520 | 1605 | 1695 | 1780 | 1865 | 1115 | 1160 | 1200 |
| 159 WEDGE STORAGE | 10/25x35x22 | 560 | 585 | 610 | 640 | 665 | 690 | 430 | 440 | 450 |
| 160 STRAIGHT STORAGE | 10x35x22 | 540 | 565 | 590 | 615 | 645 | 670 | 410 | 420 | 430 |
| 163 DBL SWIVEL ROCKING RECLINER CHAIR | 33x34x42 | 1705 | 1800 | 1895 | 1995 | 2090 | 2190 | 1370 | 1410 | 1445 |
| 165 DOUBLE RECLINING CHAIR | 51x40x33/40 | 1765 | 1850 | 1940 | 2025 | 2110 | 2200 | 1460 | 1515 | 1570 |
| 167 APARTMENT SOFA NO ARM BUMPER LEFT | 82x40x33/40 | 1875 | 1980 | 2080 | 2185 | 2285 | 2385 | 1445 | 1520 | 1595 |
| 168 APARTMENT SOFA NO ARM BUMPER RIGHT | 82x40x33/40 | 1875 | 1980 | 2080 | 2185 | 2285 | 2385 | 1445 | 1520 | 1595 |
| 169 DOUBLE RECLINING CHAIR LEFT ARM | 41x40x33/40 | 1480 | 1545 | 1610 | 1680 | 1745 | 1810 | 1215 | 1280 | 1345 |
| 170 DOUBLE RECLINING CHAIR RIGHT ARM | 41x40x33/40 | 1480 | 1545 | 1610 | 1680 | 1745 | 1810 | 1215 | 1280 | 1345 |
| 171 ARMLESS DOUBLE RECLINING CHAIR | 31x40x33/40 | 1165 | 1210 | 1255 | 1300 | 1345 | 1390 | 955 | 1005 | 1055 |
| 173 DOUBLE LOUNGE CHAIR LEFT ARM | 41x62x33/40 | 1435 | 1515 | 1595 | 1680 | 1760 | 1840 | 1130 | 1200 | 1265 |
| 174 DOUBLE LOUNGE CHAIR RIGHT ARM | 41x62x33/40 | 1435 | 1515 | 1595 | 1680 | 1760 | 1840 | 1130 | 1200 | 1265 |
| 175 DOUBLE CHAIR LEFT ARM | 41x40x33/40 | 1200 | 1270 | 1340 | 1415 | 1485 | 1555 | 945 | 1000 | 1055 |
| 176 DOUBLE CHAIR RIGHT ARM | 41x40x33/40 | 1200 | 1270 | 1340 | 1415 | 1485 | 1555 | 945 | 1000 | 1055 |
| 177 ARMLESS DOUBLE CHAIR | 31x40x33/40 | 895 | 945 | 995 | 1045 | 1095 | 1150 | 680 | 725 | 770 |

ALEXANDRA

FEATURES:

- *Wall hugger power recliners with full footrest (manual n/a).
- Manual adjustable headrest on all items (2 on square corner & stationary on wedge).
- Seat cushions with shaped foam + 1" layer of memory foam on top; arm with memory foam.
- Stitching: Small thread in fabric & large flat thread in leather.
- Lounge chair reclining back items with "Push Back" mechanism; wall clearance 10".

*Excludes 043 & 163 chairs: Wall clearance 16"

Chairs 043 & 163: arms with NO METAL insert.

Note: 2 recliner seats separated by a corner can not be opened at the same time. No recliner seats beside #155 Small Square Corner.

OPTIONS

- Battery Pack: Add \$125/ea.
- Motorized headrest: Add \$125 ea. (Motorized headrest N/A on stationary & lounge chair items).
- Choice of arms: (Large or the Small 6" Arm which will have no metal insert in arm): Leg on LARGE arm: LG103 wood, Metal: LG189 cyl. (Black or Chrome). SMALL Arm: LG08 wood, Metal: LG196 cyl. (Black or Chrome) or LG64 (sq). Specify colour.
- Seat Depth: 20" or *22". *22" seat depth N/A on chairs 043 & 163.
- 043 & 163 Chairs: with wood base, add \$165 (specify colour).

ACCESSORIES (n/a on small arm)

- Grommet \$35 ea | Swivel tray & Wine Glass holder \$20 ea., Tablet holder \$40 & LED Lamp \$50.
- Metal Cup Holder: \$25 ea. (1 per arm/160/190 & 2 side by side on 159). Specify colour: Stainless, Black or Gold.
- *STORAGE items 159-160-190 with 2 USB/Electric outlets. *Must be used between 2 seats.

| Description | L x D x H | Leather | | | | | | Fabric | | |
|--|----------------|------------|-------------------------------|--|---|----------------------------------|--------------|--------|----------|------|
| | | 10 Pony | 20 Hugo Madras Softy | 30 Empire Fantasy Illusion Tucson Utah Vintage Yukon | 40 Diamond Elegance Princess Santiago Sensation Sunset Trina Victoria | 50 Bull Cassiope Dublin | 60 Caress | A | B COM | C |
| 178 ARMLESS DOUBLE CHAIR BUMPER LEFT | 52x40x33/40 | 1160 | 1230 | 1300 | 1370 | 1445 | 1515 | 910 | 955 | 1000 |
| 179 ARMLESS DOUBLE CHAIR BUMPER RIGHT | 52x40x33/40 | 1160 | 1230 | 1300 | 1370 | 1445 | 1515 | 910 | 955 | 1000 |
| 186 ARMLESS LOVESEAT BUMPER STORAGE-L | 68x40x33/40 | 1815 | 1890 | 1970 | 2045 | 2120 | 2200 | 1435 | 1495 | 1555 |
| 187 ARMLESS LOVESEAT BUMPER STORAGE-R | 68x40x33/40 | 1815 | 1890 | 1970 | 2045 | 2120 | 2200 | 1435 | 1495 | 1555 |
| 188 ARMLESS CHAIR BUMPER STORAGE-L | 45x40x33/40 | 1205 | 1275 | 1345 | 1420 | 1490 | 1560 | 955 | 985 | 1015 |
| 189 ARMLESS CHAIR BUMPER STORAGE-R | 45x40x33/40 | 1205 | 1275 | 1345 | 1420 | 1490 | 1560 | 955 | 985 | 1015 |
| 190 SMALL WEDGE STORAGE | 10/20x35x22 | 540 | 565 | 590 | 615 | 645 | 670 | 410 | 420 | 430 |
| 221 ARMLESS DBL CHAIR BUMPER STORAGE-L | 52x40x33/40 | 1280 | 1350 | 1425 | 1495 | 1565 | 1635 | 1025 | 1075 | 1125 |
| 222 ARMLESS DBL CHAIR BUMPER STORAGE-R | 52x40x33/40 | 1280 | 1350 | 1425 | 1495 | 1565 | 1635 | 1025 | 1075 | 1125 |
| 223 APT SOFA NO ARM BUMPER STORAGE-L | 82x40x33/40 | 1995 | 2100 | 2210 | 2315 | 2425 | 2530 | 1565 | 1640 | 1720 |
| 224 APT SOFA NO ARM BUMPER STORAGE-R | 82x40x33/40 | 1995 | 2100 | 2210 | 2315 | 2425 | 2530 | 1565 | 1640 | 1720 |
| 230 DBLE LOUNGE CHAIR RECLINING BACK L-ARM | 41x62x33/40 | 1575 | 1650 | 1730 | 1805 | 1880 | 1960 | 1235 | 1305 | 1375 |
| 231 DBLE LOUNGE CHAIR RECLINING BACK R-ARM | 41x62x33/40 | 1575 | 1650 | 1730 | 1805 | 1880 | 1960 | 1235 | 1305 | 1375 |
| 232 LOUNGE CHAIR RECLINING BACK LEFT ARM | 34x62x33/40 | 1460 | 1530 | 1600 | 1675 | 1745 | 1815 | 1160 | 1205 | 1250 |
| 233 LOUNGE CHAIR RECLINING BACK RIGHT ARM | 34x62x33/40 | 1460 | 1530 | 1600 | 1675 | 1745 | 1815 | 1160 | 1205 | 1250 |
| 234 SECTIONAL APT SOFA BUMPER LEFT | 96x40/44x33/40 | 2310 | 2440 | 2565 | 2695 | 2820 | 2950 | 1685 | 1765 | 1845 |

ALEXANDRA

FEATURES:

- *Wall hugger power recliners with full footrest (manual n/a).
- Manual adjustable headrest on all items (2 on square corner & stationary on wedge).
- Seat cushions with shaped foam + 1" layer of memory foam on top; arm with memory foam.
- Stitching: Small thread in fabric & large flat thread in leather.
- Lounge chair reclining back items with "Push Back" mechanism; wall clearance 10".
- *Excludes 043 & 163 chairs: Wall clearance 16"

Chairs 043 & 163: arms with NO METAL insert.

Note: 2 recliner seats separated by a corner can not be opened at the same time. No recliner seats beside #155 Small Square Corner.

OPTIONS

- Battery Pack: Add \$125/ea.
- Motorized headrest: Add \$125 ea. (Motorized headrest N/A on stationary & lounge chair items).
- Choice of arms: (Large or the Small 6" Arm which will have no metal insert in arm): Leg on LARGE arm: LG103 wood, Metal: LG189 cyl. (Black or Chrome). SMALL Arm: LG08 wood, Metal: LG196 cyl. (Black or Chrome) or LG64 (sq). Specify colour.
- Seat Depth: 20" or *22". *22" seat depth N/A on chairs 043 & 163.
- 043 & 163 Chairs: with wood base, add \$165 (specify colour).

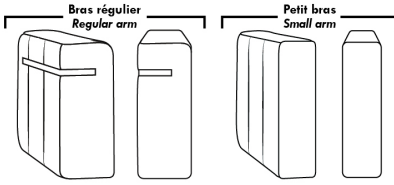
ACCESSORIES (n/a on small arm)

- Grommet \$35 ea | Swivel tray & Wine Glass holder \$20 ea., Tablet holder \$40 & LED Lamp \$50.
- Metal Cup Holder: \$25 ea. (1 per arm/160/190 & 2 side by side on 159). Specify colour: Stainless, Black or Gold.
- *STORAGE items 159-160-190 with 2 USB/Electric outlets. *Must be used between 2 seats.

| Description | L x D x H | Leather | | | | | | Fabric | | |
|-------------------------------------|----------------|------------|-------------------------------|--|---|----------------------------------|--------------|--------|----------|------|
| | | 10 Pony | 20 Hugo Madras Softy | 30 Empire Fantasy Illusion Tucson Utah Vintage Yukon | 40 Diamond Elegance Princess Santiago Sensation Sunset Trina Victoria | 50 Bull Cassiope Dublin | 60 Caress | A | B COM | C |
| 235 SECTIONAL APT SOFA BUMPER RIGHT | 96x40/44x33/40 | 2310 | 2440 | 2565 | 2695 | 2820 | 2950 | 1685 | 1765 | 1845 |
| CONFIGURATIONS | | | | | | | | | | |
| A CONFIG (169-170) | 82X40X40 | 2960 | 3090 | 3220 | 3360 | 3490 | 3620 | 2430 | 2560 | 2690 |
| B CONFIG (169-171-174) | 113X62X40 | 4080 | 4270 | 4460 | 4660 | 4850 | 5040 | 3300 | 3485 | 3665 |
| C CONFIG (096-055-171-170) | 115X115X40 | 6010 | 6300 | 6590 | 6895 | 7185 | 7475 | 4775 | 5010 | 5240 |
| D CONFIG (169-171-235) | 115X96X40 | 4955 | 5195 | 5430 | 5675 | 5910 | 6150 | 3855 | 4050 | 4245 |
| J CONFIG (041-042) | 68X40X40 | 2810 | 2920 | 3030 | 3140 | 3250 | 3370 | 2330 | 2400 | 2470 |
| K CONFIG (041-071-005) | 92X62X40 | 3815 | 3970 | 4135 | 4290 | 4445 | 4605 | 3120 | 3245 | 3370 |
| L CONFIG (012-055-071-042) | 102X102X40 | 5670 | 5935 | 6205 | 6480 | 6745 | 7015 | 4555 | 4740 | 4915 |
| M CONFIG (041-071-024) | 102X89X40 | 4725 | 4960 | 5205 | 5440 | 5680 | 5920 | 3685 | 3850 | 4010 |

ALEXANDRA

OPTIMA



Spécifications | Specifications

- Appui-tête levé Headrest up
- Appui-tête baissé Headrest down
- Complètement incliné Fully reclined

- (A) Hauteur complète 40" Total Height
- (B) Hauteur appui-tête baissé 33" Height headrest down
- (C) Hauteur du bras 24" Arm Height
- (D) Hauteur du siège 19,5" Seat height
- (E) Profondeur inclinée 65" Depth fully reclined
- (F) Profondeur d'assise 20" ou/ou 22" Seat depth
- (G) Profondeur appui-tête monté 36" Depth with headrest up

Siège 30" de large | 30" Seat Width

095, 096, 097, 021, 234, 167, 168, 235, 223, 224, 017, 175, 176, 177, 173, 174, 165, 169, 170, 171, 230, 231, 178, 179, 221, 222

Siège 23" de large | 23" Seat Width

002, 012, 061, 009, 086, 045, 048, 024, 186, 187, 001, 057, 056, 051, 011, 005, 088, 089, 044, 041, 042, 071, 232, 233, 188, 189, 003, 052, 053, 040

Autres | Others

Fauteuil berçant, pivotant et inclinable
Swivel, rocking motion chair
 N'est pas un mécanisme protège-mur / Not a wall hugger mechanism
 Dégagement mural: 16" / Wall clearance: 16"

30" Populaires | Popular CONFIGURATIONS 23"

A, B, C, D, J, K, L, M

Nos produits sont fabriqués à la main et des variations mineures peuvent survenir. Our product is hand-made and minor variations can occur.

CDN Price List

ALLEGRO

LEG: Specify colour of legs LG4.

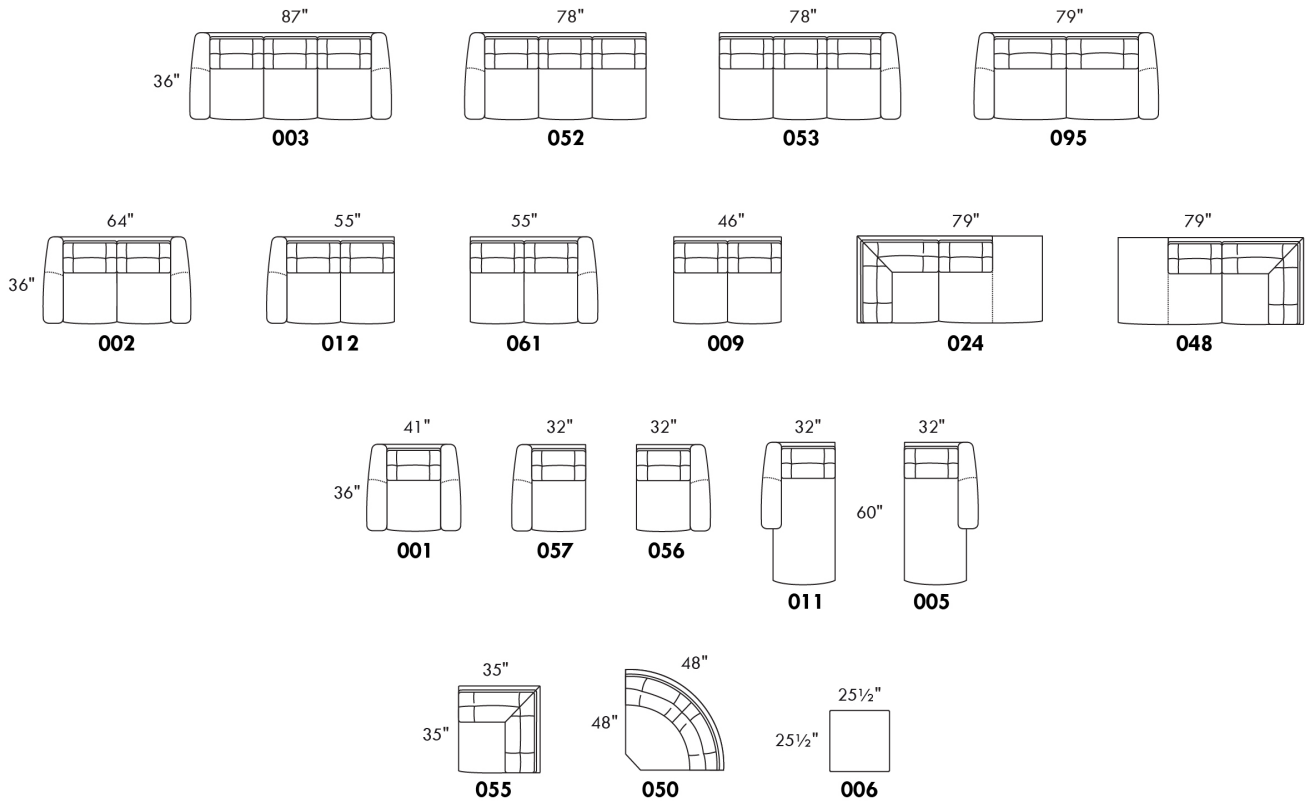
COMBO: Cover #2 on back only. PLAIN fabric recommended.

| Description | L x D x H | Leather | | | | | | Fabric | | |
|-------------------------------------|--------------|------------|-------------------------------|--|---|----------------------------------|--------------|--------|----------|------|
| | | 10 Pony | 20 Hugo Madras Softy | 30 Empire Fantasy Illusion Tucson Utah Vintage Yukon | 40 Diamond Elegance Princess Santiago Sensation Sunset Trina Victoria | 50 Bull Cassiope Dublin | 60 Caress | A | B COM | C |
| 001 CHAIR | 41X36X34 | 1060 | 1130 | 1210 | 1285 | 1350 | 1430 | 765 | 810 | 850 |
| 002 LOVESEAT | 64X36X34 | 1410 | 1510 | 1610 | 1715 | 1815 | 1900 | 1005 | 1065 | 1120 |
| 003 SOFA | 87X36X34 | 1635 | 1765 | 1895 | 2020 | 2150 | 2280 | 1210 | 1290 | 1365 |
| 005 LOUNGE CHAIR RIGHT ARM | 32X60X34 | 1225 | 1325 | 1430 | 1530 | 1620 | 1730 | 830 | 885 | 955 |
| 006 OTTOMAN | 25.5X25.5X18 | 460 | 510 | 540 | 570 | 605 | 640 | 395 | 405 | 415 |
| 009 ARMLESS LOVESEAT | 46X36X34 | 1170 | 1265 | 1355 | 1455 | 1545 | 1630 | 855 | 920 | 980 |
| 011 LOUNGE CHAIR LEFT ARM | 32X60X34 | 1225 | 1325 | 1430 | 1530 | 1620 | 1730 | 830 | 885 | 955 |
| 012 LOVESEAT LEFT ARM | 55X36X34 | 1245 | 1345 | 1455 | 1555 | 1640 | 1750 | 925 | 990 | 1060 |
| 024 SECTIONAL LOVESEAT BUMPER RIGHT | 79X36X34 | 1305 | 1395 | 1495 | 1580 | 1685 | 1765 | 975 | 1025 | 1095 |
| 048 SECTIONAL LOVESEAT BUMPER LEFT | 79X36X34 | 1305 | 1395 | 1495 | 1580 | 1685 | 1765 | 975 | 1025 | 1095 |
| 050 WEDGE | 48X48X34 | 1045 | 1130 | 1225 | 1315 | 1395 | 1485 | 830 | 870 | 920 |
| 052 SOFA LEFT ARM | 78X36X34 | 1490 | 1610 | 1745 | 1865 | 1990 | 2115 | 1130 | 1205 | 1275 |
| 053 SOFA RIGHT ARM | 78X36X34 | 1490 | 1610 | 1745 | 1865 | 1990 | 2115 | 1130 | 1205 | 1275 |
| 055 SQUARE CORNER | 35X35X34 | 1015 | 1100 | 1190 | 1265 | 1340 | 1420 | 765 | 815 | 865 |
| 056 CHAIR RIGHT ARM | 32X36X34 | 945 | 1005 | 1090 | 1160 | 1230 | 1305 | 700 | 740 | 775 |
| 057 CHAIR LEFT ARM | 32X36X34 | 945 | 1005 | 1090 | 1160 | 1230 | 1305 | 700 | 740 | 775 |
| 061 LOVESEAT RIGHT ARM | 55X36X34 | 1245 | 1345 | 1455 | 1555 | 1640 | 1750 | 925 | 990 | 1060 |
| 095 APARTMENT SOFA | 79X36X34 | 1560 | 1670 | 1780 | 1895 | 2010 | 2120 | 1160 | 1225 | 1290 |
| CONFIGURATIONS | | | | | | | | | | |
| A CONF. A (052-005) | 110X60X34 | 2715 | 2935 | 3175 | 3395 | 3610 | 3845 | 1960 | 2090 | 2230 |
| B CONF. B (048-053) | 114X79X34 | 2795 | 3005 | 3240 | 3445 | 3675 | 3880 | 2105 | 2230 | 2370 |
| C CONF. C (012-050-061) | 103X103X34 | 3535 | 3820 | 4135 | 4425 | 4675 | 4985 | 2680 | 2850 | 3040 |
| D CONF. D (011-009-024) | 114X79X34 | 3700 | 3985 | 4280 | 4565 | 4850 | 5125 | 2660 | 2830 | 3030 |
| E CONF. E (057-024) | 79X68X34 | 2250 | 2400 | 2585 | 2740 | 2915 | 3070 | 1675 | 1765 | 1870 |
| F CONF. F (003-001-006) | 87X36X34 | 3155 | 3405 | 3645 | 3875 | 4105 | 4350 | 2370 | 2505 | 2630 |

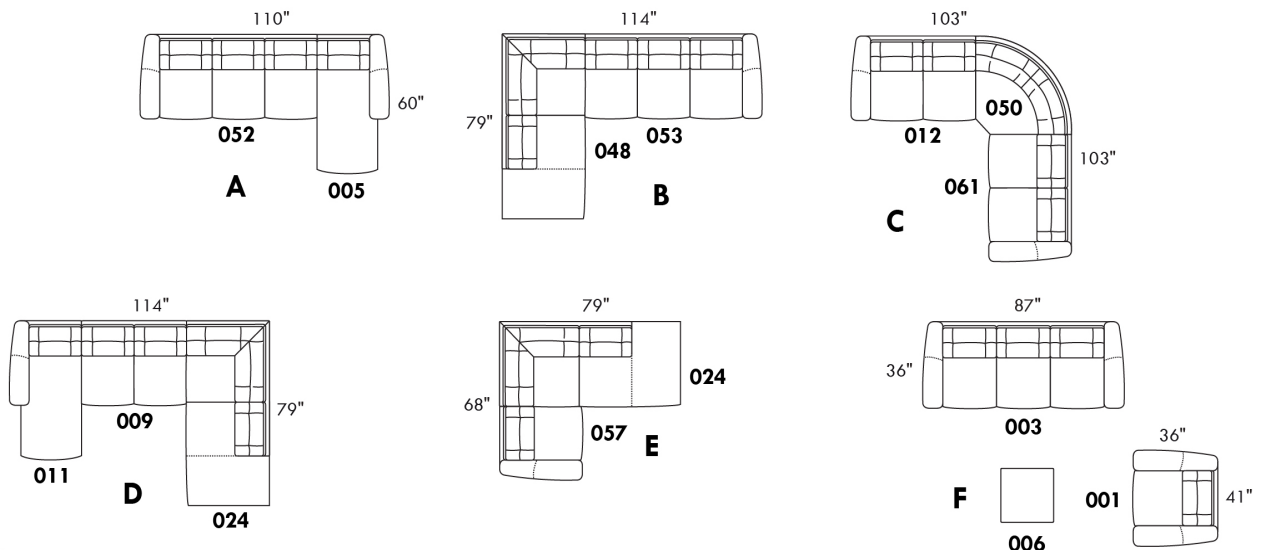
ALLEGRO



Hauteur complète 34" | Hauteur de siège 18" | Hauteur devant bras 24" | Profondeur d'assise 21"
 Total Height 34" | Seat Height 18" | Arm Height 24" | Seat Depth 21"



CONFIGURATIONS



www.jaymar.ca

Toutes les dimensions indiquées sont au pouce près. Nos produits sont fabriqués à la main et des variations mineures peuvent survenir.
 All dimensions indicated are to the nearest inch. Our product is hand-made and minor variations can occur.

CDN Price List

ALVARO

Specify colour of legs LG35.

COMBO: Cover #2 on back only.

Plain fabric recommended for the base.

*REMARK: In leather and fabric, armless end pieces and wedge are not fully upholstered.

| Description | L x D x H | Leather | | | | | | Fabric | | |
|-------------------------------------|--------------|------------|-------------------------------|--|---|----------------------------------|--------------|--------|----------|------|
| | | 10 Pony | 20 Hugo Madras Softy | 30 Empire Fantasy Illusion Tucson Utah Vintage Yukon | 40 Diamond Elegance Princess Santiago Sensation Sunset Trina Victoria | 50 Bull Cassiope Dublin | 60 Caress | A | B COM | C |
| 001 CHAIR | 40X38X34 | 1020 | 1100 | 1185 | 1245 | 1325 | 1395 | 720 | 765 | 810 |
| 002 LOVESEAT | 63X38X34 | 1490 | 1580 | 1695 | 1780 | 1885 | 1985 | 965 | 1010 | 1065 |
| 003 SOFA | 86X38X34 | 1840 | 1975 | 2110 | 2240 | 2375 | 2505 | 1245 | 1325 | 1395 |
| 005 LOUNGE CHAIR RIGHT ARM | 32X67X34 | 1020 | 1100 | 1185 | 1245 | 1325 | 1395 | 765 | 815 | 865 |
| 006 OTTOMAN | 25.5X25.5X18 | 500 | 525 | 550 | 575 | 605 | 630 | 375 | 395 | 405 |
| 011 LOUNGE CHAIR LEFT ARM | 32X67X34 | 1020 | 1100 | 1185 | 1245 | 1325 | 1395 | 765 | 815 | 865 |
| 012 LOVESEAT LEFT ARM | 55X38X34 | 1275 | 1380 | 1495 | 1600 | 1710 | 1815 | 875 | 945 | 985 |
| 024 SECTIONAL LOVESEAT BUMPER RIGHT | 80X38X34 | 1530 | 1625 | 1745 | 1845 | 1960 | 2060 | 1030 | 1095 | 1140 |
| 045 ARMLESS LOVESEAT BUMPER RIGHT | 67X38X34 | 1275 | 1380 | 1495 | 1600 | 1710 | 1815 | 875 | 945 | 985 |
| 048 SECTIONAL LOVESEAT BUMPER LEFT | 80X38X34 | 1530 | 1625 | 1745 | 1845 | 1960 | 2060 | 1030 | 1095 | 1140 |
| 050 WEDGE | 48X48X34 | 945 | 1010 | 1100 | 1185 | 1250 | 1335 | 720 | 770 | 825 |
| 051 ARMLESS CHAIR | 23X38X34 | 665 | 740 | 815 | 885 | 965 | 1025 | 575 | 625 | 670 |
| 052 SOFA LEFT ARM | 78X38X34 | 1630 | 1765 | 1900 | 2035 | 2175 | 2305 | 1165 | 1230 | 1295 |
| 053 SOFA RIGHT ARM | 78X38X34 | 1630 | 1765 | 1900 | 2035 | 2175 | 2305 | 1165 | 1230 | 1295 |
| 055 SQUARE CORNER | 38X38X34 | 845 | 920 | 1000 | 1070 | 1140 | 1215 | 655 | 705 | 755 |
| 056 CHAIR RIGHT ARM | 31X38X34 | 845 | 920 | 1000 | 1070 | 1140 | 1215 | 655 | 700 | 745 |
| 057 CHAIR LEFT ARM | 31X38X34 | 845 | 920 | 1000 | 1070 | 1140 | 1215 | 655 | 700 | 745 |
| 061 LOVESEAT RIGHT ARM | 55X38X34 | 1275 | 1380 | 1495 | 1600 | 1710 | 1815 | 875 | 945 | 985 |
| 072 SECTIONAL SOFA LEFT ARM | 90X38X34 | 1880 | 2010 | 2150 | 2285 | 2405 | 2545 | 1285 | 1345 | 1415 |
| 073 SECTIONAL SOFA RIGHT ARM | 90X38X34 | 1880 | 2010 | 2150 | 2285 | 2405 | 2545 | 1285 | 1345 | 1415 |
| 086 ARMLESS LOVESEAT BUMPER LEFT | 67X38X34 | 1275 | 1380 | 1495 | 1600 | 1710 | 1815 | 875 | 945 | 985 |
| CONFIGURATIONS | | | | | | | | | | |
| A CONF. A (12-50-61) | 103X103X34 | 3495 | 3770 | 4090 | 4385 | 4670 | 4965 | 2470 | 2660 | 2795 |
| B CONF. B (72-61) | 90X93X34 | 3155 | 3390 | 3645 | 3885 | 4115 | 4360 | 2160 | 2290 | 2400 |
| C CONF. C (11-53) | 67X110X34 | 2650 | 2865 | 3085 | 3280 | 3500 | 3700 | 1930 | 2045 | 2160 |
| D CONF. D (52-05) | 110X67X34 | 2650 | 2865 | 3085 | 3280 | 3500 | 3700 | 1930 | 2045 | 2160 |
| E CONF. E (72-45) | 90X105X34 | 3155 | 3390 | 3645 | 3885 | 4115 | 4360 | 2160 | 2290 | 2400 |

CDN Price List

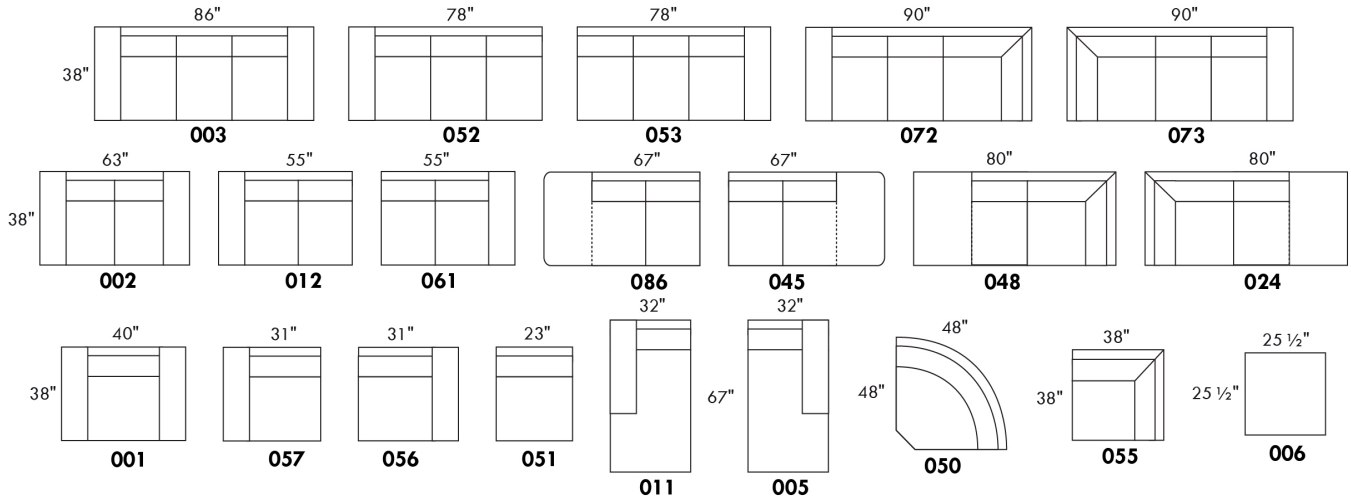
ALVARO

| Description | L x D x H | Leather | | | | | | Fabric | | |
|----------------------|------------|------------|-------------------------------|--|---|----------------------------------|--------------|--------|----------|------|
| | | 10 Pony | 20 Hugo Madras Softy | 30 Empire Fantasy Illusion Tucson Utah Vintage Yukon | 40 Diamond Elegance Princess Santiago Sensation Sunset Trina Victoria | 50 Bull Cassiope Dublin | 60 Caress | A | B COM | C |
| F CONF. F (86-73) | 105X90X34 | 3155 | 3390 | 3645 | 3885 | 4115 | 4360 | 2160 | 2290 | 2400 |
| G CONF. G (12-50-45) | 103X115X34 | 3495 | 3770 | 4090 | 4385 | 4670 | 4965 | 2470 | 2660 | 2795 |
| H CONF. H (86-50-61) | 115X103X34 | 3495 | 3770 | 4090 | 4385 | 4670 | 4965 | 2470 | 2660 | 2795 |
| I CONF. I (48-53) | 80X116X34 | 3160 | 3390 | 3645 | 3880 | 4135 | 4365 | 2195 | 2325 | 2435 |
| J CONF. J (52-24) | 116X80X34 | 3160 | 3390 | 3645 | 3880 | 4135 | 4365 | 2195 | 2325 | 2435 |
| K CONF. K (02-03) | 63X86X34 | 3330 | 3555 | 3805 | 4020 | 4260 | 4490 | 2210 | 2335 | 2460 |
| L CONF. L (01-03-06) | 40X86X25.5 | 3360 | 3600 | 3845 | 4060 | 4305 | 4530 | 2340 | 2485 | 2610 |
| M CONF. M (72-53) | 90X116X34 | 3510 | 3775 | 4050 | 4320 | 4580 | 4850 | 2450 | 2575 | 2710 |
| N CONF. N (52-73) | 116X90X34 | 3510 | 3775 | 4050 | 4320 | 4580 | 4850 | 2450 | 2575 | 2710 |
| O CONF. O (52-50-61) | 126X103X34 | 3850 | 4155 | 4495 | 4820 | 5135 | 5455 | 2760 | 2945 | 3105 |
| P CONF. P (12-50-53) | 103X126X34 | 3850 | 4155 | 4495 | 4820 | 5135 | 5455 | 2760 | 2945 | 3105 |
| Q CONF. Q (52-50-45) | 126X115X34 | 3850 | 4155 | 4495 | 4820 | 5135 | 5455 | 2760 | 2945 | 3105 |
| R CONF. R (86-50-53) | 115X126X34 | 3850 | 4155 | 4495 | 4820 | 5135 | 5455 | 2760 | 2945 | 3105 |

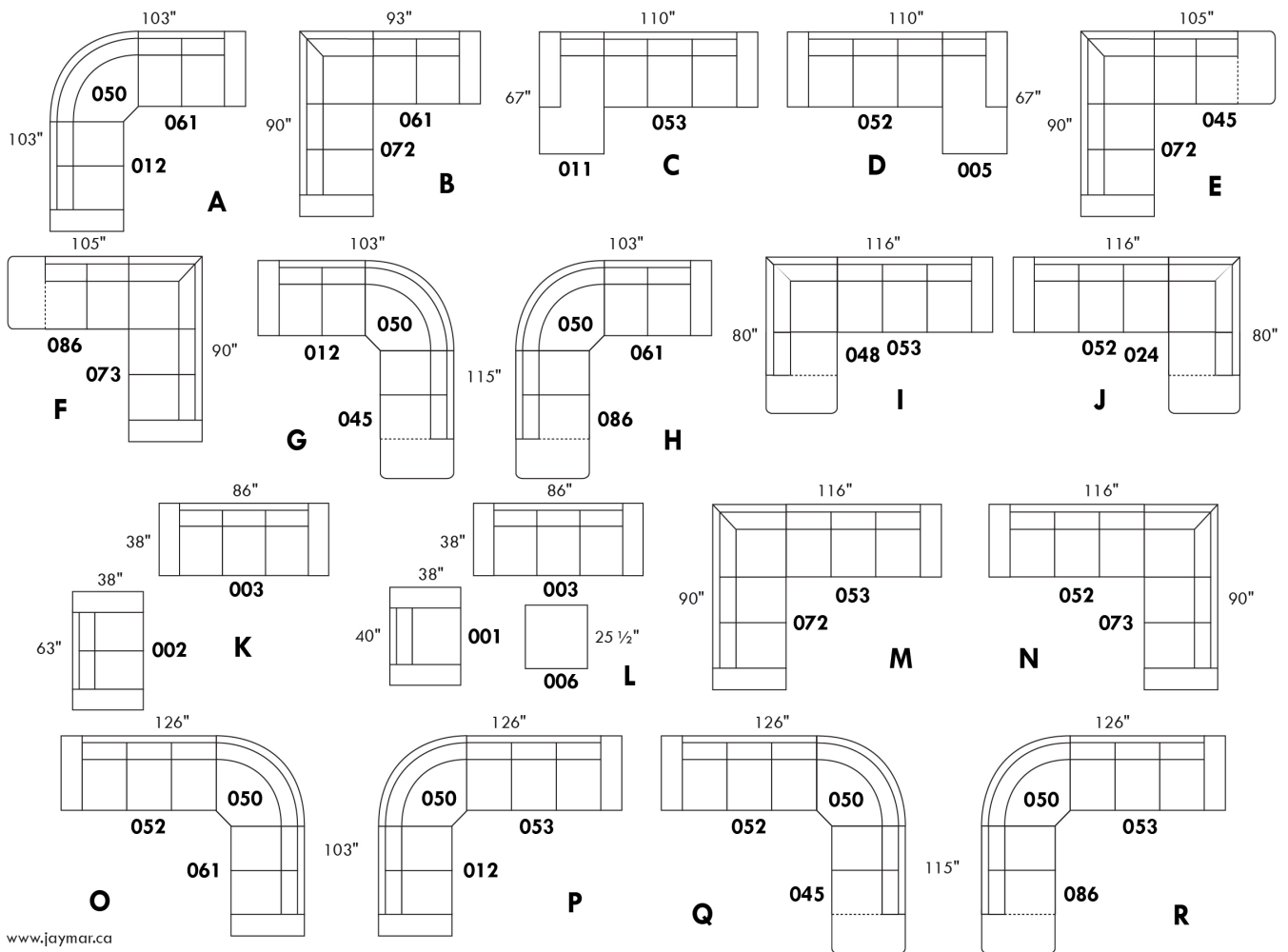
ALVARO



Hauteur complète 34" | Hauteur de siège 19" | Hauteur devant bras 24" | Profondeur d'assise 21"
 Total Height 34" | Seat Height 19" | Arm Height 24" | Seat Depth 21"



CONFIGURATIONS



www.jaymar.ca

Toutes les dimensions indiquées sont au pouce près. Nos produits sont fabriqués à la main et des variations mineures peuvent survenir.
 All dimensions indicated are to the nearest inch. Our product is hand-made and minor variations can occur.

AMSTERDAM

FEATURES:

- *Wall hugger power recliners with full footrest (manual n/a).
- Manual adjustable headrest on all items (2 on square corner & stationary on wedge).
- Seat cushions with shaped foam + 1" layer of memory foam on top.
- Stitching: Small thread in fabric & large flat thread in leather.
- Lounge chair reclining back items with "Push Back" mechanism; wall clearance 10".
- *Excludes 043 & 163 chairs: Wall clearance 16"

Note: 2 recliner seats separated by a corner can not be opened at the same time. No recliner seats beside #155 Small Square Corner.

OPTIONS

- Battery Pack: add \$125 ea.
- Motorized headrest: add \$125 ea. (Motorized headrest N/A on stationary & lounge chair items).
- Choice of Large or Small 6" Arm: Legs on LARGE arm: LG187 wood or LG189 metal (Black or Chrome). SMALL Arm: LG195 wood or LG196 metal (Black or Chrome). Specify colour.
- Seat Depth: 20" or *22". *22" seat depth N/A on chairs 043 & 163.
- 043 & 163 Chairs: with wood base add \$165 (specify colour).

ACCESSORIES (n/a on small 6" arm)

- Grommet \$35 ea | Swivel tray & Wine Glass holder \$20 ea / Tablet holder \$40 & LED Lamp \$50.
- Metal Cup Holder: \$25 ea. (1 per arm/160/190 & 2 side by side on 159). Specify colour: Stainless, Black or Gold.
- *STORAGE items 159-160-190 with 2 USB/Electric outlets. *Must be used between 2 seats. Pieces are plain (without arm detail) & are not finished on the sides.

| Description | L x D x H | Leather | | | | | | Fabric | | |
|-------------------------------------|----------------|------------|-------------------------------|--|---|----------------------------------|--------------|--------|----------|------|
| | | 10 Pony | 20 Hugo Madras Softy | 30 Empire Fantasy Illusion Tucson Utah Vintage Yukon | 40 Diamond Elegance Princess Santiago Sensation Sunset Trina Victoria | 50 Bull Cassiope Dublin | 60 Caress | A | B COM | C |
| 001 CHAIR | 45x40x33/40 | 1420 | 1500 | 1580 | 1665 | 1745 | 1825 | 1130 | 1165 | 1195 |
| 002 LOVESEAT | 68x40x33/40 | 2030 | 2125 | 2225 | 2320 | 2415 | 2515 | 1600 | 1665 | 1725 |
| 003 SOFA | 92x40x33/40 | 2450 | 2575 | 2705 | 2830 | 2960 | 3085 | 1935 | 2010 | 2085 |
| 005 LOUNGE CHAIR RIGHT ARM | 35x62x33/40 | 1325 | 1380 | 1440 | 1495 | 1550 | 1605 | 1045 | 1090 | 1135 |
| 009 ARMLESS LOVESEAT | 47x40x33/40 | 1425 | 1485 | 1545 | 1605 | 1670 | 1730 | 1100 | 1165 | 1225 |
| 011 LOUNGE CHAIR LEFT ARM | 35x62x33/40 | 1325 | 1380 | 1440 | 1495 | 1550 | 1605 | 1045 | 1090 | 1135 |
| 012 LOVESEAT LEFT ARM | 58x40x33/40 | 1745 | 1825 | 1905 | 1990 | 2070 | 2150 | 1365 | 1425 | 1480 |
| 017 DOUBLE CHAIR | 52x40x33/40 | 1490 | 1575 | 1665 | 1750 | 1835 | 1925 | 1180 | 1230 | 1280 |
| 021 APARTMENT SOFA NO ARM | 61x40x33/40 | 1605 | 1695 | 1780 | 1865 | 1955 | 2040 | 1235 | 1305 | 1375 |
| 024 SECTIONAL LOVESEAT BUMPER RIGHT | 89x40/44x33/40 | 2235 | 2370 | 2510 | 2645 | 2785 | 2920 | 1610 | 1695 | 1775 |
| 040 ARMLESS SOFA | 71x40x33/40 | 1840 | 1935 | 2025 | 2115 | 2210 | 2300 | 1435 | 1515 | 1595 |
| 041 RECLINING CHAIR LEFT ARM | 35x40x33/40 | 1405 | 1460 | 1515 | 1570 | 1625 | 1685 | 1165 | 1200 | 1235 |
| 042 RECLINING CHAIR RIGHT ARM | 35x40x33/40 | 1405 | 1460 | 1515 | 1570 | 1625 | 1685 | 1165 | 1200 | 1235 |
| 043 SWIVEL ROCKING RECLINING CHAIR | 30x34x42 | 1665 | 1755 | 1845 | 1940 | 2030 | 2120 | 1365 | 1405 | 1440 |
| 044 RECLINER CHAIR | 45x40x33/40 | 1695 | 1765 | 1835 | 1905 | 1980 | 2050 | 1405 | 1435 | 1465 |
| 045 ARMLESS LOVESEAT BUMPER RIGHT | 68x40x33/40 | 1695 | 1770 | 1845 | 1925 | 2000 | 2075 | 1315 | 1370 | 1430 |

AMSTERDAM

FEATURES:

- *Wall hugger power recliners with full footrest (manual n/a).
- Manual adjustable headrest on all items (2 on square corner & stationary on wedge).
- Seat cushions with shaped foam + 1" layer of memory foam on top.
- Stitching: Small thread in fabric & large flat thread in leather.
- Lounge chair reclining back items with "Push Back" mechanism; wall clearance 10".
- *Excludes 043 & 163 chairs: Wall clearance 16"

Note: 2 recliner seats separated by a corner can not be opened at the same time. No recliner seats beside #155 Small Square Corner.

OPTIONS

- Battery Pack: add \$125 ea.
- Motorized headrest: add \$125 ea. (Motorized headrest N/A on stationary & lounge chair items).
- Choice of Large or Small 6" Arm: Legs on LARGE arm: LG187 wood or LG189 metal (Black or Chrome). SMALL Arm: LG195 wood or LG196 metal (Black or Chrome). Specify colour.
- Seat Depth: 20" or *22". *22" seat depth N/A on chairs 043 & 163.
- 043 & 163 Chairs: with wood base add \$165 (specify colour).

ACCESSORIES (n/a on small 6" arm)

- Grommet \$35 ea | Swivel tray & Wine Glass holder \$20 ea / Tablet holder \$40 & LED Lamp \$50.
- Metal Cup Holder: \$25 ea. (1 per arm/160/190 & 2 side by side on 159). Specify colour: Stainless, Black or Gold.
- *STORAGE items 159-160-190 with 2 USB/Electric outlets. *Must be used between 2 seats. Pieces are plain (without arm detail) & are not finished on the sides.

| Description | L x D x H | Leather | | | | | | Fabric | | |
|------------------------------------|----------------|------------|-------------------------------|--|---|----------------------------------|--------------|--------|----------|------|
| | | 10 Pony | 20 Hugo Madras Softy | 30 Empire Fantasy Illusion Tucson Utah Vintage Yukon | 40 Diamond Elegance Princess Santiago Sensation Sunset Trina Victoria | 50 Bull Cassiope Dublin | 60 Caress | A | B COM | C |
| 048 SECTIONAL LOVESEAT BUMPER LEFT | 89x40/44x33/40 | 2235 | 2370 | 2510 | 2645 | 2785 | 2920 | 1610 | 1695 | 1775 |
| 050 WEDGE | 49x49x33 | 1240 | 1320 | 1405 | 1485 | 1565 | 1645 | 895 | 940 | 985 |
| 051 ARMLESS CHAIR | 24x40x33/40 | 815 | 855 | 900 | 940 | 980 | 1020 | 625 | 670 | 710 |
| 052 SOFA LEFT ARM | 82x40x33/40 | 2160 | 2265 | 2365 | 2470 | 2570 | 2670 | 1695 | 1770 | 1845 |
| 053 SOFA RIGHT ARM | 82x40x33/40 | 2160 | 2265 | 2365 | 2470 | 2570 | 2670 | 1695 | 1770 | 1845 |
| 055 SQUARE CORNER | 44x44x33/40 | 1435 | 1520 | 1605 | 1695 | 1780 | 1865 | 1115 | 1160 | 1200 |
| 056 CHAIR RIGHT ARM | 35x40x33/40 | 1135 | 1190 | 1240 | 1290 | 1340 | 1390 | 885 | 930 | 970 |
| 057 CHAIR LEFT ARM | 35x40x33/40 | 1135 | 1190 | 1240 | 1290 | 1340 | 1390 | 885 | 930 | 970 |
| 061 LOVESEAT RIGHT ARM | 58x40x33/40 | 1745 | 1825 | 1905 | 1990 | 2070 | 2150 | 1365 | 1425 | 1480 |
| 071 ARMLESS RECLINING CHAIR | 24x40x33/40 | 1085 | 1130 | 1180 | 1225 | 1270 | 1315 | 910 | 955 | 1000 |
| 086 ARMLESS LOVESEAT BUMPER LEFT | 68x40x33/40 | 1695 | 1770 | 1845 | 1925 | 2000 | 2075 | 1315 | 1370 | 1430 |
| 088 ARMLESS CHAIR BUMPER LEFT | 45x40x33/40 | 1080 | 1155 | 1225 | 1295 | 1365 | 1440 | 830 | 865 | 905 |
| 089 ARMLESS CHAIR BUMPER RIGHT | 45x40x33/40 | 1080 | 1155 | 1225 | 1295 | 1365 | 1440 | 830 | 865 | 905 |
| 095 APARTMENT SOFA | 82x40x33/40 | 2210 | 2330 | 2455 | 2575 | 2700 | 2820 | 1735 | 1810 | 1885 |
| 096 APARTMENT SOFA LEFT ARM | 72x40x33/40 | 1930 | 2025 | 2120 | 2220 | 2315 | 2410 | 1490 | 1565 | 1640 |
| 097 APARTMENT SOFA RIGHT ARM | 72x40x33/40 | 1930 | 2025 | 2120 | 2220 | 2315 | 2410 | 1490 | 1565 | 1640 |

AMSTERDAM

FEATURES:

- *Wall hugger power recliners with full footrest (manual n/a).
- Manual adjustable headrest on all items (2 on square corner & stationary on wedge).
- Seat cushions with shaped foam + 1" layer of memory foam on top.
- Stitching: Small thread in fabric & large flat thread in leather.
- Lounge chair reclining back items with "Push Back" mechanism; wall clearance 10".
- *Excludes 043 & 163 chairs: Wall clearance 16"

Note: 2 recliner seats separated by a corner can not be opened at the same time. No recliner seats beside #155 Small Square Corner.

OPTIONS

- Battery Pack: add \$125 ea.
- Motorized headrest: add \$125 ea. (Motorized headrest N/A on stationary & lounge chair items).
- Choice of Large or Small 6" Arm: Legs on LARGE arm: LG187 wood or LG189 metal (Black or Chrome). SMALL Arm: LG195 wood or LG196 metal (Black or Chrome). Specify colour.
- Seat Depth: 20" or *22". *22" seat depth N/A on chairs 043 & 163.
- 043 & 163 Chairs: with wood base add \$165 (specify colour).

ACCESSORIES (n/a on small 6" arm)

- Grommet \$35 ea | Swivel tray & Wine Glass holder \$20 ea / Tablet holder \$40 & LED Lamp \$50.
- Metal Cup Holder: \$25 ea. (1 per arm/160/190 & 2 side by side on 159). Specify colour: Stainless, Black or Gold.
- *STORAGE items 159-160-190 with 2 USB/Electric outlets. *Must be used between 2 seats. Pieces are plain (without arm detail) & are not finished on the sides.

| Description | L x D x H | Leather | | | | | | Fabric | | |
|--|-------------|------------|-------------------------------|--|---|----------------------------------|--------------|--------|----------|------|
| | | 10 Pony | 20 Hugo Madras Softy | 30 Empire Fantasy Illusion Tucson Utah Vintage Yukon | 40 Diamond Elegance Princess Santiago Sensation Sunset Trina Victoria | 50 Bull Cassiope Dublin | 60 Caress | A | B COM | C |
| 124 STORAGE OTTOMAN | 30x22x17 | 560 | 580 | 600 | 620 | 645 | 665 | 480 | 500 | 520 |
| 155 SMALL SQUARE CORNER | 40x40x33/40 | 1435 | 1520 | 1605 | 1695 | 1780 | 1865 | 1115 | 1160 | 1200 |
| 159 WEDGE STORAGE | 10/25x35x22 | 560 | 585 | 610 | 640 | 665 | 690 | 430 | 440 | 450 |
| 160 STRAIGHT STORAGE | 10x35x22 | 540 | 565 | 590 | 615 | 645 | 670 | 410 | 420 | 430 |
| 163 DBL SWIVEL ROCKING RECLINER CHAIR | 33x34x42 | 1705 | 1800 | 1895 | 1995 | 2090 | 2190 | 1370 | 1410 | 1445 |
| 165 DOUBLE RECLINING CHAIR | 52x40x33/40 | 1765 | 1850 | 1940 | 2025 | 2110 | 2200 | 1460 | 1515 | 1570 |
| 167 APARTMENT SOFA NO ARM BUMPER LEFT | 82x40x33/40 | 1875 | 1980 | 2080 | 2185 | 2285 | 2385 | 1445 | 1520 | 1595 |
| 168 APARTMENT SOFA NO ARM BUMPER RIGHT | 82x40x33/40 | 1875 | 1980 | 2080 | 2185 | 2285 | 2385 | 1445 | 1520 | 1595 |
| 169 DOUBLE RECLINING CHAIR LEFT ARM | 42x40x33/40 | 1480 | 1545 | 1610 | 1680 | 1745 | 1810 | 1215 | 1280 | 1345 |
| 170 DOUBLE RECLINING CHAIR RIGHT ARM | 42x40x33/40 | 1480 | 1545 | 1610 | 1680 | 1745 | 1810 | 1215 | 1280 | 1345 |
| 171 ARMLESS DOUBLE RECLINING CHAIR | 31x40x33/40 | 1165 | 1210 | 1255 | 1300 | 1345 | 1390 | 955 | 1005 | 1055 |
| 173 DOUBLE LOUNGE CHAIR LEFT ARM | 42x62x33/40 | 1435 | 1515 | 1595 | 1680 | 1760 | 1840 | 1130 | 1200 | 1265 |
| 174 DOUBLE LOUNGE CHAIR RIGHT ARM | 42x62x33/40 | 1435 | 1515 | 1595 | 1680 | 1760 | 1840 | 1130 | 1200 | 1265 |
| 175 DOUBLE CHAIR LEFT ARM | 42x40x33/40 | 1200 | 1270 | 1340 | 1415 | 1485 | 1555 | 945 | 1000 | 1055 |
| 176 DOUBLE CHAIR RIGHT ARM | 42x40x33/40 | 1200 | 1270 | 1340 | 1415 | 1485 | 1555 | 945 | 1000 | 1055 |
| 177 ARMLESS DOUBLE CHAIR | 31x40x33/40 | 895 | 945 | 995 | 1045 | 1095 | 1150 | 680 | 725 | 770 |

AMSTERDAM

FEATURES:

- *Wall hugger power recliners with full footrest (manual n/a).
- Manual adjustable headrest on all items (2 on square corner & stationary on wedge).
- Seat cushions with shaped foam + 1" layer of memory foam on top.
- Stitching: Small thread in fabric & large flat thread in leather.
- Lounge chair reclining back items with "Push Back" mechanism; wall clearance 10".
- *Excludes 043 & 163 chairs: Wall clearance 16"

Note: 2 recliner seats separated by a corner can not be opened at the same time. No recliner seats beside #155 Small Square Corner.

OPTIONS

- Battery Pack: add \$125 ea.
- Motorized headrest: add \$125 ea. (Motorized headrest N/A on stationary & lounge chair items).
- Choice of Large or Small 6" Arm: Legs on LARGE arm: LG187 wood or LG189 metal (Black or Chrome). SMALL Arm: LG195 wood or LG196 metal (Black or Chrome). Specify colour.
- Seat Depth: 20" or *22". *22" seat depth N/A on chairs 043 & 163.
- 043 & 163 Chairs: with wood base add \$165 (specify colour).

ACCESSORIES (n/a on small 6" arm)

- Grommet \$35 ea | Swivel tray & Wine Glass holder \$20 ea / Tablet holder \$40 & LED Lamp \$50.
- Metal Cup Holder: \$25 ea. (1 per arm/160/190 & 2 side by side on 159). Specify colour: Stainless, Black or Gold.
- *STORAGE items 159-160-190 with 2 USB/Electric outlets. *Must be used between 2 seats. Pieces are plain (without arm detail) & are not finished on the sides.

| Description | L x D x H | Leather | | | | | | Fabric | | |
|--|----------------|------------|-------------------------------|--|---|----------------------------------|--------------|--------|----------|------|
| | | 10 Pony | 20 Hugo Madras Softy | 30 Empire Fantasy Illusion Tucson Utah Vintage Yukon | 40 Diamond Elegance Princess Santiago Sensation Sunset Trina Victoria | 50 Bull Cassiope Dublin | 60 Caress | A | B COM | C |
| 178 ARMLESS DOUBLE CHAIR BUMPER LEFT | 52x40x33/40 | 1160 | 1230 | 1300 | 1370 | 1445 | 1515 | 910 | 955 | 1000 |
| 179 ARMLESS DOUBLE CHAIR BUMPER RIGHT | 52x40x33/40 | 1160 | 1230 | 1300 | 1370 | 1445 | 1515 | 910 | 955 | 1000 |
| 186 ARMLESS LOVESEAT BUMPER STORAGE-L | 68x40x33/40 | 1815 | 1890 | 1970 | 2045 | 2120 | 2200 | 1435 | 1495 | 1555 |
| 187 ARMLESS LOVESEAT BUMPER STORAGE-R | 68x40x33/40 | 1815 | 1890 | 1970 | 2045 | 2120 | 2200 | 1435 | 1495 | 1555 |
| 188 ARMLESS CHAIR BUMPER STORAGE-L | 45x40x33/40 | 1205 | 1275 | 1345 | 1420 | 1490 | 1560 | 955 | 985 | 1015 |
| 189 ARMLESS CHAIR BUMPER STORAGE-R | 45x40x33/40 | 1205 | 1275 | 1345 | 1420 | 1490 | 1560 | 955 | 985 | 1015 |
| 190 SMALL WEDGE STORAGE | 10/20x35x22 | 540 | 565 | 590 | 615 | 645 | 670 | 410 | 420 | 430 |
| 221 ARMLESS DBL CHAIR BUMPER STORAGE-L | 52x40x33/40 | 1280 | 1350 | 1425 | 1495 | 1565 | 1635 | 1025 | 1075 | 1125 |
| 222 ARMLESS DBL CHAIR BUMPER STORAGE-R | 52x40x33/40 | 1280 | 1350 | 1425 | 1495 | 1565 | 1635 | 1025 | 1075 | 1125 |
| 223 APT SOFA NO ARM BUMPER STORAGE-L | 82x40x33/40 | 1995 | 2100 | 2210 | 2315 | 2425 | 2530 | 1565 | 1640 | 1720 |
| 224 APT SOFA NO ARM BUMPER STORAGE-R | 82x40x33/40 | 1995 | 2100 | 2210 | 2315 | 2425 | 2530 | 1565 | 1640 | 1720 |
| 230 DBLE LOUNGE CHAIR RECLINING BACK L-ARM | 42x62x33/40 | 1575 | 1650 | 1730 | 1805 | 1880 | 1960 | 1235 | 1305 | 1375 |
| 231 DBLE LOUNGE CHAIR RECLINING BACK R-ARM | 42x62x33/40 | 1575 | 1650 | 1730 | 1805 | 1880 | 1960 | 1235 | 1305 | 1375 |
| 232 LOUNGE CHAIR RECLINING BACK LEFT ARM | 35x62x33/40 | 1460 | 1530 | 1600 | 1675 | 1745 | 1815 | 1160 | 1205 | 1250 |
| 233 LOUNGE CHAIR RECLINING BACK RIGHT ARM | 35x62x33/40 | 1460 | 1530 | 1600 | 1675 | 1745 | 1815 | 1160 | 1205 | 1250 |
| 234 SECTIONAL APT SOFA BUMPER LEFT | 96x40/44x33/40 | 2310 | 2440 | 2565 | 2695 | 2820 | 2950 | 1685 | 1765 | 1845 |

AMSTERDAM

FEATURES:

- *Wall hugger power recliners with full footrest (manual n/a).
- Manual adjustable headrest on all items (2 on square corner & stationary on wedge).
- Seat cushions with shaped foam + 1" layer of memory foam on top.
- Stitching: Small thread in fabric & large flat thread in leather.
- Lounge chair reclining back items with "Push Back" mechanism; wall clearance 10".
- *Excludes 043 & 163 chairs: Wall clearance 16"

Note: 2 recliner seats separated by a corner can not be opened at the same time. No recliner seats beside #155 Small Square Corner.

OPTIONS

- Battery Pack: add \$125 ea.
- Motorized headrest: add \$125 ea. (Motorized headrest N/A on stationary & lounge chair items).
- Choice of Large or Small 6" Arm: Legs on LARGE arm: LG187 wood or LG189 metal (Black or Chrome). SMALL Arm: LG195 wood or LG196 metal (Black or Chrome). Specify colour.
- Seat Depth: 20" or *22". *22" seat depth N/A on chairs 043 & 163.
- 043 & 163 Chairs: with wood base add \$165 (specify colour).

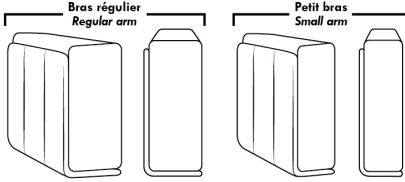
ACCESSORIES (n/a on small 6" arm)

- Grommet \$35 ea | Swivel tray & Wine Glass holder \$20 ea / Tablet holder \$40 & LED Lamp \$50.
- Metal Cup Holder: \$25 ea. (1 per arm/160/190 & 2 side by side on 159). Specify colour: Stainless, Black or Gold.
- *STORAGE items 159-160-190 with 2 USB/Electric outlets. *Must be used between 2 seats. Pieces are plain (without arm detail) & are not finished on the sides.

| Description | L x D x H | Leather | | | | | | Fabric | | |
|-------------------------------------|----------------|------------|-------------------------------|---|---|----------------------------------|--------------|--------|----------|------|
| | | 10 Pony | 20 Hugo Madras Softy | 30 Empire Fantasy Illusion Tucson Utah Vintage Yukon | 40 Diamond Elegance Princess Santiago Sensation Sunset Trina Victoria | 50 Bull Cassiope Dublin | 60 Caress | A | B COM | C |
| 235 SECTIONAL APT SOFA BUMPER RIGHT | 96x40/44x33/40 | 2310 | 2440 | 2565 | 2695 | 2820 | 2950 | 1685 | 1765 | 1845 |
| CONFIGURATIONS | | | | | | | | | | |
| A CONFIG (169-170) | 84X40X40 | 2960 | 3090 | 3220 | 3360 | 3490 | 3620 | 2430 | 2560 | 2690 |
| B CONFIG (169-171-174) | 115X62X40 | 4080 | 4270 | 4460 | 4660 | 4850 | 5040 | 3300 | 3485 | 3665 |
| C CONFIG (096-055-171-170) | 116X116X40 | 6010 | 6300 | 6590 | 6895 | 7185 | 7475 | 4775 | 5010 | 5240 |
| D CONFIG (169-171-235) | 116X96X40 | 4955 | 5195 | 5430 | 5675 | 5910 | 6150 | 3855 | 4050 | 4245 |
| J CONFIG (041-042) | 70X40X40 | 2810 | 2920 | 3030 | 3140 | 3250 | 3370 | 2330 | 2400 | 2470 |
| K CONFIG (041-071-005) | 94X62X40 | 3815 | 3970 | 4135 | 4290 | 4445 | 4605 | 3120 | 3245 | 3370 |
| L CONFIG (012-055-071-042) | 102X102X40 | 5670 | 5935 | 6205 | 6480 | 6745 | 7015 | 4555 | 4740 | 4915 |
| M CONFIG (041-071-024) | 103X89X40 | 4725 | 4960 | 5205 | 5440 | 5680 | 5920 | 3685 | 3850 | 4010 |

AMSTERDAM

OPTIMA



Spécifications | Specifications

Appui-tête levé / Headrest up
 Appui-tête baissé / Headrest down
 Complètement incliné / Fully reclined

(A) Hauteur complète 40" / Total Height
 (B) Hauteur appui-tête baissé 33" / Height headrest down
 (C) Hauteur du bras 24" / Arm Height
 (D) Hauteur du siège 19,5" / Seat height
 (E) Profondeur inclinée 65" / Depth fully reclined
 (F) Profondeur d'assise 20" ou/ou 22" / Seat depth
 (G) Profondeur appui-tête monté 36" / Depth with headrest up

Siège 30" de large | 30" Seat Width

Siège 23" de large | 23" Seat Width

Autres | Others

Fauteuil berçant, pivotant et inclinable / **Swivel, rocking motion chair**
 N'est pas un mécanisme protège-mur / Not a wall hugger mechanism
 Dégagement mural: 16" / Wall clearance: 16"

30" Populaires | Popular CONFIGURATIONS 23"

Nos produits sont fabriqués à la main et des variations mineures peuvent survenir. / Our product is hand-made and minor variations can occur.

CDN Price List

ARMANI

LEGS: Specify wood leg colour LG35; ottoman LG68.

COMBO: Cover #2 on back and seat.

OPTIONS: LEATHER option: Specify front seat and arms if leather "Weave".

Sofa bed MATTRESS: Regular 4.5" mattress included. OPTIONAL 5" mattress:

-with coils and memory foam with gel: add \$100 or

-with high density foam and memory foam with gel: add \$150.

*REMARK: In leather, armless end pieces are not fully upholstered.

| Description | L x D x H | Leather | | | | | | Fabric | | |
|-----------------------------------|--------------|------------|-------------------------------|--|---|----------------------------------|--------------|--------|----------|------|
| | | 10 Pony | 20 Hugo Madras Softy | 30 Empire Fantasy Illusion Tucson Utah Vintage Yukon | 40 Diamond Elegance Princess Santiago Sensation Sunset Trina Victoria | 50 Bull Cassiope Dublin | 60 Caress | A | B COM | C |
| 001 CHAIR | 39 X 37 X 35 | 1020 | 1100 | 1185 | 1245 | 1325 | 1395 | 720 | 765 | 810 |
| 002 LOVESEAT | 63X37X35 | 1490 | 1580 | 1695 | 1780 | 1885 | 1985 | 965 | 1010 | 1065 |
| 003 SOFA | 86X37X35 | 1840 | 1975 | 2110 | 2240 | 2375 | 2505 | 1200 | 1270 | 1340 |
| 005 LOUNGE CHAIR RIGHT ARM | 32X66X35 | 1155 | 1225 | 1305 | 1375 | 1445 | 1520 | 850 | 905 | 955 |
| 006 OTTOMAN | 25.5X25.5X18 | 515 | 535 | 565 | 585 | 615 | 645 | 410 | 420 | 435 |
| 009 ARMLESS LOVESEAT | 46X37X35 | 1080 | 1190 | 1295 | 1405 | 1510 | 1610 | 725 | 775 | 830 |
| 011 LOUNGE CHAIR LEFT ARM | 32X66X35 | 1155 | 1225 | 1305 | 1375 | 1445 | 1520 | 850 | 905 | 955 |
| 012 LOVESEAT LEFT ARM | 55X37X35 | 1275 | 1380 | 1495 | 1600 | 1710 | 1815 | 850 | 910 | 965 |
| 015 SWIVEL CHAIR | 39X37X36 | 1105 | 1190 | 1270 | 1345 | 1430 | 1510 | 810 | 850 | 905 |
| 018 ANGULAR LOVESEAT LEFT ARM | 64X55X35 | 1315 | 1410 | 1515 | 1610 | 1715 | 1815 | 910 | 970 | 1020 |
| 023 ANGULAR LOVESEAT RIGHT ARM | 64X55X35 | 1315 | 1410 | 1515 | 1610 | 1715 | 1815 | 910 | 970 | 1020 |
| 040 ARMLESS SOFA | 69X37X35 | 1430 | 1560 | 1700 | 1830 | 1965 | 2095 | 965 | 1020 | 1095 |
| 045 ARMLESS LOVESEAT BUMPER RIGHT | 67X37X35 | 1345 | 1455 | 1565 | 1670 | 1770 | 1880 | 950 | 1000 | 1060 |
| 046 ARMLESS ANGULAR LOVESEAT | 58X49X35 | 1230 | 1335 | 1445 | 1555 | 1650 | 1760 | 865 | 920 | 975 |
| 050 WEDGE | 48X48X35 | 945 | 1010 | 1100 | 1185 | 1250 | 1335 | 695 | 740 | 780 |
| 051 ARMLESS CHAIR | 23X37X35 | 640 | 720 | 800 | 875 | 965 | 1030 | 530 | 570 | 615 |
| 052 SOFA LEFT ARM | 78X37X35 | 1630 | 1765 | 1900 | 2035 | 2175 | 2305 | 1095 | 1165 | 1235 |
| 053 SOFA RIGHT ARM | 78X37X35 | 1630 | 1765 | 1900 | 2035 | 2175 | 2305 | 1095 | 1165 | 1235 |
| 055 SQUARE CORNER | 37X37X35 | 905 | 980 | 1065 | 1140 | 1225 | 1305 | 655 | 700 | 745 |
| 056 CHAIR RIGHT ARM | 32X37X35 | 830 | 905 | 980 | 1055 | 1120 | 1200 | 605 | 660 | 710 |
| 057 CHAIR LEFT ARM | 32X37X35 | 830 | 905 | 980 | 1055 | 1120 | 1200 | 605 | 660 | 710 |
| 060 QUEEN SOFA BED | 86X37X35 | 2120 | 2255 | 2390 | 2525 | 2645 | 2780 | 1555 | 1620 | 1700 |
| 061 LOVESEAT RIGHT ARM | 55X37X35 | 1275 | 1380 | 1495 | 1600 | 1710 | 1815 | 850 | 910 | 965 |
| 072 SECTIONAL SOFA LEFT ARM | 90X37X35 | 1880 | 2010 | 2150 | 2285 | 2405 | 2545 | 1265 | 1335 | 1410 |

CDN Price List

ARMANI

LEGS: Specify wood leg colour LG35; ottoman LG68.

COMBO: Cover #2 on back and seat.

OPTIONS: LEATHER option: Specify front seat and arms if leather "Weave".

Sofa bed MATTRESS: Regular 4.5" mattress included. OPTIONAL 5" mattress:

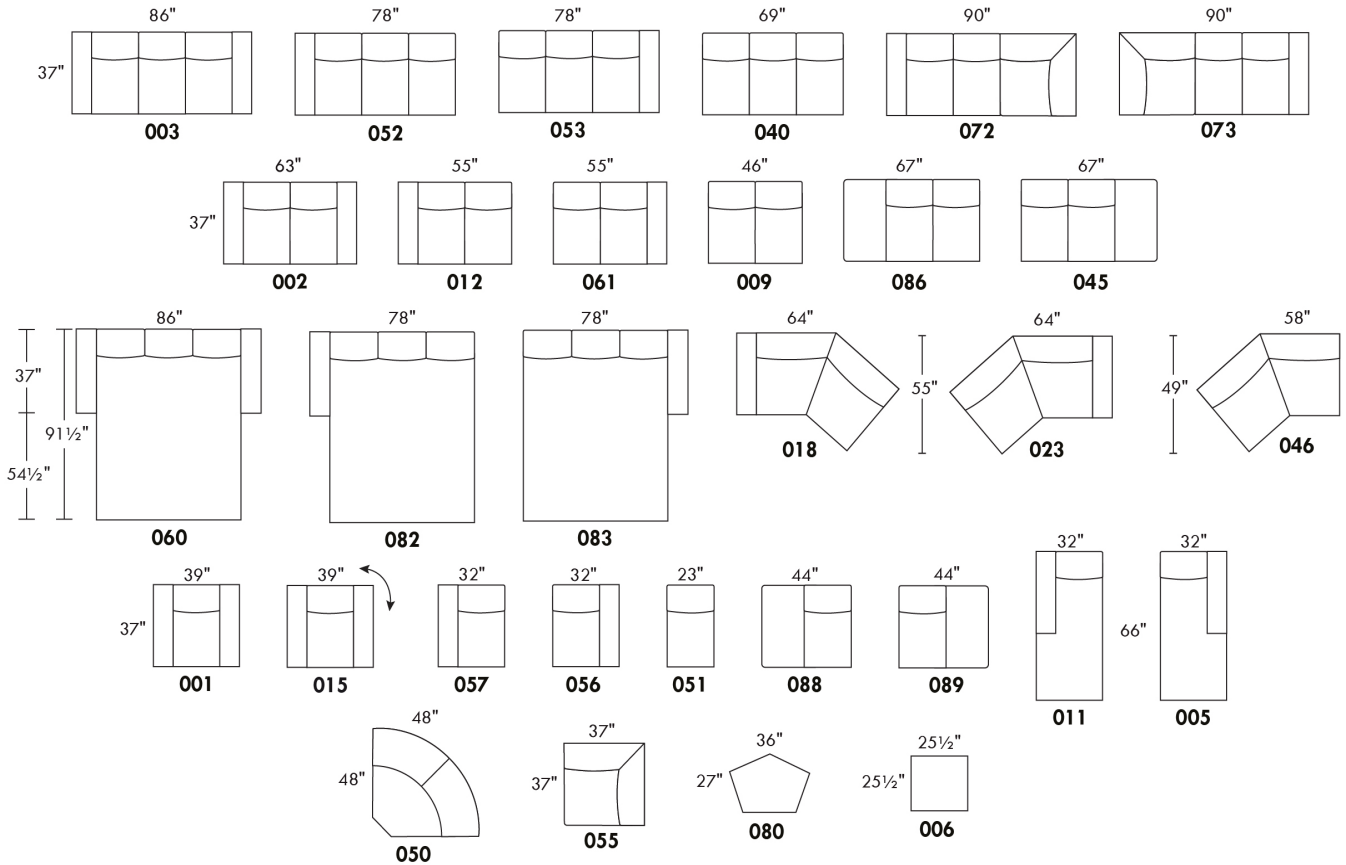
-with coils and memory foam with gel: add \$100 or

-with high density foam and memory foam with gel: add \$150.

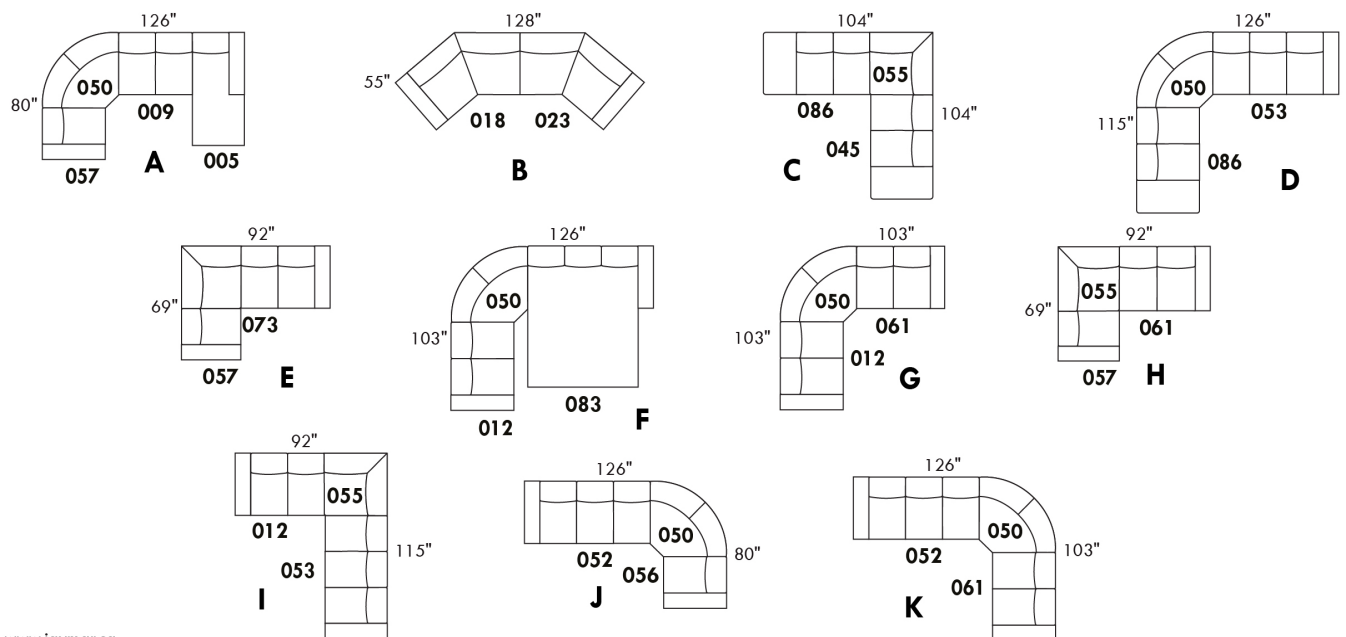
*REMARK: In leather, armless end pieces are not fully upholstered.

| Description | L x D x H | Leather | | | | | | Fabric | | |
|----------------------------------|------------|------------|-------------------------------|--|---|----------------------------------|--------------|--------|----------|------|
| | | 10 Pony | 20 Hugo Madras Softy | 30 Empire Fantasy Illusion Tucson Utah Vintage Yukon | 40 Diamond Elegance Princess Santiago Sensation Sunset Trina Victoria | 50 Bull Cassiope Dublin | 60 Caress | A | B COM | C |
| 073 SECTIONAL SOFA RIGHT ARM | 90X37X35 | 1880 | 2010 | 2150 | 2285 | 2405 | 2545 | 1265 | 1335 | 1410 |
| 080 ANGULAR OTTOMAN | 36X27X18 | 575 | 605 | 640 | 665 | 695 | 720 | 475 | 500 | 515 |
| 082 QUEEN SOFA BED LEFT ARM | 78X37X35 | 1905 | 2045 | 2185 | 2315 | 2445 | 2580 | 1440 | 1510 | 1570 |
| 083 QUEEN SOFA BED RIGHT ARM | 78X37X35 | 1905 | 2045 | 2185 | 2315 | 2445 | 2580 | 1440 | 1510 | 1570 |
| 086 ARMLESS LOVESEAT BUMPER LEFT | 67X37X35 | 1345 | 1455 | 1565 | 1670 | 1770 | 1880 | 950 | 1000 | 1060 |
| 088 ARMLESS CHAIR BUMPER LEFT | 44X37X35 | 905 | 980 | 1065 | 1140 | 1225 | 1305 | 745 | 785 | 835 |
| 089 ARMLESS CHAIR BUMPER RIGHT | 44X37X35 | 905 | 980 | 1065 | 1140 | 1225 | 1305 | 745 | 785 | 835 |
| CONFIGURATIONS | | | | | | | | | | |
| A CONF. A (057-050-009-005) | 126X80X35 | 4010 | 4330 | 4680 | 5020 | 5325 | 5665 | 2875 | 3080 | 3275 |
| B CONF. B (018-023) | 128X55X35 | 2630 | 2820 | 3030 | 3220 | 3430 | 3630 | 1820 | 1940 | 2040 |
| C CONF. C (086-055-045) | 104X104X35 | 3595 | 3890 | 4195 | 4480 | 4765 | 5065 | 2555 | 2700 | 2865 |
| D CONF. D (086-050-053) | 126X115X35 | 3920 | 4230 | 4565 | 4890 | 5195 | 5520 | 2740 | 2905 | 3075 |
| E CONF. E (057-073) | 92X69X35 | 2710 | 2915 | 3130 | 3340 | 3525 | 3745 | 1870 | 1995 | 2120 |
| F CONF. F (012-050-083) | 126X103X35 | 4125 | 4435 | 4780 | 5100 | 5405 | 5730 | 2985 | 3160 | 3315 |
| G CONF. G (012-050-061) | 103X103X35 | 3495 | 3770 | 4090 | 4385 | 4670 | 4965 | 2395 | 2560 | 2710 |
| H CONF. H (057-055-061) | 92X69X35 | 3010 | 3265 | 3540 | 3795 | 4055 | 4320 | 2110 | 2270 | 2420 |
| I CONF. I (012-055-053) | 92X115X35 | 3810 | 4125 | 4460 | 4775 | 5110 | 5425 | 2600 | 2775 | 2945 |
| J CONF. J (052-050-056) | 126X80X35 | 3405 | 3680 | 3980 | 4275 | 4545 | 4840 | 2395 | 2565 | 2725 |
| K CONF. K (052-050-061) | 126X103X35 | 3850 | 4155 | 4495 | 4820 | 5135 | 5455 | 2640 | 2815 | 2980 |

Hauteur complète 35" | Hauteur de siège 19" | Hauteur devant bras 24" | Profondeur d'assise 21"
 Total Height 35" | Seat Height 19" | Arm Height 24" | Seat Depth 21"



CONFIGURATIONS



www.jaymar.ca

Toutes les dimensions indiquées sont au pouce près. Nos produits sont fabriqués à la main et des variations mineures peuvent survenir.
 All dimensions indicated are to the nearest inch. Our product is hand-made and minor variations can occur.

CDN Price List

BARCELONA

Specify colour of legs LG103.

*REMARK: Armless end pieces are not fully upholstered.

| Description | L x D x H | Leather | | | | | | Fabric | | |
|-------------------------------------|-----------|------------|-------------------------------|--|---|----------------------------------|--------------|--------|----------|------|
| | | 10 Pony | 20 Hugo Madras Softy | 30 Empire Fantasy Illusion Tucson Utah Vintage Yukon | 40 Diamond Elegance Princess Santiago Sensation Sunset Trina Victoria | 50 Bull Cassiope Dublin | 60 Caress | A | B COM | C |
| 002 LOVESEAT | 72X41X35 | 1710 | 1815 | 1930 | 2025 | 2130 | 2230 | 1130 | 1225 | 1305 |
| 005 LOUNGE CHAIR RIGHT ARM | 36X67X35 | 1115 | 1195 | 1290 | 1370 | 1455 | 1540 | 970 | 1040 | 1110 |
| 009 ARMLESS LOVESEAT | 52X41X35 | 1160 | 1270 | 1380 | 1495 | 1605 | 1715 | 980 | 1060 | 1160 |
| 011 LOUNGE CHAIR LEFT ARM | 36X67X35 | 1115 | 1195 | 1290 | 1370 | 1455 | 1540 | 970 | 1040 | 1110 |
| 012 LOVESEAT LEFT ARM | 62X41X35 | 1430 | 1545 | 1665 | 1765 | 1880 | 1990 | 1050 | 1140 | 1225 |
| 024 SECTIONAL LOVESEAT BUMPER RIGHT | 86X41X35 | 1760 | 1875 | 1990 | 2100 | 2210 | 2325 | 1285 | 1370 | 1465 |
| 040 ARMLESS SOFA | 78X41X35 | 1625 | 1765 | 1920 | 2050 | 2195 | 2330 | 1350 | 1445 | 1545 |
| 048 SECTIONAL LOVESEAT BUMPER LEFT | 86X41X35 | 1760 | 1875 | 1990 | 2100 | 2210 | 2325 | 1285 | 1370 | 1465 |
| 051 ARMLESS CHAIR | 26X41X35 | 700 | 775 | 845 | 930 | 1010 | 1080 | 655 | 715 | 785 |
| 052 SOFA LEFT ARM | 88X41X35 | 1835 | 1975 | 2120 | 2260 | 2395 | 2535 | 1420 | 1520 | 1620 |
| 053 SOFA RIGHT ARM | 88X41X35 | 1835 | 1975 | 2120 | 2260 | 2395 | 2535 | 1420 | 1520 | 1620 |
| 055 SQUARE CORNER | 39X39X35 | 915 | 985 | 1060 | 1150 | 1225 | 1295 | 885 | 950 | 1010 |
| 056 CHAIR RIGHT ARM | 36X41X35 | 955 | 1030 | 1120 | 1210 | 1290 | 1370 | 725 | 795 | 845 |
| 057 CHAIR LEFT ARM | 36X41X35 | 955 | 1030 | 1120 | 1210 | 1290 | 1370 | 725 | 795 | 845 |
| 061 LOVESEAT RIGHT ARM | 62X41X35 | 1430 | 1545 | 1665 | 1765 | 1880 | 1990 | 1050 | 1140 | 1225 |
| 095 APARTMENT SOFA | 89X41X35 | 2045 | 2185 | 2330 | 2470 | 2605 | 2745 | 1465 | 1565 | 1675 |
| 096 APARTMENT SOFA LEFT ARM | 79X41X35 | 1785 | 1930 | 2070 | 2205 | 2340 | 2485 | 1380 | 1485 | 1575 |
| 097 APARTMENT SOFA RIGHT ARM | 79X41X35 | 1785 | 1930 | 2070 | 2205 | 2340 | 2485 | 1380 | 1485 | 1575 |
| CONFIGURATIONS | | | | | | | | | | |
| A CONF. A (12-24) | 103X86X35 | 3190 | 3420 | 3655 | 3865 | 4090 | 4315 | 2335 | 2510 | 2690 |
| B CONF. B (48-61) | 86X103X35 | 3190 | 3420 | 3655 | 3865 | 4090 | 4315 | 2335 | 2510 | 2690 |
| C CONF. C (12-05) | 98X67X35 | 2545 | 2740 | 2955 | 3135 | 3335 | 3530 | 2020 | 2180 | 2335 |
| D CONF. D (11-61) | 67X98X35 | 2545 | 2740 | 2955 | 3135 | 3335 | 3530 | 2020 | 2180 | 2335 |
| E CONF. E (52-24) | 129X86X35 | 3595 | 3850 | 4110 | 4360 | 4605 | 4860 | 2705 | 2890 | 3085 |
| F CONF. F(48-53) | 86X129X35 | 3595 | 3850 | 4110 | 4360 | 4605 | 4860 | 2705 | 2890 | 3085 |
| G CONF. G (52-05) | 124X67X35 | 2950 | 3170 | 3410 | 3630 | 3850 | 4075 | 2390 | 2560 | 2730 |
| H CONF. H (11-53) | 67X124X35 | 2950 | 3170 | 3410 | 3630 | 3850 | 4075 | 2390 | 2560 | 2730 |
| I CONF. I (11-09-05) | 67X124X35 | 3390 | 3660 | 3960 | 4235 | 4515 | 4795 | 2920 | 3140 | 3380 |
| J CONF. J (48-09-24) | 86X134X35 | 4680 | 5020 | 5360 | 5695 | 6025 | 6365 | 3550 | 3800 | 4090 |

CDN Price List

BARCELONA

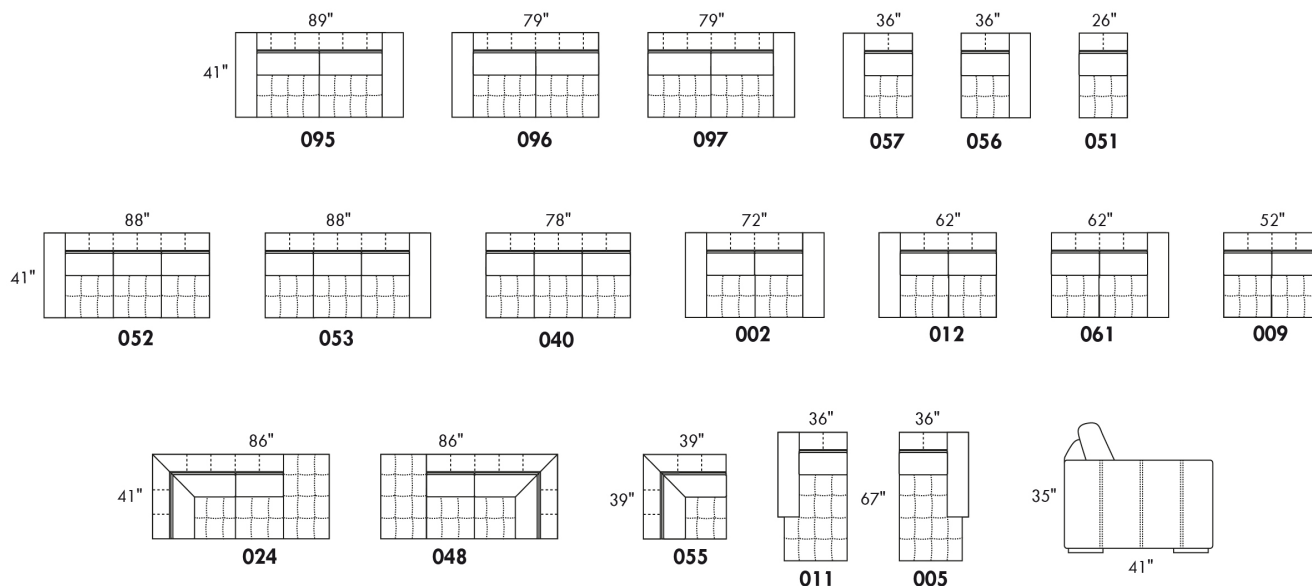
| Description | L x D x H | Leather | | | | | | Fabric | | |
|----------------------|-----------|------------|-------------------------------|--|---|----------------------------------|--------------|--------|----------|------|
| | | 10 Pony | 20 Hugo Madras Softy | 30 Empire Fantasy Illusion Tucson Utah Vintage Yukon | 40 Diamond Elegance Princess Santiago Sensation Sunset Trina Victoria | 50 Bull Cassiope Dublin | 60 Caress | A | B COM | C |
| K CONF. K (11-09-24) | 129X86X35 | 4035 | 4340 | 4660 | 4965 | 5270 | 5580 | 3235 | 3470 | 3735 |
| L CONF. L (48-09-05) | 129X86X35 | 4035 | 4340 | 4660 | 4965 | 5270 | 5580 | 3235 | 3470 | 3735 |

BARCELONA

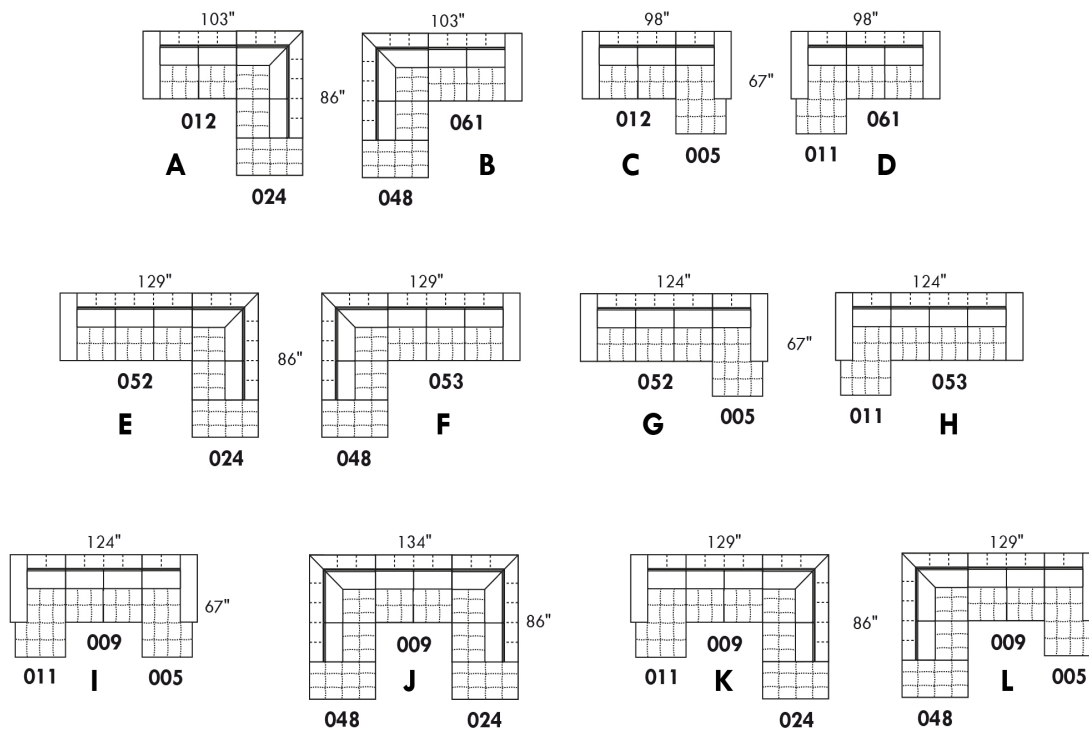


www.jaymar.ca

Toutes les dimensions indiquées sont au pouce près. Nos produits sont fabriqués à la main et des variations mineures peuvent survenir.
All dimensions indicated are to the nearest inch. Our product is hand-made and minor variations can occur.



CONFIGURATIONS



BARON

FEATURES: Pocket coil in seat cushions. OPTION: Upholstered seat cushions with shaped foam and 1" layer of memory foam at no additional charge.

LEGS: LG103 wood; Ottoman: LG68 wood. Specify colour of legs.

COMBO: Cover #2 on seats and backs.

In FABRIC, stitching will be with a thinner thread.

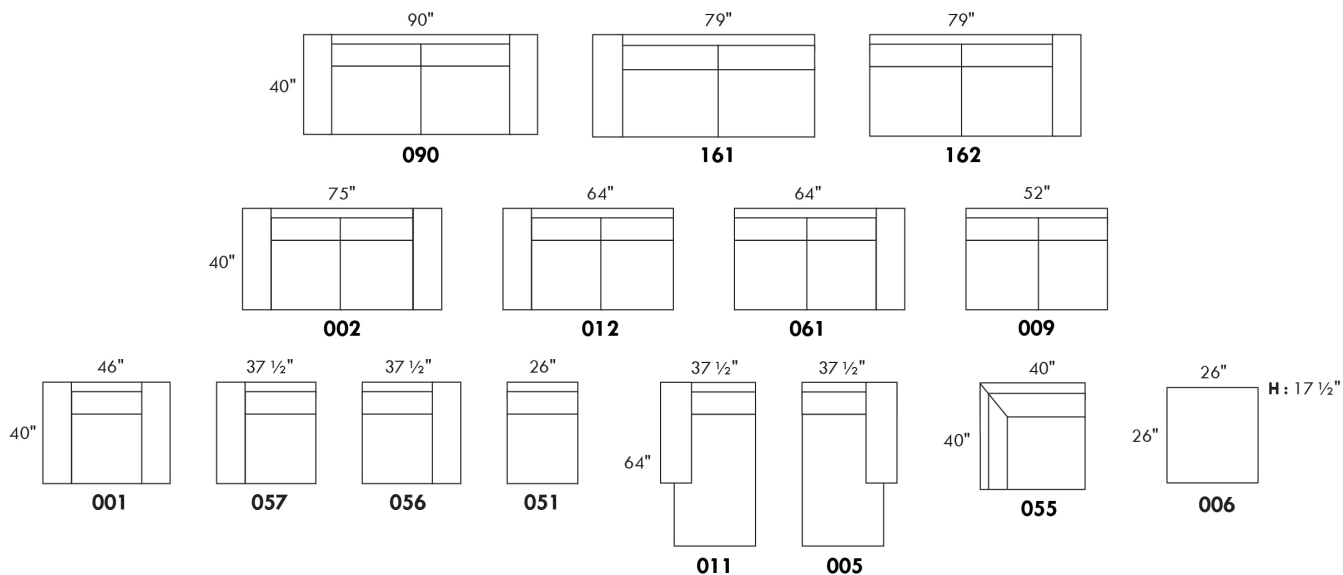
IN LEATHER available with CONTRASTING THREAD: Upcharge of \$50/piece. Specify thread number: 005-Black , 087-Beige, 103- Brown, 111-White.

| Description | L x D x H | Leather | | | | | | Fabric | | |
|------------------------------------|-------------|------------|-------------------------------|--|---|----------------------------------|--------------|--------|----------|------|
| | | 10 Pony | 20 Hugo Madras Softy | 30 Empire Fantasy Illusion Tucson Utah Vintage Yukon | 40 Diamond Elegance Princess Santiago Sensation Sunset Trina Victoria | 50 Bull Cassiope Dublin | 60 Caress | A | B COM | C |
| 001 CHAIR | 46X40X31 | 1200 | 1270 | 1345 | 1420 | 1495 | 1565 | 850 | 910 | 965 |
| 002 LOVESEAT | 75X40X31 | 1770 | 1880 | 1990 | 2100 | 2205 | 2310 | 1230 | 1305 | 1375 |
| 005 LOUNGE CHAIR RIGHT ARM | 37.5X64X31 | 1170 | 1245 | 1335 | 1415 | 1495 | 1570 | 830 | 895 | 965 |
| 006 OTTOMAN | 26X26X17.5 | 500 | 525 | 550 | 575 | 605 | 630 | 400 | 410 | 420 |
| 009 ARMLESS LOVESEAT | 52X40X31 | 1405 | 1515 | 1625 | 1745 | 1850 | 1970 | 1090 | 1160 | 1230 |
| 011 LOUNGE CHAIR LEFT ARM | 37.5X64X31 | 1170 | 1245 | 1335 | 1415 | 1495 | 1570 | 830 | 895 | 965 |
| 012 LOVESEAT LEFT ARM | 64X40X31 | 1580 | 1700 | 1820 | 1935 | 2035 | 2150 | 1160 | 1225 | 1290 |
| 051 ARMLESS CHAIR | 26X40X31 | 835 | 910 | 985 | 1060 | 1130 | 1205 | 710 | 765 | 815 |
| 055 SQUARE CORNER | 40X40X31 | 1285 | 1355 | 1445 | 1530 | 1605 | 1690 | 985 | 1030 | 1095 |
| 056 CHAIR RIGHT ARM | 37.5X40X31 | 1010 | 1090 | 1165 | 1235 | 1315 | 1380 | 770 | 830 | 885 |
| 057 CHAIR LEFT ARM | 37.5X40X31 | 1010 | 1090 | 1165 | 1235 | 1315 | 1380 | 770 | 830 | 885 |
| 061 LOVESEAT RIGHT ARM | 64X40X31 | 1580 | 1700 | 1820 | 1935 | 2035 | 2150 | 1160 | 1225 | 1290 |
| 090 SOFA 2 SEATS 2 BACKS | 90X40X31 | 1960 | 2085 | 2210 | 2335 | 2460 | 2590 | 1335 | 1415 | 1495 |
| 161 SOFA 2 SEATS 2 BACKS LEFT ARM | 79X40X31 | 1760 | 1885 | 2015 | 2145 | 2270 | 2390 | 1265 | 1345 | 1435 |
| 162 SOFA 2 SEATS 2 BACKS RIGHT ARM | 79X40X31 | 1760 | 1885 | 2015 | 2145 | 2270 | 2390 | 1265 | 1345 | 1435 |
| CONFIGURATIONS | | | | | | | | | | |
| A CONF. A (11-61) | 64X101.5X40 | 2750 | 2945 | 3155 | 3350 | 3530 | 3720 | 1990 | 2120 | 2255 |
| B CONF. B (12-05) | 101.5X64X40 | 2750 | 2945 | 3155 | 3350 | 3530 | 3720 | 1990 | 2120 | 2255 |
| C CONF. C (12-55-162) | 104X119X40 | 4625 | 4940 | 5280 | 5610 | 5910 | 6230 | 3410 | 3600 | 3820 |
| D CONF. D (57-05) | 75X64X40 | 2180 | 2335 | 2500 | 2650 | 2810 | 2950 | 1600 | 1725 | 1850 |
| E CONF. E (11-162) | 64X116.5X40 | 2930 | 3130 | 3350 | 3560 | 3765 | 3960 | 2095 | 2240 | 2400 |
| F CONF. F (161-55-56) | 119X77.5X40 | 4055 | 4330 | 4625 | 4910 | 5190 | 5460 | 3020 | 3205 | 3415 |
| G CONF. G (12-51-55-61) | 130X104X40 | 5280 | 5665 | 6070 | 6460 | 6805 | 7195 | 4015 | 4245 | 4490 |
| H CONF. H (12-55-09-55-61) | 132X104X40 | 7135 | 7625 | 8155 | 8675 | 9130 | 9650 | 5380 | 5670 | 6000 |

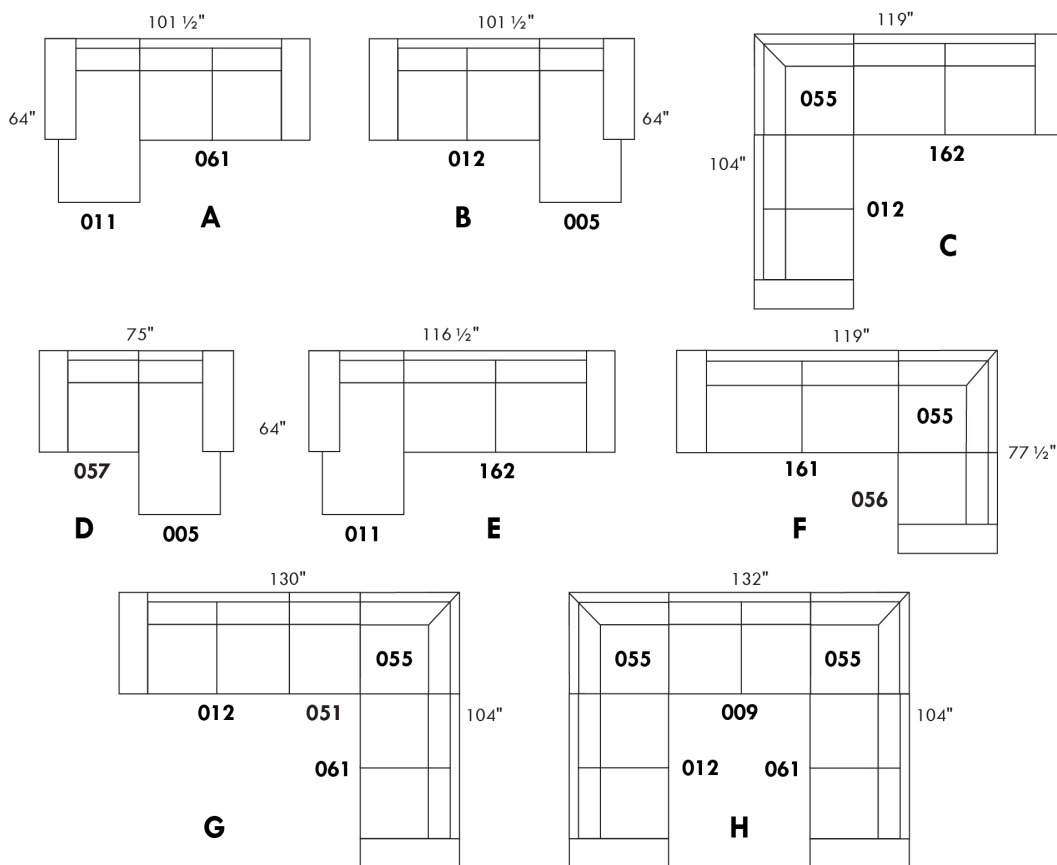
BARON



Hauteur complète 31" | Hauteur de siège 17½" | Profondeur d'assise 22"
 Total Height 31" | Seat Height 17½" | Seat Depth 22"



CONFIGURATIONS



www.jaymar.ca

Toutes les dimensions indiquées sont au pouce près. Nos produits sont fabriqués à la main et des variations mineures peuvent survenir.
 All dimensions indicated are to the nearest inch. Our product is hand-made and minor variations can occur.

BAZAAR

FEATURES:

- The fashion collection offers unparalleled comfort. Each module is filled with a 100% Canadian feather mix.
- The envelopes are compartmentalized in 100% cotton casings to equally maintain the feathers in the cushions while minimizing feather leaks.
- All furniture pieces are finished on the sides and can be arranged as a sectional or as standalone pieces.
- Each item has a discreet fastening system that can be turned under the furniture.

Items #256 Large Square Ottoman & #257 Upholstered Square Table can be use as a square corner.

BACK CUSHIONS

The back cushions (large & small) are included in the identified items. (See sketch).

You must choose the style of back cushions either: FASHION I (full width) or FASHION II (square cushion).

Note: You may not combine a Fashion I and II style cushion within the same item.

Ex: You can take a Fashion I cushion for a chair 001 & a Fashion II cushion for a square corner 055.

Specify on your ORDER:

For each item, specify style (I or II) for the cushions.

You must also specify the cover of the base as well as the cushions.

Ex.: Item 095 base: Cover #1. Cushions Fashion II 833: cover #2 & 834: #3.

Leg: LG201 metal (chrome or black); specify colour.

Upholstered Tables items 077, 257 & 258: Specify color of wood table top.

EXTRA Back Cushions: Specify code, cover, color and quantity.

| Description | L x D x H | Leather | | | | | | Fabric | | |
|--------------------------------------|-------------|------------|-------------------------------|--|---|----------------------------------|--------------|--------|----------|------|
| | | 10 Pony | 20 Hugo Madras Softy | 30 Empire Fantasy Illusion Tucson Utah Vintage Yukon | 40 Diamond Elegance Princess Santiago Sensation Sunset Trina Victoria | 50 Bull Cassiope Dublin | 60 Caress | A | B COM | C |
| 006 OTTOMAN | 36x30x18 | | | | | | | 480 | 500 | 520 |
| 017 DOUBLE CHAIR | 57x44x30/35 | | | | | | | 990 | 1030 | 1070 |
| 021 APARTMENT SOFA NO ARM | 71x44x30/35 | | | | | | | 1295 | 1355 | 1420 |
| 055 SQUARE CORNER | 52x52x30/35 | | | | | | | 1140 | 1180 | 1215 |
| 077 UPHOLSTERED TABLE | 36x44x16 | | | | | | | 665 | 690 | 715 |
| 095 APARTMENT SOFA | 93x44x30/35 | | | | | | | 1450 | 1520 | 1590 |
| 096 APARTMENT SOFA LEFT ARM | 82x44x30/35 | | | | | | | 1370 | 1440 | 1505 |
| 097 APARTMENT SOFA RIGHT ARM | 82x44x30/35 | | | | | | | 1370 | 1440 | 1505 |
| 115 LARGE OTTOMAN | 36x44x18 | | | | | | | 580 | 605 | 630 |
| 173 DOUBLE LOUNGE CHAIR LEFT ARM | 41x78x30/35 | | | | | | | 1225 | 1265 | 1305 |
| 174 DOUBLE LOUNGE CHAIR RIGHT ARM | 41x78x30/35 | | | | | | | 1225 | 1265 | 1305 |
| 175 DOUBLE CHAIR LEFT ARM | 46x44x30/35 | | | | | | | 915 | 950 | 985 |
| 176 DOUBLE CHAIR RIGHT ARM | 46x44x30/35 | | | | | | | 915 | 950 | 985 |
| 177 ARMLESS DOUBLE CHAIR | 36x44x30/35 | | | | | | | 835 | 865 | 900 |
| 178 ARMLESS DOUBLE CHAIR BUMPER LEFT | 60x44x30/35 | | | | | | | 1090 | 1125 | 1165 |

BAZAAR

FEATURES:

- The fashion collection offers unparalleled comfort. Each module is filled with a 100% Canadian feather mix.
- The envelopes are compartmentalized in 100% cotton casings to equally maintain the feathers in the cushions while minimizing feather leaks.
- All furniture pieces are finished on the sides and can be arranged as a sectional or as standalone pieces.
- Each item has a discreet fastening system that can be turned under the furniture.

Items #256 Large Square Ottoman & #257 Upholstered Square Table can be use as a square corner.

BACK CUSHIONS

The back cushions (large & small) are included in the identified items. (See sketch).

You must choose the style of back cushions either: FASHION I (full width) or FASHION II (square cushion).

Note: You may not combine a Fashion I and II style cushion within the same item.

Ex: You can take a Fashion I cushion for a chair 001 & a Fashion II cushion for a square corner 055.

Specify on your ORDER:

For each item, specify style (I or II) for the cushions.

You must also specify the cover of the base as well as the cushions.

Ex.: Item 095 base: Cover #1. Cushions Fashion II 833: cover #2 & 834: #3.

Leg: LG201 metal (chrome or black); specify colour.

Upholstered Tables items 077, 257 & 258: Specify color of wood table top.

EXTRA Back Cushions: Specify code, cover, color and quantity.

| Description | L x D x H | Leather | | | | | | Fabric | | |
|---------------------------------------|---------------|------------|-------------------------------|--|---|----------------------------------|--------------|--------|----------|------|
| | | 10 Pony | 20 Hugo Madras Softy | 30 Empire Fantasy Illusion Tucson Utah Vintage Yukon | 40 Diamond Elegance Princess Santiago Sensation Sunset Trina Victoria | 50 Bull Cassiope Dublin | 60 Caress | A | B COM | C |
| 179 ARMLESS DOUBLE CHAIR BUMPER RIGHT | 60x44x30/35 | | | | | | | 1090 | 1125 | 1165 |
| 256 LARGE SQUARE OTTOMAN | 44x44x18 | | | | | | | 705 | 730 | 755 |
| 257 UPHOLSTERED SQUARE TABLE | 44x44x16 | | | | | | | 855 | 880 | 910 |
| 258 SMALL UPHOLSTERED TABLE | 15x44x16 | | | | | | | 440 | 455 | 470 |
| 831 F I: LARGE BACK CUSHION 34X19 | 34x7x19 | | | | | | | 80 | 80 | 80 |
| 832 F 1: SMALL BACK CUSHION 24X10 | 24x6x10 | | | | | | | 60 | 60 | 60 |
| 833 F II: LARGE BACK CUSHION 26X19 | 26x7x19 | | | | | | | 80 | 80 | 80 |
| 834 F II: SMALL BACK CUSHION 16X16 | 16x6x16 | | | | | | | 60 | 60 | 60 |
| CONFIGURATIONS | | | | | | | | | | |
| A CONFIG (173-097) + (006) | 123X78X30/35 | | | | | | | 3075 | 3205 | 3330 |
| B CONFIG (096-055-176) + (077) | 98X134X30/35 | | | | | | | 4090 | 4260 | 4420 |
| C CONFIG (175-115-055-097) | 134X134X30/35 | | | | | | | 4005 | 4175 | 4335 |
| D CONFIG (173-177-055-097) | 129X134X30/35 | | | | | | | 4570 | 4750 | 4925 |

Choix de style de coussin [Fashion I ou Fashion II] pour chaque sku
 Choice of back cushion style [Fashion I or Fashion II] for each sku

FASHION I

COUSSINS PLEINE LARGEUR
 FULL BACK CUSHIONS

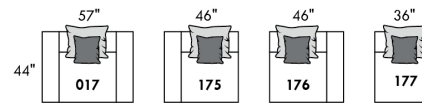
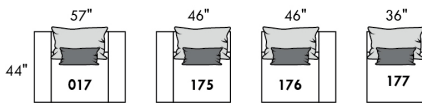
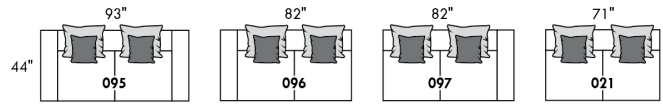
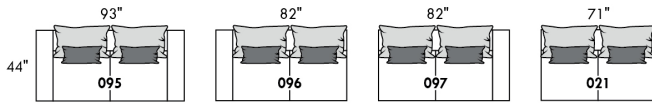
831 34 x 19 x 7
 832 24 x 10 x 6



FASHION II

COUSSINS CARRÉS - DOS APPARENT
 SQUARE CUSHIONS - VISBLE BACK

833 26 x 19 x 7
 834 16 x 16 X 6



Mélanger & agencer!
 Mix & Match!

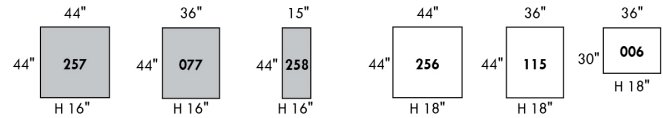
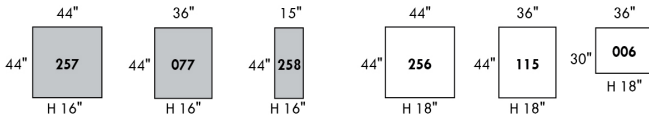
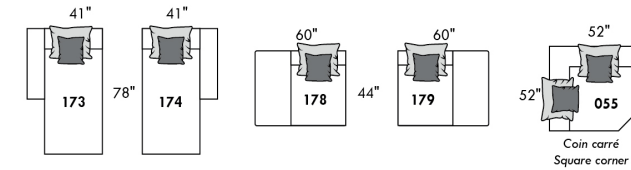
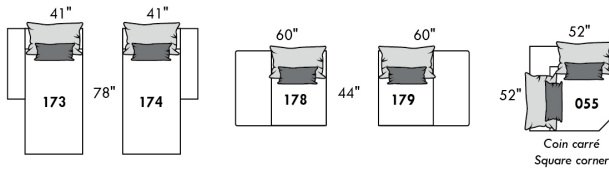
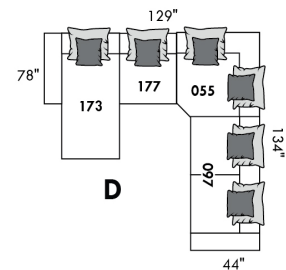
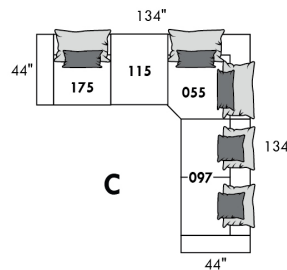
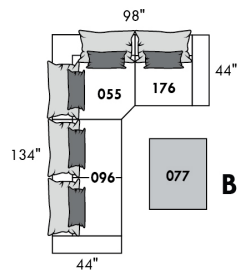
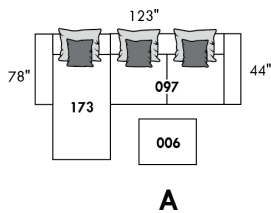


Table rembourrée carrée Upholstered square table | Table rembourrée Upholstered table | Petite table rembourrée Small upholstered table | Grand ottoman carré Large square ottoman | Grand ottoman Large ottoman | Pouf Ottoman

Besoin de coussins supplémentaires? Indiquez le code, le recouvrement et la quantité.
 Need extra cushions? Specify code, cover and quantity.

Populaires | Popular CONFIGURATIONS



www.jaymar.ca
 Toutes les dimensions indiquées sont au pouce près. Nos produits sont fabriqués à la main et des variations mineures peuvent survenir.
 All dimensions indicated are to the nearest inch. Our product is hand-made and minor variations can occur.



BERLIN

FEATURES:

- *Wall hugger power recliners with full footrest (manual n/a).
- Manual adjustable headrest on all items (2 on square corner & stationary on wedge).
- Seat cushions with shaped foam + 1" layer of memory foam on top.
- Stitching: Small thread in fabric & large flat thread in leather.
- Lounge chair reclining back items with "Push Back" mechanism; wall clearance 10".
- *Excludes 043 & 163 chairs: Wall clearance 16"

Note: 2 recliner seats separated by a corner can not be opened at the same time. No recliner seats beside #155 Small Square Corner.

OPTIONS

- Battery Pack: Add \$125/ea.
- Motorized headrest:: Add \$125 ea. (Motorized headrest N/A on stationary & lounge chair items).
- Choice of Large or Small 6" Arm: Legs on LARGE arm: LG187 wood or LG189 metal (Black or Chrome). SMALL Arm: LG195 wood or LG196 metal (Black or Chrome). Specify colour.
- Seat Depth: 20" or *22". *22" seat depth N/A on chairs 043 & 163.
- 043 & 163 Chairs: with wood base add \$165 (specify colour).

ACCESSORIES (n/a on small 6" arm)

- Grommet \$35 ea | Swivel tray & Wine Glass holder \$20 ea / Tablet holder \$40 & LED Lamp \$50.
- Metal Cup Holder: \$25 ea. (1 per arm/160/190 & 2 side by side on 159). Specify colour: Stainless, Black or Gold.
- *STORAGE items 159-160-190 with 2 USB/Electric outlets. *Must be used between 2 seats. Pieces are plain (without arm detail) & are not finished on the sides.

| Description | L x D x H | Leather | | | | | | Fabric | | |
|-------------------------------------|----------------|---------|----------------------|--|---|-------------------------|-----------|--------|-------|------|
| | | 10 Pony | 20 Hugo Madras Softy | 30 Empire Fantasy Illusion Tucson Utah Vintage Yukon | 40 Diamond Elegance Princess Santiago Sensation Sunset Trina Victoria | 50 Bull Cassiope Dublin | 60 Caress | A | B COM | C |
| 001 CHAIR | 45x40x33/40 | 1420 | 1500 | 1580 | 1665 | 1745 | 1825 | 1130 | 1165 | 1195 |
| 002 LOVESEAT | 68x40x33/40 | 2030 | 2125 | 2225 | 2320 | 2415 | 2515 | 1600 | 1665 | 1725 |
| 003 SOFA | 92x40x33/40 | 2450 | 2575 | 2705 | 2830 | 2960 | 3085 | 1935 | 2010 | 2085 |
| 005 LOUNGE CHAIR RIGHT ARM | 35x62x33/40 | 1325 | 1380 | 1440 | 1495 | 1550 | 1605 | 1045 | 1090 | 1135 |
| 009 ARMLESS LOVESEAT | 47x40x33/40 | 1425 | 1485 | 1545 | 1605 | 1670 | 1730 | 1100 | 1165 | 1225 |
| 011 LOUNGE CHAIR LEFT ARM | 35x62x33/40 | 1325 | 1380 | 1440 | 1495 | 1550 | 1605 | 1045 | 1090 | 1135 |
| 012 LOVESEAT LEFT ARM | 58x40x33/40 | 1745 | 1825 | 1905 | 1990 | 2070 | 2150 | 1365 | 1425 | 1480 |
| 017 DOUBLE CHAIR | 52x40x33/40 | 1490 | 1575 | 1665 | 1750 | 1835 | 1925 | 1180 | 1230 | 1280 |
| 021 APARTMENT SOFA NO ARM | 61x40x33/40 | 1605 | 1695 | 1780 | 1865 | 1955 | 2040 | 1235 | 1305 | 1375 |
| 024 SECTIONAL LOVESEAT BUMPER RIGHT | 89x40/44x33/40 | 2235 | 2370 | 2510 | 2645 | 2785 | 2920 | 1610 | 1695 | 1775 |
| 040 ARMLESS SOFA | 71x40x33/40 | 1840 | 1935 | 2025 | 2115 | 2210 | 2300 | 1435 | 1515 | 1595 |
| 041 RECLINING CHAIR LEFT ARM | 35x40x33/40 | 1405 | 1460 | 1515 | 1570 | 1625 | 1685 | 1165 | 1200 | 1235 |
| 042 RECLINING CHAIR RIGHT ARM | 35x40x33/40 | 1405 | 1460 | 1515 | 1570 | 1625 | 1685 | 1165 | 1200 | 1235 |
| 043 SWIVEL ROCKING RECLINING CHAIR | 30x34x42 | 1665 | 1755 | 1845 | 1940 | 2030 | 2120 | 1365 | 1405 | 1440 |
| 044 RECLINER CHAIR | 45x40x33/40 | 1695 | 1765 | 1835 | 1905 | 1980 | 2050 | 1405 | 1435 | 1465 |
| 045 ARMLESS LOVESEAT BUMPER RIGHT | 68x40x33/40 | 1695 | 1770 | 1845 | 1925 | 2000 | 2075 | 1315 | 1370 | 1430 |

BERLIN

FEATURES:

- *Wall hugger power recliners with full footrest (manual n/a).
- Manual adjustable headrest on all items (2 on square corner & stationary on wedge).
- Seat cushions with shaped foam + 1" layer of memory foam on top.
- Stitching: Small thread in fabric & large flat thread in leather.
- Lounge chair reclining back items with "Push Back" mechanism; wall clearance 10".
- *Excludes 043 & 163 chairs: Wall clearance 16"

Note: 2 recliner seats separated by a corner can not be opened at the same time. No recliner seats beside #155 Small Square Corner.

OPTIONS

- Battery Pack: Add \$125/ea.
- Motorized headrest:: Add \$125 ea. (Motorized headrest N/A on stationary & lounge chair items).
- Choice of Large or Small 6" Arm: Legs on LARGE arm: LG187 wood or LG189 metal (Black or Chrome). SMALL Arm: LG195 wood or LG196 metal (Black or Chrome). Specify colour.
- Seat Depth: 20" or *22". *22" seat depth N/A on chairs 043 & 163.
- 043 & 163 Chairs: with wood base add \$165 (specify colour).

ACCESSORIES (n/a on small 6" arm)

- Grommet \$35 ea | Swivel tray & Wine Glass holder \$20 ea / Tablet holder \$40 & LED Lamp \$50.
- Metal Cup Holder: \$25 ea. (1 per arm/160/190 & 2 side by side on 159). Specify colour: Stainless, Black or Gold.
- *STORAGE items 159-160-190 with 2 USB/Electric outlets. *Must be used between 2 seats. Pieces are plain (without arm detail) & are not finished on the sides.

| Description | L x D x H | Leather | | | | | | Fabric | | |
|------------------------------------|----------------|------------|-------------------------------|--|---|----------------------------------|--------------|--------|----------|------|
| | | 10 Pony | 20 Hugo Madras Softy | 30 Empire Fantasy Illusion Tucson Utah Vintage Yukon | 40 Diamond Elegance Princess Santiago Sensation Sunset Trina Victoria | 50 Bull Cassiope Dublin | 60 Caress | A | B COM | C |
| 048 SECTIONAL LOVESEAT BUMPER LEFT | 89x40/44x33/40 | 2235 | 2370 | 2510 | 2645 | 2785 | 2920 | 1610 | 1695 | 1775 |
| 050 WEDGE | 49x49x33 | 1240 | 1320 | 1405 | 1485 | 1565 | 1645 | 895 | 940 | 985 |
| 051 ARMLESS CHAIR | 24x40x33/40 | 815 | 855 | 900 | 940 | 980 | 1020 | 625 | 670 | 710 |
| 052 SOFA LEFT ARM | 82x40x33/40 | 2160 | 2265 | 2365 | 2470 | 2570 | 2670 | 1695 | 1770 | 1845 |
| 053 SOFA RIGHT ARM | 82x40x33/40 | 2160 | 2265 | 2365 | 2470 | 2570 | 2670 | 1695 | 1770 | 1845 |
| 055 SQUARE CORNER | 44x44x33/40 | 1435 | 1520 | 1605 | 1695 | 1780 | 1865 | 1115 | 1160 | 1200 |
| 056 CHAIR RIGHT ARM | 35x40x33/40 | 1135 | 1190 | 1240 | 1290 | 1340 | 1390 | 885 | 930 | 970 |
| 057 CHAIR LEFT ARM | 35x40x33/40 | 1135 | 1190 | 1240 | 1290 | 1340 | 1390 | 885 | 930 | 970 |
| 061 LOVESEAT RIGHT ARM | 58x40x33/40 | 1745 | 1825 | 1905 | 1990 | 2070 | 2150 | 1365 | 1425 | 1480 |
| 071 ARMLESS RECLINING CHAIR | 24x40x33/40 | 1085 | 1130 | 1180 | 1225 | 1270 | 1315 | 910 | 955 | 1000 |
| 086 ARMLESS LOVESEAT BUMPER LEFT | 68x40x33/40 | 1695 | 1770 | 1845 | 1925 | 2000 | 2075 | 1315 | 1370 | 1430 |
| 088 ARMLESS CHAIR BUMPER LEFT | 45x40x33/40 | 1080 | 1155 | 1225 | 1295 | 1365 | 1440 | 830 | 865 | 905 |
| 089 ARMLESS CHAIR BUMPER RIGHT | 45x40x33/40 | 1080 | 1155 | 1225 | 1295 | 1365 | 1440 | 830 | 865 | 905 |
| 095 APARTMENT SOFA | 82x40x33/40 | 2210 | 2330 | 2455 | 2575 | 2700 | 2820 | 1735 | 1810 | 1885 |
| 096 APARTMENT SOFA LEFT ARM | 72x40x33/40 | 1930 | 2025 | 2120 | 2220 | 2315 | 2410 | 1490 | 1565 | 1640 |
| 097 APARTMENT SOFA RIGHT ARM | 72x40x33/40 | 1930 | 2025 | 2120 | 2220 | 2315 | 2410 | 1490 | 1565 | 1640 |

BERLIN

FEATURES:

- *Wall hugger power recliners with full footrest (manual n/a).
- Manual adjustable headrest on all items (2 on square corner & stationary on wedge).
- Seat cushions with shaped foam + 1" layer of memory foam on top.
- Stitching: Small thread in fabric & large flat thread in leather.
- Lounge chair reclining back items with "Push Back" mechanism; wall clearance 10".
- *Excludes 043 & 163 chairs: Wall clearance 16"

Note: 2 recliner seats separated by a corner can not be opened at the same time. No recliner seats beside #155 Small Square Corner.

OPTIONS

- Battery Pack: Add \$125/ea.
- Motorized headrest: Add \$125 ea. (Motorized headrest N/A on stationary & lounge chair items).
- Choice of Large or Small 6" Arm: Legs on LARGE arm: LG187 wood or LG189 metal (Black or Chrome). SMALL Arm: LG195 wood or LG196 metal (Black or Chrome). Specify colour.
- Seat Depth: 20" or *22". *22" seat depth N/A on chairs 043 & 163.
- 043 & 163 Chairs: with wood base add \$165 (specify colour).

ACCESSORIES (n/a on small 6" arm)

- Grommet \$35 ea | Swivel tray & Wine Glass holder \$20 ea / Tablet holder \$40 & LED Lamp \$50.
- Metal Cup Holder: \$25 ea. (1 per arm/160/190 & 2 side by side on 159). Specify colour: Stainless, Black or Gold.
- *STORAGE items 159-160-190 with 2 USB/Electric outlets. *Must be used between 2 seats. Pieces are plain (without arm detail) & are not finished on the sides.

| Description | L x D x H | Leather | | | | | | Fabric | | |
|--|-------------|------------|-------------------------------|--|---|----------------------------------|--------------|--------|----------|------|
| | | 10 Pony | 20 Hugo Madras Softy | 30 Empire Fantasy Illusion Tucson Utah Vintage Yukon | 40 Diamond Elegance Princess Santiago Sensation Sunset Trina Victoria | 50 Bull Cassiope Dublin | 60 Caress | A | B COM | C |
| 124 STORAGE OTTOMAN | 30x22x17 | 560 | 580 | 600 | 620 | 645 | 665 | 480 | 500 | 520 |
| 155 SMALL SQUARE CORNER | 40x40x33/40 | 1435 | 1520 | 1605 | 1695 | 1780 | 1865 | 1115 | 1160 | 1200 |
| 159 WEDGE STORAGE | 10/25x35x22 | 560 | 585 | 610 | 640 | 665 | 690 | 430 | 440 | 450 |
| 160 STRAIGHT STORAGE | 10x35x22 | 540 | 565 | 590 | 615 | 645 | 670 | 410 | 420 | 430 |
| 163 DBL SWIVEL ROCKING RECLINER CHAIR | 33x34x42 | 1705 | 1800 | 1895 | 1995 | 2090 | 2190 | 1370 | 1410 | 1445 |
| 165 DOUBLE RECLINING CHAIR | 52x40x33/40 | 1765 | 1850 | 1940 | 2025 | 2110 | 2200 | 1460 | 1515 | 1570 |
| 167 APARTMENT SOFA NO ARM BUMPER LEFT | 82x40x33/40 | 1875 | 1980 | 2080 | 2185 | 2285 | 2385 | 1445 | 1520 | 1595 |
| 168 APARTMENT SOFA NO ARM BUMPER RIGHT | 82x40x33/40 | 1875 | 1980 | 2080 | 2185 | 2285 | 2385 | 1445 | 1520 | 1595 |
| 169 DOUBLE RECLINING CHAIR LEFT ARM | 42x40x33/40 | 1480 | 1545 | 1610 | 1680 | 1745 | 1810 | 1215 | 1280 | 1345 |
| 170 DOUBLE RECLINING CHAIR RIGHT ARM | 42x40x33/40 | 1480 | 1545 | 1610 | 1680 | 1745 | 1810 | 1215 | 1280 | 1345 |
| 171 ARMLESS DOUBLE RECLINING CHAIR | 31x40x33/40 | 1165 | 1210 | 1255 | 1300 | 1345 | 1390 | 955 | 1005 | 1055 |
| 173 DOUBLE LOUNGE CHAIR LEFT ARM | 42x62x33/40 | 1435 | 1515 | 1595 | 1680 | 1760 | 1840 | 1130 | 1200 | 1265 |
| 174 DOUBLE LOUNGE CHAIR RIGHT ARM | 42x62x33/40 | 1435 | 1515 | 1595 | 1680 | 1760 | 1840 | 1130 | 1200 | 1265 |
| 175 DOUBLE CHAIR LEFT ARM | 42x40x33/40 | 1200 | 1270 | 1340 | 1415 | 1485 | 1555 | 945 | 1000 | 1055 |
| 176 DOUBLE CHAIR RIGHT ARM | 42x40x33/40 | 1200 | 1270 | 1340 | 1415 | 1485 | 1555 | 945 | 1000 | 1055 |
| 177 ARMLESS DOUBLE CHAIR | 31x40x33/40 | 895 | 945 | 995 | 1045 | 1095 | 1150 | 680 | 725 | 770 |

BERLIN

FEATURES:

- *Wall hugger power recliners with full footrest (manual n/a).
- Manual adjustable headrest on all items (2 on square corner & stationary on wedge).
- Seat cushions with shaped foam + 1" layer of memory foam on top.
- Stitching: Small thread in fabric & large flat thread in leather.
- Lounge chair reclining back items with "Push Back" mechanism; wall clearance 10".
- *Excludes 043 & 163 chairs: Wall clearance 16"

Note: 2 recliner seats separated by a corner can not be opened at the same time. No recliner seats beside #155 Small Square Corner.

OPTIONS

- Battery Pack: Add \$125/ea.
- Motorized headrest: Add \$125 ea. (Motorized headrest N/A on stationary & lounge chair items).
- Choice of Large or Small 6" Arm: Legs on LARGE arm: LG187 wood or LG189 metal (Black or Chrome). SMALL Arm: LG195 wood or LG196 metal (Black or Chrome). Specify colour.
- Seat Depth: 20" or *22". *22" seat depth N/A on chairs 043 & 163.
- 043 & 163 Chairs: with wood base add \$165 (specify colour).

ACCESSORIES (n/a on small 6" arm)

- Grommet \$35 ea | Swivel tray & Wine Glass holder \$20 ea / Tablet holder \$40 & LED Lamp \$50.
- Metal Cup Holder: \$25 ea. (1 per arm/160/190 & 2 side by side on 159). Specify colour: Stainless, Black or Gold.
- *STORAGE items 159-160-190 with 2 USB/Electric outlets. *Must be used between 2 seats. Pieces are plain (without arm detail) & are not finished on the sides.

| Description | L x D x H | Leather | | | | | | Fabric | | |
|--|----------------|------------|-------------------------------|---|---|----------------------------------|--------------|--------|----------|------|
| | | 10 Pony | 20 Hugo Madras Softy | 30 Empire Fantasy Illusion Tucson Utah Vintage Yukon | 40 Diamond Elegance Princess Santiago Sensation Sunset Trina Victoria | 50 Bull Cassiope Dublin | 60 Caress | A | B COM | C |
| 178 ARMLESS DOUBLE CHAIR BUMPER LEFT | 52x40x33/40 | 1160 | 1230 | 1300 | 1370 | 1445 | 1515 | 910 | 955 | 1000 |
| 179 ARMLESS DOUBLE CHAIR BUMPER RIGHT | 52x40x33/40 | 1160 | 1230 | 1300 | 1370 | 1445 | 1515 | 910 | 955 | 1000 |
| 186 ARMLESS LOVESEAT BUMPER STORAGE-L | 68x40x33/40 | 1815 | 1890 | 1970 | 2045 | 2120 | 2200 | 1435 | 1495 | 1555 |
| 187 ARMLESS LOVESEAT BUMPER STORAGE-R | 68x40x33/40 | 1815 | 1890 | 1970 | 2045 | 2120 | 2200 | 1435 | 1495 | 1555 |
| 188 ARMLESS CHAIR BUMPER STORAGE-L | 45x40x33/40 | 1205 | 1275 | 1345 | 1420 | 1490 | 1560 | 955 | 985 | 1015 |
| 189 ARMLESS CHAIR BUMPER STORAGE-R | 45x40x33/40 | 1205 | 1275 | 1345 | 1420 | 1490 | 1560 | 955 | 985 | 1015 |
| 190 SMALL WEDGE STORAGE | 10/20x35x22 | 540 | 565 | 590 | 615 | 645 | 670 | 410 | 420 | 430 |
| 221 ARMLESS DBL CHAIR BUMPER STORAGE-L | 52x40x33/40 | 1280 | 1350 | 1425 | 1495 | 1565 | 1635 | 1025 | 1075 | 1125 |
| 222 ARMLESS DBL CHAIR BUMPER STORAGE-R | 52x40x33/40 | 1280 | 1350 | 1425 | 1495 | 1565 | 1635 | 1025 | 1075 | 1125 |
| 223 APT SOFA NO ARM BUMPER STORAGE-L | 82x40x33/40 | 1995 | 2100 | 2210 | 2315 | 2425 | 2530 | 1565 | 1640 | 1720 |
| 224 APT SOFA NO ARM BUMPER STORAGE-R | 82x40x33/40 | 1995 | 2100 | 2210 | 2315 | 2425 | 2530 | 1565 | 1640 | 1720 |
| 230 DBLE LOUNGE CHAIR RECLINING BACK L-ARM | 42x62x33/40 | 1575 | 1650 | 1730 | 1805 | 1880 | 1960 | 1235 | 1305 | 1375 |
| 231 DBLE LOUNGE CHAIR RECLINING BACK R-ARM | 42x62x33/40 | 1575 | 1650 | 1730 | 1805 | 1880 | 1960 | 1235 | 1305 | 1375 |
| 232 LOUNGE CHAIR RECLINING BACK LEFT ARM | 35x62x33/40 | 1460 | 1530 | 1600 | 1675 | 1745 | 1815 | 1160 | 1205 | 1250 |
| 233 LOUNGE CHAIR RECLINING BACK RIGHT ARM | 35x62x33/40 | 1460 | 1530 | 1600 | 1675 | 1745 | 1815 | 1160 | 1205 | 1250 |
| 234 SECTIONAL APT SOFA BUMPER LEFT | 96x40/44x33/40 | 2310 | 2440 | 2565 | 2695 | 2820 | 2950 | 1685 | 1765 | 1845 |

BERLIN

FEATURES:

- *Wall hugger power recliners with full footrest (manual n/a).
- Manual adjustable headrest on all items (2 on square corner & stationary on wedge).
- Seat cushions with shaped foam + 1" layer of memory foam on top.
- Stitching: Small thread in fabric & large flat thread in leather.
- Lounge chair reclining back items with "Push Back" mechanism; wall clearance 10".
- *Excludes 043 & 163 chairs: Wall clearance 16"

Note: 2 recliner seats separated by a corner can not be opened at the same time. No recliner seats beside #155 Small Square Corner.

OPTIONS

- Battery Pack: Add \$125/ea.
- Motorized headrest: Add \$125 ea. (Motorized headrest N/A on stationary & lounge chair items).
- Choice of Large or Small 6" Arm: Legs on LARGE arm: LG187 wood or LG189 metal (Black or Chrome). SMALL Arm: LG195 wood or LG196 metal (Black or Chrome). Specify colour.
- Seat Depth: 20" or *22". *22" seat depth N/A on chairs 043 & 163.
- 043 & 163 Chairs: with wood base add \$165 (specify colour).

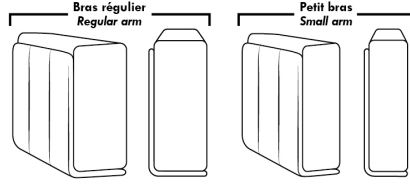
ACCESSORIES (n/a on small 6" arm)

- Grommet \$35 ea | Swivel tray & Wine Glass holder \$20 ea / Tablet holder \$40 & LED Lamp \$50.
- Metal Cup Holder: \$25 ea. (1 per arm/160/190 & 2 side by side on 159). Specify colour: Stainless, Black or Gold.
- *STORAGE items 159-160-190 with 2 USB/Electric outlets. *Must be used between 2 seats. Pieces are plain (without arm detail) & are not finished on the sides.

| Description | L x D x H | Leather | | | | | | Fabric | | |
|-------------------------------------|----------------|------------|-------------------------------|---|---|----------------------------------|--------------|--------|----------|------|
| | | 10 Pony | 20 Hugo Madras Softy | 30 Empire Fantasy Illusion Tucson Utah Vintage Yukon | 40 Diamond Elegance Princess Santiago Sensation Sunset Trina Victoria | 50 Bull Cassiope Dublin | 60 Caress | A | B COM | C |
| 235 SECTIONAL APT SOFA BUMPER RIGHT | 96x40/44x33/40 | 2310 | 2440 | 2565 | 2695 | 2820 | 2950 | 1685 | 1765 | 1845 |
| CONFIGURATIONS | | | | | | | | | | |
| A CONFIG (169-170) | 84X40X40 | 2960 | 3090 | 3220 | 3360 | 3490 | 3620 | 2430 | 2560 | 2690 |
| B CONFIG (169-171-174) | 115X62X40 | 4080 | 4270 | 4460 | 4660 | 4850 | 5040 | 3300 | 3485 | 3665 |
| C CONFIG (096-055-171-170) | 116X116X40 | 6010 | 6300 | 6590 | 6895 | 7185 | 7475 | 4775 | 5010 | 5240 |
| D CONFIG (169-171-235) | 116X96X40 | 4955 | 5195 | 5430 | 5675 | 5910 | 6150 | 3855 | 4050 | 4245 |
| J CONFIG (041-042) | 70X40X40 | 2810 | 2920 | 3030 | 3140 | 3250 | 3370 | 2330 | 2400 | 2470 |
| K CONFIG (041-071-005) | 94X62X40 | 3815 | 3970 | 4135 | 4290 | 4445 | 4605 | 3120 | 3245 | 3370 |
| L CONFIG (012-055-071-042) | 102X102X40 | 5670 | 5935 | 6205 | 6480 | 6745 | 7015 | 4555 | 4740 | 4915 |
| M CONFIG (041-071-024) | 103X89X40 | 4725 | 4960 | 5205 | 5440 | 5680 | 5920 | 3685 | 3850 | 4010 |

BERLIN

OPTIMA



Spécifications | Specifications

Appui-tête levé / Headrest up
 Appui-tête baissé / Headrest down
 Complètement incliné / Fully reclined

(A) Hauteur complète 40" / Total Height
 (B) Hauteur appui-tête baissé 33" / Height headrest down
 (C) Hauteur du bras 24" / Arm Height
 (D) Hauteur du siège 19,5" / Seat height
 (E) Profondeur inclinée 65" / Depth fully reclined
 (F) Profondeur d'assise 20" ou/ou 22" / Seat depth
 (G) Profondeur appui-tête monté 36" / Depth with headrest up

Siège 30" de large | 30" Seat Width

Siège 23" de large | 23" Seat Width

Autres | Others

Fauteuil berçant, pivotant et inclinable
 N'est pas un mécanisme protège-mur / Dégagement mural: 16"

Swivel, rocking motion chair
 Not a wall hugger mechanism / Wall clearance: 16"

30" Populaires | Popular CONFIGURATIONS 23"

Nos produits sont fabriqués à la main et des variations mineures peuvent survenir. / Our product is hand-made and minor variations can occur.

CDN Price List

BRASILIA

LG52 available metal or wood. If wood specify colour.

COMBO: Cover #2 on back only.

FABRIC: There is no stitching on seat cushion.

Plain fabric recommended for the base.

*REMARK: In leather and fabric, armless end pieces and wedge are not fully upholstered.

| Description | L x D x H | Leather | | | | | | Fabric | | |
|---|-----------|------------|-------------------------------|--|---|----------------------------------|--------------|--------|----------|------|
| | | 10 Pony | 20 Hugo Madras Softy | 30 Empire Fantasy Illusion Tucson Utah Vintage Yukon | 40 Diamond Elegance Princess Santiago Sensation Sunset Trina Victoria | 50 Bull Cassiope Dublin | 60 Caress | A | B COM | C |
| 001 CHAIR | 35X37X33 | 955 | 1010 | 1090 | 1155 | 1215 | 1285 | 695 | 735 | 770 |
| 002 LOVESEAT | 59X37X33 | 1395 | 1490 | 1580 | 1685 | 1765 | 1855 | 910 | 970 | 1020 |
| 005 LOUNGE CHAIR RIGHT ARM | 30X65X33 | 915 | 1005 | 1105 | 1200 | 1290 | 1380 | 655 | 705 | 755 |
| 009 ARMLESS LOVESEAT | 48X37X33 | 1090 | 1185 | 1275 | 1365 | 1460 | 1555 | 770 | 830 | 885 |
| 011 LOUNGE CHAIR LEFT ARM | 30X65X33 | 915 | 1005 | 1105 | 1200 | 1290 | 1380 | 655 | 705 | 755 |
| 012 LOVESEAT LEFT ARM | 54X37X33 | 1225 | 1320 | 1415 | 1510 | 1600 | 1695 | 840 | 895 | 955 |
| 021 APARTMENT SOFA NO ARM | 64X37X33 | 1245 | 1355 | 1485 | 1595 | 1710 | 1820 | 855 | 925 | 990 |
| 045 ARMLESS LOVESEAT BUMPER RIGHT | 67X37X33 | 1225 | 1320 | 1415 | 1510 | 1600 | 1695 | 840 | 895 | 955 |
| 050 WEDGE | 48X48X33 | 915 | 985 | 1065 | 1135 | 1210 | 1285 | 685 | 740 | 785 |
| 051 ARMLESS CHAIR | 24X37X33 | 665 | 725 | 785 | 845 | 910 | 970 | 550 | 585 | 630 |
| 056 CHAIR RIGHT ARM | 30X37X33 | 810 | 865 | 945 | 990 | 1055 | 1110 | 625 | 665 | 705 |
| 057 CHAIR LEFT ARM | 30X37X33 | 810 | 865 | 945 | 990 | 1055 | 1110 | 625 | 665 | 705 |
| 061 LOVESEAT RIGHT ARM | 54X37X33 | 1225 | 1320 | 1415 | 1510 | 1600 | 1695 | 840 | 895 | 955 |
| 062 ANGLE CHAIR LEFT ARM | 64X50X33 | 1195 | 1270 | 1350 | 1435 | 1515 | 1595 | 830 | 870 | 920 |
| 063 ANGLE CHAIR RIGHT ARM | 64X50X33 | 1195 | 1270 | 1350 | 1435 | 1515 | 1595 | 830 | 870 | 920 |
| 086 ARMLESS LOVESEAT BUMPER LEFT | 67X37X33 | 1225 | 1320 | 1415 | 1510 | 1600 | 1695 | 840 | 895 | 955 |
| 095 APARTMENT SOFA | 75X37X33 | 1555 | 1665 | 1775 | 1890 | 2005 | 2115 | 1005 | 1070 | 1135 |
| 096 APARTMENT SOFA LEFT ARM | 70X37X33 | 1385 | 1500 | 1615 | 1735 | 1840 | 1960 | 925 | 1000 | 1070 |
| 097 APARTMENT SOFA RIGHT ARM | 70X37X33 | 1385 | 1500 | 1615 | 1735 | 1840 | 1960 | 925 | 1000 | 1070 |
| 105 APARTMENT SOFA RIGHT ARM / BUMPER-L | 89X37X33 | 1555 | 1665 | 1775 | 1890 | 2005 | 2115 | 1005 | 1070 | 1135 |
| 106 APARTMENT SOFA LEFT ARM / BUMPER-R | 89X37X33 | 1555 | 1665 | 1775 | 1890 | 2005 | 2115 | 1005 | 1070 | 1135 |
| 107 LOVESEAT RIGHT ARM BUMPER LEFT | 73X37X33 | 1395 | 1490 | 1580 | 1685 | 1765 | 1855 | 910 | 970 | 1020 |
| 108 LOVESEAT LEFT ARM BUMPER RIGHT | 73X37X33 | 1395 | 1490 | 1580 | 1685 | 1765 | 1855 | 910 | 970 | 1020 |
| 124 STORAGE OTTOMAN | 30X22X18 | 570 | 590 | 630 | 660 | 685 | 710 | 475 | 500 | 515 |
| CONFIGURATIONS | | | | | | | | | | |
| A CONF. A (95-01) | 35X75X33 | 2510 | 2675 | 2865 | 3045 | 3220 | 3400 | 1700 | 1805 | 1905 |
| B CONF. B (96-05) | 100X65X33 | 2300 | 2505 | 2720 | 2935 | 3130 | 3340 | 1580 | 1705 | 1825 |

CDN Price List

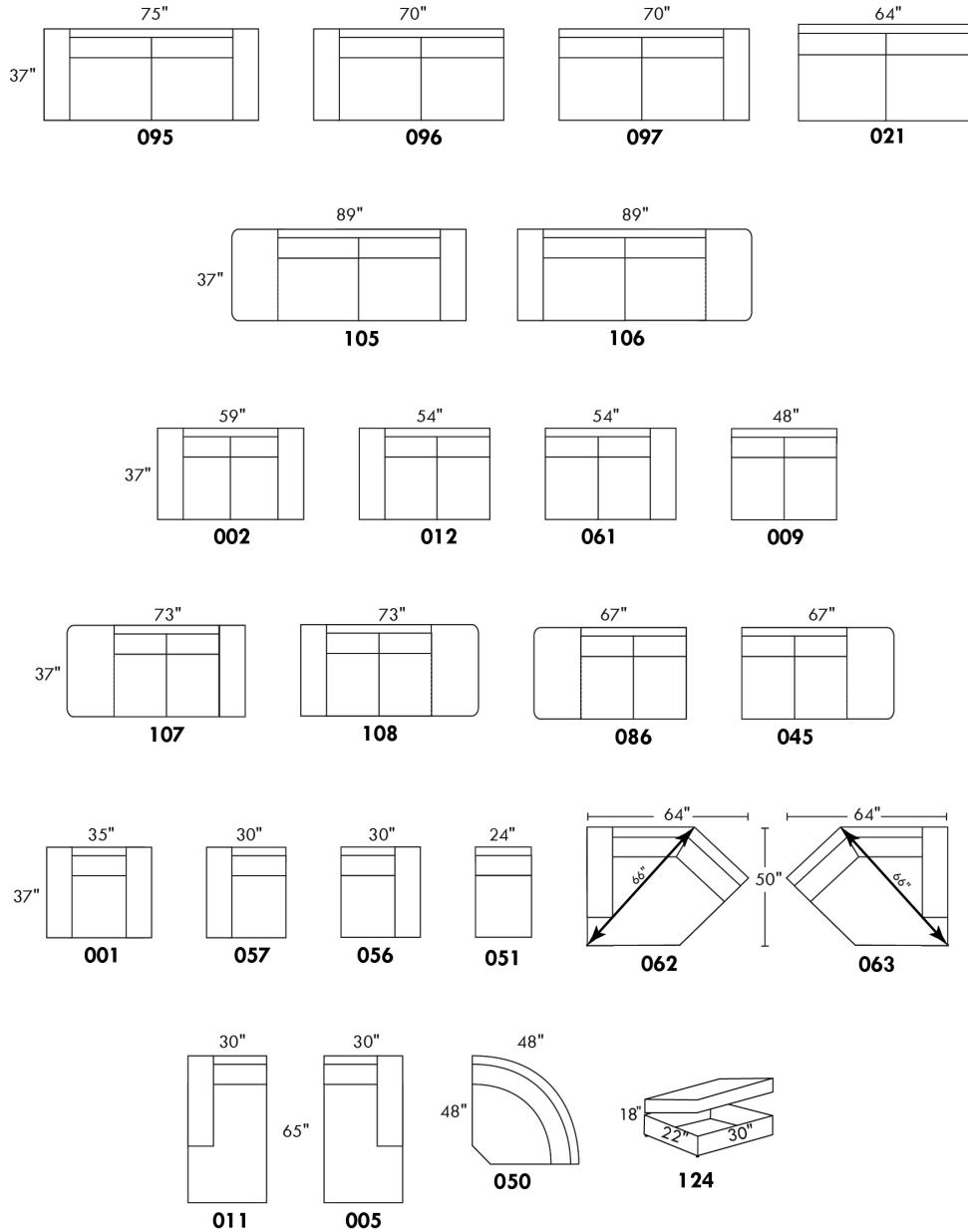
BRASILIA

| Description | L x D x H | Leather | | | | | | Fabric | | |
|----------------------|------------|------------|-------------------------------|--|---|----------------------------------|--------------|--------|----------|------|
| | | 10 Pony | 20 Hugo Madras Softy | 30 Empire Fantasy Illusion Tucson Utah Vintage Yukon | 40 Diamond Elegance Princess Santiago Sensation Sunset Trina Victoria | 50 Bull Cassiope Dublin | 60 Caress | A | B COM | C |
| C CONF. C (11-97) | 65X100X33 | 2300 | 2505 | 2720 | 2935 | 3130 | 3340 | 1580 | 1705 | 1825 |
| D CONF. D (96-63) | 134X50X33 | 2580 | 2770 | 2965 | 3170 | 3355 | 3555 | 1755 | 1870 | 1990 |
| E CONF. E (62-97) | 50X134X33 | 2580 | 2770 | 2965 | 3170 | 3355 | 3555 | 1755 | 1870 | 1990 |
| F CONF. F (12-05) | 84X65X33 | 2140 | 2325 | 2520 | 2710 | 2890 | 3075 | 1495 | 1600 | 1710 |
| G CONF. G (11-61) | 65X84X33 | 2140 | 2325 | 2520 | 2710 | 2890 | 3075 | 1495 | 1600 | 1710 |
| H CONF. H (86-05) | 97X65X33 | 2140 | 2325 | 2520 | 2710 | 2890 | 3075 | 1495 | 1600 | 1710 |
| I CONF. I (11-45) | 65X97X33 | 2140 | 2325 | 2520 | 2710 | 2890 | 3075 | 1495 | 1600 | 1710 |
| J CONF. J (12-63) | 118X50X33 | 2420 | 2590 | 2765 | 2945 | 3115 | 3290 | 1670 | 1765 | 1875 |
| K CONF. K (62-61) | 50X118X33 | 2420 | 2590 | 2765 | 2945 | 3115 | 3290 | 1670 | 1765 | 1875 |
| L CONF. L (86-63) | 131X50X33 | 2420 | 2590 | 2765 | 2945 | 3115 | 3290 | 1670 | 1765 | 1875 |
| M CONF. M (62-45) | 50X131X33 | 2420 | 2590 | 2765 | 2945 | 3115 | 3290 | 1670 | 1765 | 1875 |
| N CONF. N (95-02) | 59X75X33 | 2950 | 3155 | 3355 | 3575 | 3770 | 3970 | 1915 | 2040 | 2155 |
| O CONF. O (12-50-61) | 102X102X33 | 3365 | 3625 | 3895 | 4155 | 4410 | 4675 | 2365 | 2530 | 2695 |
| P CONF. P (107-106) | 73X89X33 | 2950 | 3155 | 3355 | 3575 | 3770 | 3970 | 1915 | 2040 | 2155 |
| Q CONF. Q (105-108) | 89X73X33 | 2950 | 3155 | 3355 | 3575 | 3770 | 3970 | 1915 | 2040 | 2155 |
| R CONF. R (107-108) | 73X73X33 | 2790 | 2980 | 3160 | 3370 | 3530 | 3710 | 1820 | 1940 | 2040 |
| S CONF. S (86-50-61) | 115X102X33 | 3365 | 3625 | 3895 | 4155 | 4410 | 4675 | 2365 | 2530 | 2695 |
| T CONF. T (12-50-45) | 102X115X33 | 3365 | 3625 | 3895 | 4155 | 4410 | 4675 | 2365 | 2530 | 2695 |
| U CONF. U (86-50-45) | 115X115X33 | 3365 | 3625 | 3895 | 4155 | 4410 | 4675 | 2365 | 2530 | 2695 |
| V CONF. V (96-50-61) | 118X102X33 | 3525 | 3805 | 4095 | 4380 | 4650 | 4940 | 2450 | 2635 | 2810 |
| W CONF. W (12-50-97) | 102X118X33 | 3525 | 3805 | 4095 | 4380 | 4650 | 4940 | 2450 | 2635 | 2810 |
| X CONF. X (96-50-45) | 118X115X33 | 3525 | 3805 | 4095 | 4380 | 4650 | 4940 | 2450 | 2635 | 2810 |
| Y CONF. Y (86-50-97) | 115X118X33 | 3525 | 3805 | 4095 | 4380 | 4650 | 4940 | 2450 | 2635 | 2810 |

BRASILIA

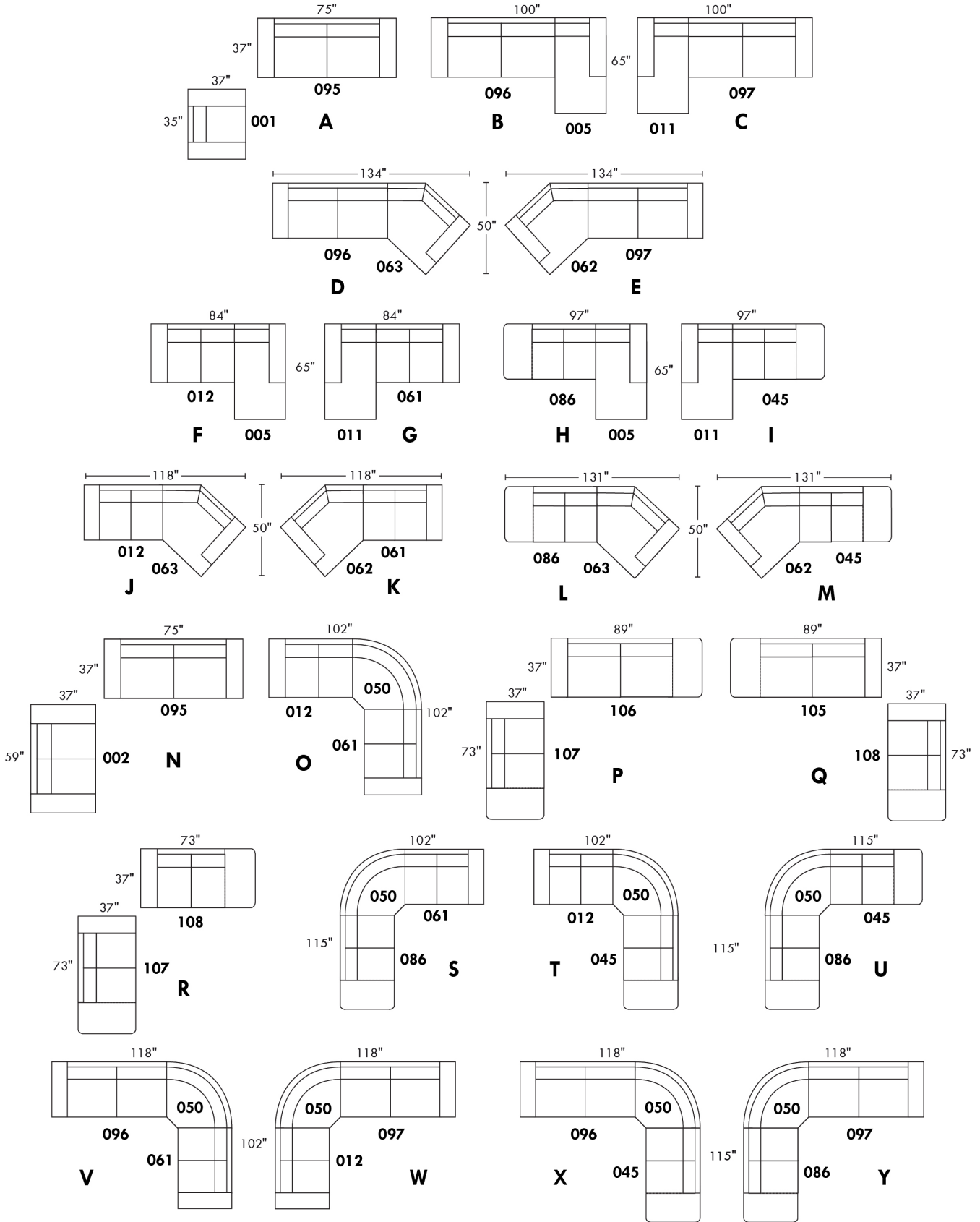


Hauteur complète 33" | Hauteur de siège 19" | Hauteur devant bras 25" | Profondeur d'assise 21"
 Total Height 33" | Seat Height 19" | Arm Height 25" | Seat Depth 21"



www.jaymar.ca

Toutes les dimensions indiquées sont au pouce près. Nos produits sont fabriqués à la main et des variations mineures peuvent survenir.
 All dimensions indicated are to the nearest inch. Our product is hand-made and minor variations can occur.



BROOKLYN

FEATURES:

- *Wall hugger power recliners with full footrest (manual n/a).
- Manual adjustable headrest on all items (2 on square corner & stationary on wedge).
- Seat cushions with shaped foam + 1" layer of memory foam on top; arm with memory foam.
- Stitching: Small thread in fabric & large flat thread in leather.
- Lounge chair reclining back items with "Push Back" mechanism; wall clearance 10".
- *Excludes 043 & 163 chairs: Wall clearance 16"

Note: 2 recliner seats separated by a corner can not be opened at the same time. No recliner seats beside #155 Small Square Corner.

OPTIONS

- Battery Pack: Add \$125/ea.
- Motorized headrest: Add \$125 ea. (Motorized headrest N/A on stationary & lounge chair items).
- Choice of Large or Small 6" Arm: Leg on LARGE arm: LG187 wood or LG189 metal (Black or Chrome). Leg on SMALL Arm: LG08 wood or LG64 metal. Specify colour.
- Seat Depth: 20" or *22". *22" seat depth N/A on chairs 043 & 163.
- 043 & 163: with wood base, add \$165 (specify colour).

ACCESSORIES (Available only on *items 159-160-190.)

- Metal Cup Holder: \$25 ea. (1 on 160-190 & 2 side by side on 159). Specify colour: Stainless, Black or Antique Gold.
- Accessories: Grommet \$35 ea. | Swivel tray & Wine Glass holder \$20 ea., Tablet holder \$40 & LED Lamp \$50.
- *STORAGE items 159-160-190 with 2 USB/Electric outlets. *Must be used between 2 seats. Pieces are plain (without arm detail) & are not finished on the sides.

| Description | L x D x H | Leather | | | | | | Fabric | | |
|-------------------------------------|----------------|------------|-------------------------------|--|---|----------------------------------|--------------|--------|----------|------|
| | | 10 Pony | 20 Hugo Madras Softy | 30 Empire Fantasy Illusion Tucson Utah Vintage Yukon | 40 Diamond Elegance Princess Santiago Sensation Sunset Trina Victoria | 50 Bull Cassiope Dublin | 60 Caress | A | B COM | C |
| 001 CHAIR | 43x40x33/40 | 1420 | 1500 | 1580 | 1665 | 1745 | 1825 | 1130 | 1165 | 1195 |
| 002 LOVESEAT | 66x40x33/40 | 2030 | 2125 | 2225 | 2320 | 2415 | 2515 | 1600 | 1665 | 1725 |
| 003 SOFA | 90x40x33/40 | 2450 | 2575 | 2705 | 2830 | 2960 | 3085 | 1935 | 2010 | 2085 |
| 005 LOUNGE CHAIR RIGHT ARM | 34x62x33/40 | 1325 | 1380 | 1440 | 1495 | 1550 | 1605 | 1045 | 1090 | 1135 |
| 009 ARMLESS LOVESEAT | 47x40x33/40 | 1425 | 1485 | 1545 | 1605 | 1670 | 1730 | 1100 | 1165 | 1225 |
| 011 LOUNGE CHAIR LEFT ARM | 34x62x33/40 | 1325 | 1380 | 1440 | 1495 | 1550 | 1605 | 1045 | 1090 | 1135 |
| 012 LOVESEAT LEFT ARM | 57x40x33/40 | 1745 | 1825 | 1905 | 1990 | 2070 | 2150 | 1365 | 1425 | 1480 |
| 017 DOUBLE CHAIR | 50x40x33/40 | 1490 | 1575 | 1665 | 1750 | 1835 | 1925 | 1180 | 1230 | 1280 |
| 021 APARTMENT SOFA NO ARM | 61x40x33/40 | 1605 | 1695 | 1780 | 1865 | 1955 | 2040 | 1235 | 1305 | 1375 |
| 024 SECTIONAL LOVESEAT BUMPER RIGHT | 89x40/44x33/40 | 2235 | 2370 | 2510 | 2645 | 2785 | 2920 | 1610 | 1695 | 1775 |
| 040 ARMLESS SOFA | 71x40x33/40 | 1840 | 1935 | 2025 | 2115 | 2210 | 2300 | 1435 | 1515 | 1595 |
| 041 RECLINING CHAIR LEFT ARM | 34x40x33/40 | 1405 | 1460 | 1515 | 1570 | 1625 | 1685 | 1165 | 1200 | 1235 |
| 042 RECLINING CHAIR RIGHT ARM | 34x40x33/40 | 1405 | 1460 | 1515 | 1570 | 1625 | 1685 | 1165 | 1200 | 1235 |
| 043 SWIVEL ROCKING RECLINING CHAIR | 30x34x42 | 1665 | 1755 | 1845 | 1940 | 2030 | 2120 | 1365 | 1405 | 1440 |
| 044 RECLINER CHAIR | 43x40x33/40 | 1695 | 1765 | 1835 | 1905 | 1980 | 2050 | 1405 | 1435 | 1465 |
| 045 ARMLESS LOVESEAT BUMPER RIGHT | 68x40x33/40 | 1695 | 1770 | 1845 | 1925 | 2000 | 2075 | 1315 | 1370 | 1430 |

BROOKLYN

FEATURES:

- *Wall hugger power recliners with full footrest (manual n/a).
- Manual adjustable headrest on all items (2 on square corner & stationary on wedge).
- Seat cushions with shaped foam + 1" layer of memory foam on top; arm with memory foam.
- Stitching: Small thread in fabric & large flat thread in leather.
- Lounge chair reclining back items with "Push Back" mechanism; wall clearance 10".

*Excludes 043 & 163 chairs: Wall clearance 16"

Note: 2 recliner seats separated by a corner can not be opened at the same time. No recliner seats beside #155 Small Square Corner.

OPTIONS

- Battery Pack: Add \$125/ea.
- Motorized headrest: Add \$125 ea. (Motorized headrest N/A on stationary & lounge chair items).
- Choice of Large or Small 6" Arm: Leg on LARGE arm: LG187 wood or LG189 metal (Black or Chrome). Leg on SMALL Arm: LG08 wood or LG64 metal. Specify colour.
- Seat Depth: 20" or *22". *22" seat depth N/A on chairs 043 & 163.
- 043 & 163: with wood base, add \$165 (specify colour).

ACCESSORIES (Available only on *items 159-160-190.)

- Metal Cup Holder: \$25 ea. (1 on 160-190 & 2 side by side on 159). Specify colour: Stainless, Black or Antique Gold.
- Accessories: Grommet \$35 ea. | Swivel tray & Wine Glass holder \$20 ea., Tablet holder \$40 & LED Lamp \$50.
- *STORAGE items 159-160-190 with 2 USB/Electric outlets. *Must be used between 2 seats. Pieces are plain (without arm detail) & are not finished on the sides.

| Description | L x D x H | Leather | | | | | | Fabric | | |
|------------------------------------|----------------|------------|-------------------------------|--|---|----------------------------------|--------------|--------|----------|------|
| | | 10 Pony | 20 Hugo Madras Softy | 30 Empire Fantasy Illusion Tucson Utah Vintage Yukon | 40 Diamond Elegance Princess Santiago Sensation Sunset Trina Victoria | 50 Bull Cassiope Dublin | 60 Caress | A | B COM | C |
| 048 SECTIONAL LOVESEAT BUMPER LEFT | 89x40/44x33/40 | 2235 | 2370 | 2510 | 2645 | 2785 | 2920 | 1610 | 1695 | 1775 |
| 050 WEDGE | 49x49x33 | 1240 | 1320 | 1405 | 1485 | 1565 | 1645 | 895 | 940 | 985 |
| 051 ARMLESS CHAIR | 24x40x33/40 | 815 | 855 | 900 | 940 | 980 | 1020 | 625 | 670 | 710 |
| 052 SOFA LEFT ARM | 81x40x33/40 | 2160 | 2265 | 2365 | 2470 | 2570 | 2670 | 1695 | 1770 | 1845 |
| 053 SOFA RIGHT ARM | 81x40x33/40 | 2160 | 2265 | 2365 | 2470 | 2570 | 2670 | 1695 | 1770 | 1845 |
| 055 SQUARE CORNER | 44x44x33/40 | 1435 | 1520 | 1605 | 1695 | 1780 | 1865 | 1115 | 1160 | 1200 |
| 056 CHAIR RIGHT ARM | 34x40x33/40 | 1135 | 1190 | 1240 | 1290 | 1340 | 1390 | 885 | 930 | 970 |
| 057 CHAIR LEFT ARM | 34x40x33/40 | 1135 | 1190 | 1240 | 1290 | 1340 | 1390 | 885 | 930 | 970 |
| 061 LOVESEAT RIGHT ARM | 57x40x33/40 | 1745 | 1825 | 1905 | 1990 | 2070 | 2150 | 1365 | 1425 | 1480 |
| 071 ARMLESS RECLINING CHAIR | 24x40x33/40 | 1085 | 1130 | 1180 | 1225 | 1270 | 1315 | 910 | 955 | 1000 |
| 086 ARMLESS LOVESEAT BUMPER LEFT | 68x40x33/40 | 1695 | 1770 | 1845 | 1925 | 2000 | 2075 | 1315 | 1370 | 1430 |
| 088 ARMLESS CHAIR BUMPER LEFT | 45x40x33/40 | 1080 | 1155 | 1225 | 1295 | 1365 | 1440 | 830 | 865 | 905 |
| 089 ARMLESS CHAIR BUMPER RIGHT | 45x40x33/40 | 1080 | 1155 | 1225 | 1295 | 1365 | 1440 | 830 | 865 | 905 |
| 095 APARTMENT SOFA | 80x40x33/40 | 2210 | 2330 | 2455 | 2575 | 2700 | 2820 | 1735 | 1810 | 1885 |
| 096 APARTMENT SOFA LEFT ARM | 71x40x33/40 | 1930 | 2025 | 2120 | 2220 | 2315 | 2410 | 1490 | 1565 | 1640 |
| 097 APARTMENT SOFA RIGHT ARM | 71x40x33/40 | 1930 | 2025 | 2120 | 2220 | 2315 | 2410 | 1490 | 1565 | 1640 |

BROOKLYN

FEATURES:

- *Wall hugger power recliners with full footrest (manual n/a).
- Manual adjustable headrest on all items (2 on square corner & stationary on wedge).
- Seat cushions with shaped foam + 1" layer of memory foam on top; arm with memory foam.
- Stitching: Small thread in fabric & large flat thread in leather.
- Lounge chair reclining back items with "Push Back" mechanism; wall clearance 10".
- *Excludes 043 & 163 chairs: Wall clearance 16"

Note: 2 recliner seats separated by a corner can not be opened at the same time. No recliner seats beside #155 Small Square Corner.

OPTIONS

- Battery Pack: Add \$125/ea.
- Motorized headrest: Add \$125 ea. (Motorized headrest N/A on stationary & lounge chair items).
- Choice of Large or Small 6" Arm: Leg on LARGE arm: LG187 wood or LG189 metal (Black or Chrome). Leg on SMALL Arm: LG08 wood or LG64 metal. Specify colour.
- Seat Depth: 20" or *22". *22" seat depth N/A on chairs 043 & 163.
- 043 & 163: with wood base, add \$165 (specify colour).

ACCESSORIES (Available only on *items 159-160-190.)

- Metal Cup Holder: \$25 ea. (1 on 160-190 & 2 side by side on 159). Specify colour: Stainless, Black or Antique Gold.
- Accessories: Grommet \$35 ea. | Swivel tray & Wine Glass holder \$20 ea., Tablet holder \$40 & LED Lamp \$50.
- *STORAGE items 159-160-190 with 2 USB/Electric outlets. *Must be used between 2 seats. Pieces are plain (without arm detail) & are not finished on the sides.

| Description | L x D x H | Leather | | | | | | Fabric | | |
|--|-------------|------------|-------------------------------|--|---|----------------------------------|--------------|--------|----------|------|
| | | 10 Pony | 20 Hugo Madras Softy | 30 Empire Fantasy Illusion Tucson Utah Vintage Yukon | 40 Diamond Elegance Princess Santiago Sensation Sunset Trina Victoria | 50 Bull Cassiope Dublin | 60 Caress | A | B COM | C |
| 124 STORAGE OTTOMAN | 30x22x17 | 560 | 580 | 600 | 620 | 645 | 665 | 480 | 500 | 520 |
| 155 SMALL SQUARE CORNER | 40x40x33/40 | 1435 | 1520 | 1605 | 1695 | 1780 | 1865 | 1115 | 1160 | 1200 |
| 159 WEDGE STORAGE | 10/25x35x22 | 560 | 585 | 610 | 640 | 665 | 690 | 430 | 440 | 450 |
| 160 STRAIGHT STORAGE | 10x35x22 | 540 | 565 | 590 | 615 | 645 | 670 | 410 | 420 | 430 |
| 163 DBL SWIVEL ROCKING RECLINER CHAIR | 33x34x42 | 1705 | 1800 | 1895 | 1995 | 2090 | 2190 | 1370 | 1410 | 1445 |
| 165 DOUBLE RECLINING CHAIR | 50x40x33/40 | 1765 | 1850 | 1940 | 2025 | 2110 | 2200 | 1460 | 1515 | 1570 |
| 167 APARTMENT SOFA NO ARM BUMPER LEFT | 82x40x33/40 | 1875 | 1980 | 2080 | 2185 | 2285 | 2385 | 1445 | 1520 | 1595 |
| 168 APARTMENT SOFA NO ARM BUMPER RIGHT | 82x40x33/40 | 1875 | 1980 | 2080 | 2185 | 2285 | 2385 | 1445 | 1520 | 1595 |
| 169 DOUBLE RECLINING CHAIR LEFT ARM | 41x40x33/40 | 1480 | 1545 | 1610 | 1680 | 1745 | 1810 | 1215 | 1280 | 1345 |
| 170 DOUBLE RECLINING CHAIR RIGHT ARM | 41x40x33/40 | 1480 | 1545 | 1610 | 1680 | 1745 | 1810 | 1215 | 1280 | 1345 |
| 171 ARMLESS DOUBLE RECLINING CHAIR | 31x40x33/40 | 1165 | 1210 | 1255 | 1300 | 1345 | 1390 | 955 | 1005 | 1055 |
| 173 DOUBLE LOUNGE CHAIR LEFT ARM | 41x62x33/40 | 1435 | 1515 | 1595 | 1680 | 1760 | 1840 | 1130 | 1200 | 1265 |
| 174 DOUBLE LOUNGE CHAIR RIGHT ARM | 41x62x33/40 | 1435 | 1515 | 1595 | 1680 | 1760 | 1840 | 1130 | 1200 | 1265 |
| 175 DOUBLE CHAIR LEFT ARM | 41x40x33/40 | 1200 | 1270 | 1340 | 1415 | 1485 | 1555 | 945 | 1000 | 1055 |
| 176 DOUBLE CHAIR RIGHT ARM | 41x40x33/40 | 1200 | 1270 | 1340 | 1415 | 1485 | 1555 | 945 | 1000 | 1055 |
| 177 ARMLESS DOUBLE CHAIR | 31x40x33/40 | 895 | 945 | 995 | 1045 | 1095 | 1150 | 680 | 725 | 770 |

BROOKLYN

FEATURES:

- *Wall hugger power recliners with full footrest (manual n/a).
- Manual adjustable headrest on all items (2 on square corner & stationary on wedge).
- Seat cushions with shaped foam + 1" layer of memory foam on top; arm with memory foam.
- Stitching: Small thread in fabric & large flat thread in leather.
- Lounge chair reclining back items with "Push Back" mechanism; wall clearance 10".
- *Excludes 043 & 163 chairs: Wall clearance 16"

Note: 2 recliner seats separated by a corner can not be opened at the same time. No recliner seats beside #155 Small Square Corner.

OPTIONS

- Battery Pack: Add \$125/ea.
- Motorized headrest: Add \$125 ea. (Motorized headrest N/A on stationary & lounge chair items).
- Choice of Large or Small 6" Arm: Leg on LARGE arm: LG187 wood or LG189 metal (Black or Chrome). Leg on SMALL Arm: LG08 wood or LG64 metal. Specify colour.
- Seat Depth: 20" or *22". *22" seat depth N/A on chairs 043 & 163.
- 043 & 163: with wood base, add \$165 (specify colour).

ACCESSORIES (Available only on *items 159-160-190.)

- Metal Cup Holder: \$25 ea. (1 on 160-190 & 2 side by side on 159). Specify colour: Stainless, Black or Antique Gold.
- Accessories: Grommet \$35 ea. | Swivel tray & Wine Glass holder \$20 ea., Tablet holder \$40 & LED Lamp \$50.
- *STORAGE items 159-160-190 with 2 USB/Electric outlets. *Must be used between 2 seats. Pieces are plain (without arm detail) & are not finished on the sides.

| Description | L x D x H | Leather | | | | | | Fabric | | |
|--|----------------|------------|-------------------------------|--|---|----------------------------------|--------------|--------|----------|------|
| | | 10 Pony | 20 Hugo Madras Softy | 30 Empire Fantasy Illusion Tucson Utah Vintage Yukon | 40 Diamond Elegance Princess Santiago Sensation Sunset Trina Victoria | 50 Bull Cassiope Dublin | 60 Caress | A | B COM | C |
| 178 ARMLESS DOUBLE CHAIR BUMPER LEFT | 52x40x33/40 | 1160 | 1230 | 1300 | 1370 | 1445 | 1515 | 910 | 955 | 1000 |
| 179 ARMLESS DOUBLE CHAIR BUMPER RIGHT | 52x40x33/40 | 1160 | 1230 | 1300 | 1370 | 1445 | 1515 | 910 | 955 | 1000 |
| 186 ARMLESS LOVESEAT BUMPER STORAGE-L | 68x40x33/40 | 1815 | 1890 | 1970 | 2045 | 2120 | 2200 | 1435 | 1495 | 1555 |
| 187 ARMLESS LOVESEAT BUMPER STORAGE-R | 68x40x33/40 | 1815 | 1890 | 1970 | 2045 | 2120 | 2200 | 1435 | 1495 | 1555 |
| 188 ARMLESS CHAIR BUMPER STORAGE-L | 45x40x33/40 | 1205 | 1275 | 1345 | 1420 | 1490 | 1560 | 955 | 985 | 1015 |
| 189 ARMLESS CHAIR BUMPER STORAGE-R | 45x40x33/40 | 1205 | 1275 | 1345 | 1420 | 1490 | 1560 | 955 | 985 | 1015 |
| 190 SMALL WEDGE STORAGE | 10/20x35x22 | 540 | 565 | 590 | 615 | 645 | 670 | 410 | 420 | 430 |
| 221 ARMLESS DBL CHAIR BUMPER STORAGE-L | 52x40x33/40 | 1280 | 1350 | 1425 | 1495 | 1565 | 1635 | 1025 | 1075 | 1125 |
| 222 ARMLESS DBL CHAIR BUMPER STORAGE-R | 52x40x33/40 | 1280 | 1350 | 1425 | 1495 | 1565 | 1635 | 1025 | 1075 | 1125 |
| 223 APT SOFA NO ARM BUMPER STORAGE-L | 82x40x33/40 | 1995 | 2100 | 2210 | 2315 | 2425 | 2530 | 1565 | 1640 | 1720 |
| 224 APT SOFA NO ARM BUMPER STORAGE-R | 82x40x33/40 | 1995 | 2100 | 2210 | 2315 | 2425 | 2530 | 1565 | 1640 | 1720 |
| 230 DBLE LOUNGE CHAIR RECLINING BACK L-ARM | 41x62x33/40 | 1575 | 1650 | 1730 | 1805 | 1880 | 1960 | 1235 | 1305 | 1375 |
| 231 DBLE LOUNGE CHAIR RECLINING BACK R-ARM | 41x62x33/40 | 1575 | 1650 | 1730 | 1805 | 1880 | 1960 | 1235 | 1305 | 1375 |
| 232 LOUNGE CHAIR RECLINING BACK LEFT ARM | 34x62x33/40 | 1460 | 1530 | 1600 | 1675 | 1745 | 1815 | 1160 | 1205 | 1250 |
| 233 LOUNGE CHAIR RECLINING BACK RIGHT ARM | 34x62x33/40 | 1460 | 1530 | 1600 | 1675 | 1745 | 1815 | 1160 | 1205 | 1250 |
| 234 SECTIONAL APT SOFA BUMPER LEFT | 96x40/44x33/40 | 2310 | 2440 | 2565 | 2695 | 2820 | 2950 | 1685 | 1765 | 1845 |

BROOKLYN

FEATURES:

- *Wall hugger power recliners with full footrest (manual n/a).
- Manual adjustable headrest on all items (2 on square corner & stationary on wedge).
- Seat cushions with shaped foam + 1" layer of memory foam on top; arm with memory foam.
- Stitching: Small thread in fabric & large flat thread in leather.
- Lounge chair reclining back items with "Push Back" mechanism; wall clearance 10".
- *Excludes 043 & 163 chairs: Wall clearance 16"

Note: 2 recliner seats separated by a corner can not be opened at the same time. No recliner seats beside #155 Small Square Corner.

OPTIONS

- Battery Pack: Add \$125/ea.
- Motorized headrest: Add \$125 ea. (Motorized headrest N/A on stationary & lounge chair items).
- Choice of Large or Small 6" Arm: Leg on LARGE arm: LG187 wood or LG189 metal (Black or Chrome). Leg on SMALL Arm: LG08 wood or LG64 metal. Specify colour.
- Seat Depth: 20" or *22". *22" seat depth N/A on chairs 043 & 163.
- 043 & 163: with wood base, add \$165 (specify colour).

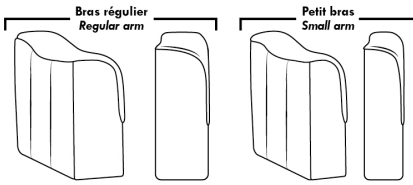
ACCESSORIES (Available only on *items 159-160-190.)

- Metal Cup Holder: \$25 ea. (1 on 160-190 & 2 side by side on 159). Specify colour: Stainless, Black or Antique Gold.
- Accessories: Grommet \$35 ea. | Swivel tray & Wine Glass holder \$20 ea., Tablet holder \$40 & LED Lamp \$50.
- *STORAGE items 159-160-190 with 2 USB/Electric outlets. *Must be used between 2 seats. Pieces are plain (without arm detail) & are not finished on the sides.

| Description | L x D x H | Leather | | | | | | Fabric | | |
|-------------------------------------|----------------|------------|-------------------------------|--|---|----------------------------------|--------------|--------|----------|------|
| | | 10 Pony | 20 Hugo Madras Softy | 30 Empire Fantasy Illusion Tucson Utah Vintage Yukon | 40 Diamond Elegance Princess Santiago Sensation Sunset Trina Victoria | 50 Bull Cassiope Dublin | 60 Caress | A | B COM | C |
| 235 SECTIONAL APT SOFA BUMPER RIGHT | 96x40/44x33/40 | 2310 | 2440 | 2565 | 2695 | 2820 | 2950 | 1685 | 1765 | 1845 |
| CONFIGURATIONS | | | | | | | | | | |
| A CONFIG (169-170) | 81X40X40 | 2960 | 3090 | 3220 | 3360 | 3490 | 3620 | 2430 | 2560 | 2690 |
| B CONFIG (169-171-174) | 113X62X40 | 4080 | 4270 | 4460 | 4660 | 4850 | 5040 | 3300 | 3485 | 3665 |
| C CONFIG (096-055-171-170) | 116X116X40 | 6010 | 6300 | 6590 | 6895 | 7185 | 7475 | 4775 | 5010 | 5240 |
| D CONFIG (169-171-235) | 116X96X40 | 4955 | 5195 | 5430 | 5675 | 5910 | 6150 | 3855 | 4050 | 4245 |
| J CONFIG (041-042) | 67X40X40 | 2810 | 2920 | 3030 | 3140 | 3250 | 3370 | 2330 | 2400 | 2470 |
| K CONFIG (041-071-005) | 92X62X40 | 3815 | 3970 | 4135 | 4290 | 4445 | 4605 | 3120 | 3245 | 3370 |
| L CONFIG (012-055-071-042) | 102X102X40 | 5670 | 5935 | 6205 | 6480 | 6745 | 7015 | 4555 | 4740 | 4915 |
| M CONFIG (041-071-024) | 102X89X40 | 4725 | 4960 | 5205 | 5440 | 5680 | 5920 | 3685 | 3850 | 4010 |

BROOKLYN

OPTIMA

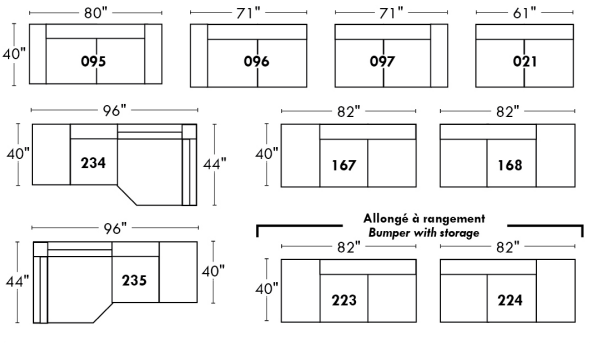


Spécifications | Specifications

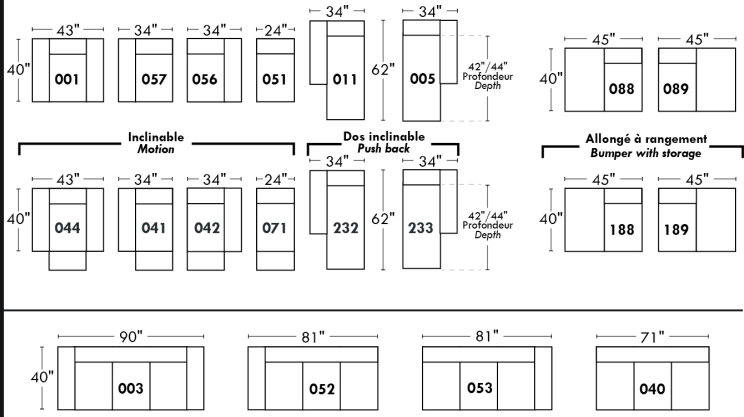
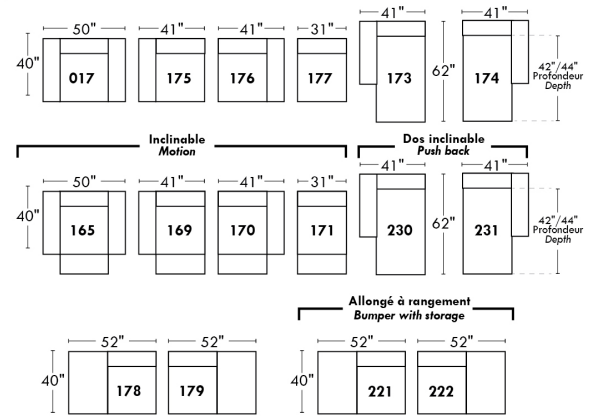
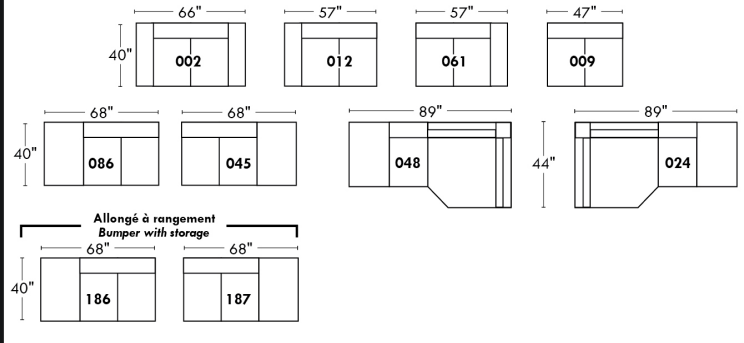
- Appui-tête levé / Headrest up
- Appui-tête baissé / Headrest down
- Complètement incliné / Fully reclined

- (A) Hauteur complète 40" / Total Height
- (B) Hauteur appui-tête baissé 33" / Height headrest down
- (C) Hauteur du bras 24" / Arm Height
- (D) Hauteur du siège 19,5" / Seat height
- (E) Profondeur inclinée 65" / Depth fully reclined
- (F) Profondeur d'assise 20" ou/ou 22" / Seat depth
- (G) Profondeur appui-tête monté 36" / Depth with headrest up

Siège 30" de large | 30" Seat Width

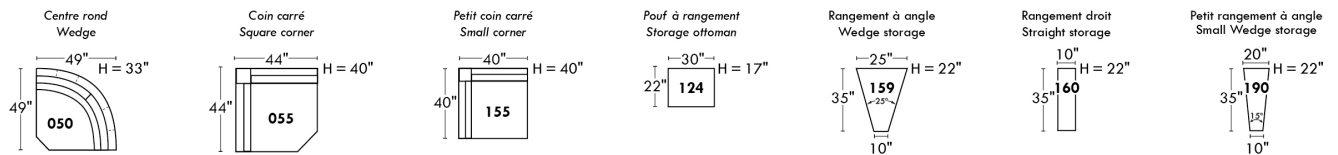


Siège 23" de large | 23" Seat Width

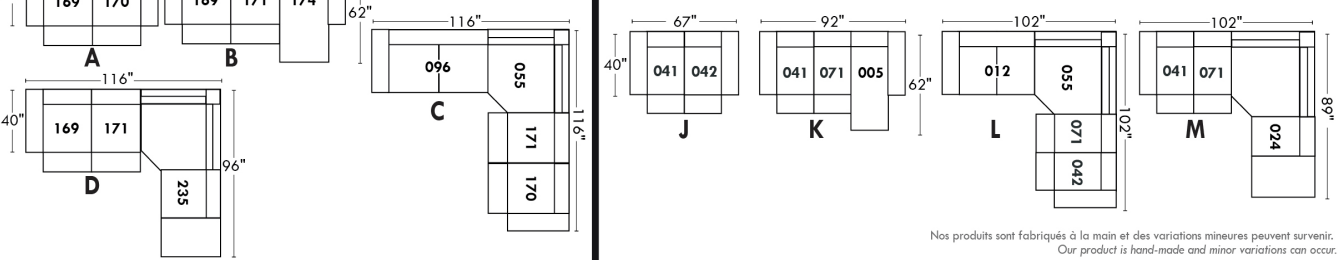


Autres | Others

Fauteuil berçant, pivotant et inclinable / **Swivel, rocking motion chair**
 N'est pas un mécanisme protège-mur / Not a wall hugger mechanism
 Dégagement mural: 16" / Wall clearance: 16"



30" Populaires | Popular CONFIGURATIONS 23"



Nos produits sont fabriqués à la main et des variations mineures peuvent survenir. / Our product is hand-made and minor variations can occur.

BRUXELLES

FEATURES:

- *Wall hugger power recliners with full footrest (manual n/a).
- Manual adjustable headrest on all items (2 on square corner & stationary on wedge).
- Seat cushions with shaped foam + 1" layer of memory foam on top; arm with memory foam.
- Stitching: Small thread in fabric & large flat thread in leather.
- Lounge chair reclining back items with "Push Back" mechanism; wall clearance 10".
- *Excludes 043 & 163 chairs: Wall clearance 16"

Note: 2 recliner seats separated by a corner can not be opened at the same time. No recliner seats beside #155 Small Square Corner.

OPTIONS

- Battery Pack: Add \$125/ea.
- Motorized headrest: Add \$125 ea. (Motorized headrest N/A on stationary & lounge chair items).
- Choice of arms: (Large or the Small 6" Arm): Leg on LARGE arm: LG103 wood, Metal: LG189 cyl. (Black or Chrome). SMALL Arm: LG08 wood, Metal: LG196 cyl. (Black or Chrome) or LG64 (sq). Specify colour.
- Seat Depth: 20" or *22". *22" seat depth N/A on chairs 043 & 163.
- 043 & 163 Chairs: with wood base, add \$165 (specify colour).

ACCESSORIES (n/a on small arm)

- Grommet \$35 ea | Swivel tray & Wine Glass holder \$20 ea., Tablet holder \$40 & LED Lamp \$50.
- Metal Cup Holder: \$25 ea. (1 per arm/160/190 & 2 side by side on 159). Specify colour: Stainless, Black or Gold.
- *STORAGE items 159-160-190 with 2 USB/Electric outlets. *Must be used between 2 seats.

| Description | L x D x H | Leather | | | | | | Fabric | | |
|-------------------------------------|----------------|------------|-------------------------------|--|---|----------------------------------|--------------|--------|----------|------|
| | | 10 Pony | 20 Hugo Madras Softy | 30 Empire Fantasy Illusion Tucson Utah Vintage Yukon | 40 Diamond Elegance Princess Santiago Sensation Sunset Trina Victoria | 50 Bull Cassiope Dublin | 60 Caress | A | B COM | C |
| 001 CHAIR | 44x40x33/40 | 1420 | 1500 | 1580 | 1665 | 1745 | 1825 | 1130 | 1165 | 1195 |
| 002 LOVESEAT | 67x40x33/40 | 2030 | 2125 | 2225 | 2320 | 2415 | 2515 | 1600 | 1665 | 1725 |
| 003 SOFA | 91x40x33/40 | 2450 | 2575 | 2705 | 2830 | 2960 | 3085 | 1935 | 2010 | 2085 |
| 005 LOUNGE CHAIR RIGHT ARM | 34x62x33/40 | 1325 | 1380 | 1440 | 1495 | 1550 | 1605 | 1045 | 1090 | 1135 |
| 009 ARMLESS LOVESEAT | 47x40x33/40 | 1425 | 1485 | 1545 | 1605 | 1670 | 1730 | 1100 | 1165 | 1225 |
| 011 LOUNGE CHAIR LEFT ARM | 34x62x33/40 | 1325 | 1380 | 1440 | 1495 | 1550 | 1605 | 1045 | 1090 | 1135 |
| 012 LOVESEAT LEFT ARM | 57x40x33/40 | 1745 | 1825 | 1905 | 1990 | 2070 | 2150 | 1365 | 1425 | 1480 |
| 017 DOUBLE CHAIR | 51x40x33/40 | 1490 | 1575 | 1665 | 1750 | 1835 | 1925 | 1180 | 1230 | 1280 |
| 021 APARTMENT SOFA NO ARM | 61x40x33/40 | 1605 | 1695 | 1780 | 1865 | 1955 | 2040 | 1235 | 1305 | 1375 |
| 024 SECTIONAL LOVESEAT BUMPER RIGHT | 89x40/44x33/40 | 2235 | 2370 | 2510 | 2645 | 2785 | 2920 | 1610 | 1695 | 1775 |
| 040 ARMLESS SOFA | 71x40x33/40 | 1840 | 1935 | 2025 | 2115 | 2210 | 2300 | 1435 | 1515 | 1595 |
| 041 RECLINING CHAIR LEFT ARM | 34x40x33/40 | 1405 | 1460 | 1515 | 1570 | 1625 | 1685 | 1165 | 1200 | 1235 |
| 042 RECLINING CHAIR RIGHT ARM | 34x40x33/40 | 1405 | 1460 | 1515 | 1570 | 1625 | 1685 | 1165 | 1200 | 1235 |
| 043 SWIVEL ROCKING RECLINING CHAIR | 30x34x42 | 1665 | 1755 | 1845 | 1940 | 2030 | 2120 | 1365 | 1405 | 1440 |
| 044 RECLINER CHAIR | 44x40x33/40 | 1695 | 1765 | 1835 | 1905 | 1980 | 2050 | 1405 | 1435 | 1465 |
| 045 ARMLESS LOVESEAT BUMPER RIGHT | 68x40x33/40 | 1695 | 1770 | 1845 | 1925 | 2000 | 2075 | 1315 | 1370 | 1430 |

BRUXELLES

FEATURES:

- *Wall hugger power recliners with full footrest (manual n/a).
- Manual adjustable headrest on all items (2 on square corner & stationary on wedge).
- Seat cushions with shaped foam + 1" layer of memory foam on top; arm with memory foam.
- Stitching: Small thread in fabric & large flat thread in leather.
- Lounge chair reclining back items with "Push Back" mechanism; wall clearance 10".
- *Excludes 043 & 163 chairs: Wall clearance 16"

Note: 2 recliner seats separated by a corner can not be opened at the same time. No recliner seats beside #155 Small Square Corner.

OPTIONS

- Battery Pack: Add \$125/ea.
- Motorized headrest: Add \$125 ea. (Motorized headrest N/A on stationary & lounge chair items).
- Choice of arms: (Large or the Small 6" Arm): Leg on LARGE arm: LG103 wood, Metal: LG189 cyl. (Black or Chrome). SMALL Arm: LG08 wood, Metal: LG196 cyl. (Black or Chrome) or LG64 (sq). Specify colour.
- Seat Depth: 20" or *22". *22" seat depth N/A on chairs 043 & 163.
- 043 & 163 Chairs: with wood base, add \$165 (specify colour).

ACCESSORIES (n/a on small arm)

- Grommet \$35 ea | Swivel tray & Wine Glass holder \$20 ea., Tablet holder \$40 & LED Lamp \$50.
- Metal Cup Holder: \$25 ea. (1 per arm/160/190 & 2 side by side on 159). Specify colour: Stainless, Black or Gold.
- *STORAGE items 159-160-190 with 2 USB/Electric outlets. *Must be used between 2 seats.

| Description | L x D x H | Leather | | | | | | Fabric | | |
|------------------------------------|----------------|------------|-------------------------------|--|---|----------------------------------|--------------|--------|----------|------|
| | | 10 Pony | 20 Hugo Madras Softy | 30 Empire Fantasy Illusion Tucson Utah Vintage Yukon | 40 Diamond Elegance Princess Santiago Sensation Sunset Trina Victoria | 50 Bull Cassiope Dublin | 60 Caress | A | B COM | C |
| 048 SECTIONAL LOVESEAT BUMPER LEFT | 89x40/44x33/40 | 2235 | 2370 | 2510 | 2645 | 2785 | 2920 | 1610 | 1695 | 1775 |
| 050 WEDGE | 49x49x33 | 1240 | 1320 | 1405 | 1485 | 1565 | 1645 | 895 | 940 | 985 |
| 051 ARMLESS CHAIR | 24x40x33/40 | 815 | 855 | 900 | 940 | 980 | 1020 | 625 | 670 | 710 |
| 052 SOFA LEFT ARM | 81x40x33/40 | 2160 | 2265 | 2365 | 2470 | 2570 | 2670 | 1695 | 1770 | 1845 |
| 053 SOFA RIGHT ARM | 81x40x33/40 | 2160 | 2265 | 2365 | 2470 | 2570 | 2670 | 1695 | 1770 | 1845 |
| 055 SQUARE CORNER | 44x44x33/40 | 1435 | 1520 | 1605 | 1695 | 1780 | 1865 | 1115 | 1160 | 1200 |
| 056 CHAIR RIGHT ARM | 34x40x33/40 | 1135 | 1190 | 1240 | 1290 | 1340 | 1390 | 885 | 930 | 970 |
| 057 CHAIR LEFT ARM | 34x40x33/40 | 1135 | 1190 | 1240 | 1290 | 1340 | 1390 | 885 | 930 | 970 |
| 061 LOVESEAT RIGHT ARM | 57x40x33/40 | 1745 | 1825 | 1905 | 1990 | 2070 | 2150 | 1365 | 1425 | 1480 |
| 071 ARMLESS RECLINING CHAIR | 24x40x33/40 | 1085 | 1130 | 1180 | 1225 | 1270 | 1315 | 910 | 955 | 1000 |
| 086 ARMLESS LOVESEAT BUMPER LEFT | 68x40x33/40 | 1695 | 1770 | 1845 | 1925 | 2000 | 2075 | 1315 | 1370 | 1430 |
| 088 ARMLESS CHAIR BUMPER LEFT | 45x40x33/40 | 1080 | 1155 | 1225 | 1295 | 1365 | 1440 | 830 | 865 | 905 |
| 089 ARMLESS CHAIR BUMPER RIGHT | 45x40x33/40 | 1080 | 1155 | 1225 | 1295 | 1365 | 1440 | 830 | 865 | 905 |
| 095 APARTMENT SOFA | 81x40x33/40 | 2210 | 2330 | 2455 | 2575 | 2700 | 2820 | 1735 | 1810 | 1885 |
| 096 APARTMENT SOFA LEFT ARM | 71x40x33/40 | 1930 | 2025 | 2120 | 2220 | 2315 | 2410 | 1490 | 1565 | 1640 |
| 097 APARTMENT SOFA RIGHT ARM | 71x40x33/40 | 1930 | 2025 | 2120 | 2220 | 2315 | 2410 | 1490 | 1565 | 1640 |
| 124 STORAGE OTTOMAN | 30x22x17 | 560 | 580 | 600 | 620 | 645 | 665 | 480 | 500 | 520 |

BRUXELLES

FEATURES:

- *Wall hugger power recliners with full footrest (manual n/a).
- Manual adjustable headrest on all items (2 on square corner & stationary on wedge).
- Seat cushions with shaped foam + 1" layer of memory foam on top; arm with memory foam.
- Stitching: Small thread in fabric & large flat thread in leather.
- Lounge chair reclining back items with "Push Back" mechanism; wall clearance 10".
- *Excludes 043 & 163 chairs: Wall clearance 16"

Note: 2 recliner seats separated by a corner can not be opened at the same time. No recliner seats beside #155 Small Square Corner.

OPTIONS

- Battery Pack: Add \$125/ea.
- Motorized headrest: Add \$125 ea. (Motorized headrest N/A on stationary & lounge chair items).
- Choice of arms: (Large or the Small 6" Arm): Leg on LARGE arm: LG103 wood, Metal: LG189 cyl. (Black or Chrome). SMALL Arm: LG08 wood, Metal: LG196 cyl. (Black or Chrome) or LG64 (sq). Specify colour.
- Seat Depth: 20" or *22". *22" seat depth N/A on chairs 043 & 163.
- 043 & 163 Chairs: with wood base, add \$165 (specify colour).

ACCESSORIES (n/a on small arm)

- Grommet \$35 ea | Swivel tray & Wine Glass holder \$20 ea., Tablet holder \$40 & LED Lamp \$50.
- Metal Cup Holder: \$25 ea. (1 per arm/160/190 & 2 side by side on 159). Specify colour: Stainless, Black or Gold.
- *STORAGE items 159-160-190 with 2 USB/Electric outlets. *Must be used between 2 seats.

| Description | L x D x H | Leather | | | | | | Fabric | | |
|--|-------------|------------|-------------------------------|--|---|----------------------------------|--------------|--------|----------|------|
| | | 10 Pony | 20 Hugo Madras Softy | 30 Empire Fantasy Illusion Tucson Utah Vintage Yukon | 40 Diamond Elegance Princess Santiago Sensation Sunset Trina Victoria | 50 Bull Cassiope Dublin | 60 Caress | A | B COM | C |
| 155 SMALL SQUARE CORNER | 40x40x33/40 | 1435 | 1520 | 1605 | 1695 | 1780 | 1865 | 1115 | 1160 | 1200 |
| 159 WEDGE STORAGE | 10/25x35x22 | 560 | 585 | 610 | 640 | 665 | 690 | 430 | 440 | 450 |
| 160 STRAIGHT STORAGE | 10x35x22 | 540 | 565 | 590 | 615 | 645 | 670 | 410 | 420 | 430 |
| 163 DBL SWIVEL ROCKING RECLINER CHAIR | 33x34x42 | 1705 | 1800 | 1895 | 1995 | 2090 | 2190 | 1370 | 1410 | 1445 |
| 165 DOUBLE RECLINING CHAIR | 51x40x33/40 | 1765 | 1850 | 1940 | 2025 | 2110 | 2200 | 1460 | 1515 | 1570 |
| 167 APARTMENT SOFA NO ARM BUMPER LEFT | 82x40x33/40 | 1875 | 1980 | 2080 | 2185 | 2285 | 2385 | 1445 | 1520 | 1595 |
| 168 APARTMENT SOFA NO ARM BUMPER RIGHT | 82x40x33/40 | 1875 | 1980 | 2080 | 2185 | 2285 | 2385 | 1445 | 1520 | 1595 |
| 169 DOUBLE RECLINING CHAIR LEFT ARM | 41x40x33/40 | 1480 | 1545 | 1610 | 1680 | 1745 | 1810 | 1215 | 1280 | 1345 |
| 170 DOUBLE RECLINING CHAIR RIGHT ARM | 41x40x33/40 | 1480 | 1545 | 1610 | 1680 | 1745 | 1810 | 1215 | 1280 | 1345 |
| 171 ARMLESS DOUBLE RECLINING CHAIR | 31x40x33/40 | 1165 | 1210 | 1255 | 1300 | 1345 | 1390 | 955 | 1005 | 1055 |
| 173 DOUBLE LOUNGE CHAIR LEFT ARM | 41x62x33/40 | 1435 | 1515 | 1595 | 1680 | 1760 | 1840 | 1130 | 1200 | 1265 |
| 174 DOUBLE LOUNGE CHAIR RIGHT ARM | 41x62x33/40 | 1435 | 1515 | 1595 | 1680 | 1760 | 1840 | 1130 | 1200 | 1265 |
| 175 DOUBLE CHAIR LEFT ARM | 41x40x33/40 | 1200 | 1270 | 1340 | 1415 | 1485 | 1555 | 945 | 1000 | 1055 |
| 176 DOUBLE CHAIR RIGHT ARM | 41x40x33/40 | 1200 | 1270 | 1340 | 1415 | 1485 | 1555 | 945 | 1000 | 1055 |
| 177 ARMLESS DOUBLE CHAIR | 31x40x33/40 | 895 | 945 | 995 | 1045 | 1095 | 1150 | 680 | 725 | 770 |
| 178 ARMLESS DOUBLE CHAIR BUMPER LEFT | 52x40x33/40 | 1160 | 1230 | 1300 | 1370 | 1445 | 1515 | 910 | 955 | 1000 |
| 179 ARMLESS DOUBLE CHAIR BUMPER RIGHT | 52x40x33/40 | 1160 | 1230 | 1300 | 1370 | 1445 | 1515 | 910 | 955 | 1000 |

BRUXELLES

FEATURES:

- *Wall hugger power recliners with full footrest (manual n/a).
- Manual adjustable headrest on all items (2 on square corner & stationary on wedge).
- Seat cushions with shaped foam + 1" layer of memory foam on top; arm with memory foam.
- Stitching: Small thread in fabric & large flat thread in leather.
- Lounge chair reclining back items with "Push Back" mechanism; wall clearance 10".
- *Excludes 043 & 163 chairs: Wall clearance 16"

Note: 2 recliner seats separated by a corner can not be opened at the same time. No recliner seats beside #155 Small Square Corner.

OPTIONS

- Battery Pack: Add \$125/ea.
- Motorized headrest: Add \$125 ea. (Motorized headrest N/A on stationary & lounge chair items).
- Choice of arms: (Large or the Small 6" Arm): Leg on LARGE arm: LG103 wood, Metal: LG189 cyl. (Black or Chrome). SMALL Arm: LG08 wood, Metal: LG196 cyl. (Black or Chrome) or LG64 (sq). Specify colour.
- Seat Depth: 20" or *22". *22" seat depth N/A on chairs 043 & 163.
- 043 & 163 Chairs: with wood base, add \$165 (specify colour).

ACCESSORIES (n/a on small arm)

- Grommet \$35 ea | Swivel tray & Wine Glass holder \$20 ea., Tablet holder \$40 & LED Lamp \$50.
- Metal Cup Holder: \$25 ea. (1 per arm/160/190 & 2 side by side on 159). Specify colour: Stainless, Black or Gold.
- *STORAGE items 159-160-190 with 2 USB/Electric outlets. *Must be used between 2 seats.

| Description | L x D x H | Leather | | | | | | Fabric | | |
|--|----------------|------------|-------------------------------|--|---|----------------------------------|--------------|--------|----------|------|
| | | 10 Pony | 20 Hugo Madras Softy | 30 Empire Fantasy Illusion Tucson Utah Vintage Yukon | 40 Diamond Elegance Princess Santiago Sensation Sunset Trina Victoria | 50 Bull Cassiope Dublin | 60 Caress | A | B COM | C |
| 186 ARMLESS LOVESEAT BUMPER STORAGE-L | 68x40x33/40 | 1815 | 1890 | 1970 | 2045 | 2120 | 2200 | 1435 | 1495 | 1555 |
| 187 ARMLESS LOVESEAT BUMPER STORAGE-R | 68x40x33/40 | 1815 | 1890 | 1970 | 2045 | 2120 | 2200 | 1435 | 1495 | 1555 |
| 188 ARMLESS CHAIR BUMPER STORAGE-L | 45x40x33/40 | 1205 | 1275 | 1345 | 1420 | 1490 | 1560 | 955 | 985 | 1015 |
| 189 ARMLESS CHAIR BUMPER STORAGE-R | 45x40x33/40 | 1205 | 1275 | 1345 | 1420 | 1490 | 1560 | 955 | 985 | 1015 |
| 190 SMALL WEDGE STORAGE | 10/20x35x22 | 540 | 565 | 590 | 615 | 645 | 670 | 410 | 420 | 430 |
| 221 ARMLESS DBL CHAIR BUMPER STORAGE-L | 52x40x33/40 | 1280 | 1350 | 1425 | 1495 | 1565 | 1635 | 1025 | 1075 | 1125 |
| 222 ARMLESS DBL CHAIR BUMPER STORAGE-R | 52x40x33/40 | 1280 | 1350 | 1425 | 1495 | 1565 | 1635 | 1025 | 1075 | 1125 |
| 223 APT SOFA NO ARM BUMPER STORAGE-L | 82x40x33/40 | 1995 | 2100 | 2210 | 2315 | 2425 | 2530 | 1565 | 1640 | 1720 |
| 224 APT SOFA NO ARM BUMPER STORAGE-R | 82x40x33/40 | 1995 | 2100 | 2210 | 2315 | 2425 | 2530 | 1565 | 1640 | 1720 |
| 230 DBLE LOUNGE CHAIR RECLINING BACK L-ARM | 41x62x33/40 | 1575 | 1650 | 1730 | 1805 | 1880 | 1960 | 1235 | 1305 | 1375 |
| 231 DBLE LOUNGE CHAIR RECLINING BACK R-ARM | 41x62x33/40 | 1575 | 1650 | 1730 | 1805 | 1880 | 1960 | 1235 | 1305 | 1375 |
| 232 LOUNGE CHAIR RECLINING BACK LEFT ARM | 34x62x33/40 | 1460 | 1530 | 1600 | 1675 | 1745 | 1815 | 1160 | 1205 | 1250 |
| 233 LOUNGE CHAIR RECLINING BACK RIGHT ARM | 34x62x33/40 | 1460 | 1530 | 1600 | 1675 | 1745 | 1815 | 1160 | 1205 | 1250 |
| 234 SECTIONAL APT SOFA BUMPER LEFT | 96x40/44x33/40 | 2310 | 2440 | 2565 | 2695 | 2820 | 2950 | 1685 | 1765 | 1845 |
| 235 SECTIONAL APT SOFA BUMPER RIGHT | 96x40/44x33/40 | 2310 | 2440 | 2565 | 2695 | 2820 | 2950 | 1685 | 1765 | 1845 |
| CONFIGURATIONS | | | | | | | | | | |
| A CONFIG (169-170) | 82X40X40 | 2960 | 3090 | 3220 | 3360 | 3490 | 3620 | 2430 | 2560 | 2690 |

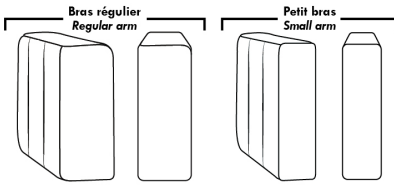
CDN Price List

BRUXELLES

| Description | L x D x H | Leather | | | | | | Fabric | | |
|----------------------------|------------|------------|-------------------------------|--|---|----------------------------------|--------------|--------|----------|------|
| | | 10 Pony | 20 Hugo Madras Softy | 30 Empire Fantasy Illusion Tucson Utah Vintage Yukon | 40 Diamond Elegance Princess Santiago Sensation Sunset Trina Victoria | 50 Bull Cassiope Dublin | 60 Caress | A | B COM | C |
| B CONFIG (169-171-174) | 113X62X40 | 4080 | 4270 | 4460 | 4660 | 4850 | 5040 | 3300 | 3485 | 3665 |
| C CONFIG (096-055-171-170) | 115X115X40 | 6010 | 6300 | 6590 | 6895 | 7185 | 7475 | 4775 | 5010 | 5240 |
| D CONFIG (169-171-235) | 115X96X40 | 4955 | 5195 | 5430 | 5675 | 5910 | 6150 | 3855 | 4050 | 4245 |
| J CONFIG (041-042) | 68X40X40 | 2810 | 2920 | 3030 | 3140 | 3250 | 3370 | 2330 | 2400 | 2470 |
| K CONFIG (041-071-005) | 92X62X40 | 3815 | 3970 | 4135 | 4290 | 4445 | 4605 | 3120 | 3245 | 3370 |
| L CONFIG (012-055-071-042) | 102X102X40 | 5670 | 5935 | 6205 | 6480 | 6745 | 7015 | 4555 | 4740 | 4915 |
| M CONFIG (041-071-024) | 102X89X40 | 4725 | 4960 | 5205 | 5440 | 5680 | 5920 | 3685 | 3850 | 4010 |

BRUXELLES

OPTIMA

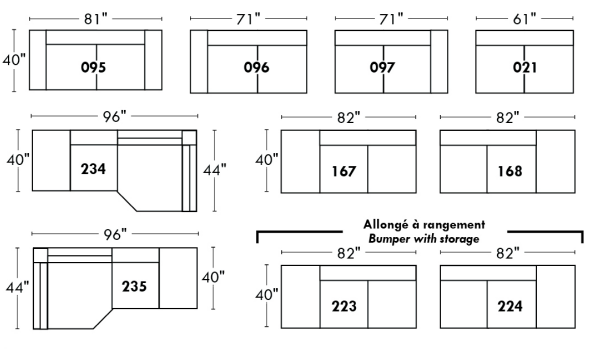


Spécifications | Specifications

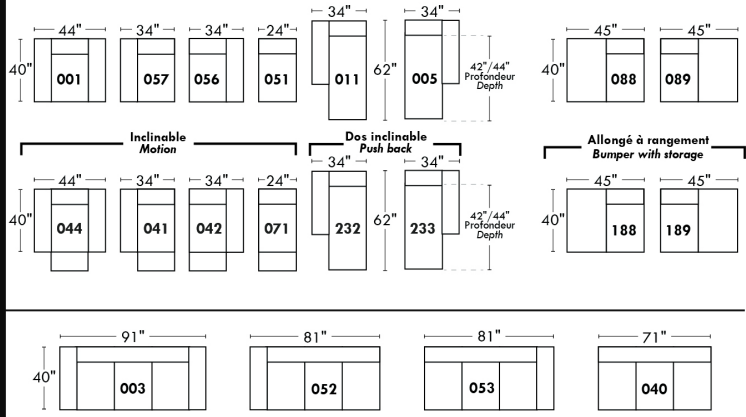
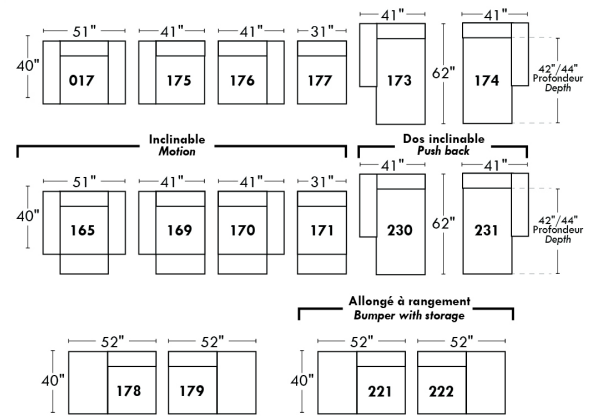
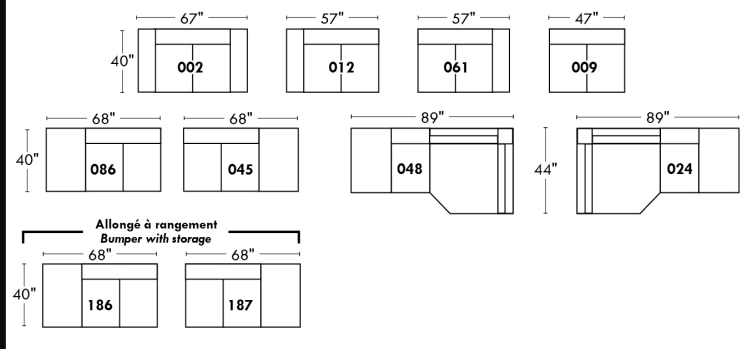
Appui-tête levé Headrest up
 Appui-tête baissé Headrest down
 Complètement incliné Fully reclined

(A) Hauteur complète 40" Total Height
 (B) Hauteur appui-tête baissé 33" Height headrest down
 (C) Hauteur du bras 24" Arm Height
 (D) Hauteur du siège 19,5" Seat height
 (E) Profondeur inclinée 65" Depth fully reclined
 (F) Profondeur d'assise 20" ou/ou 22" Seat depth
 (G) Profondeur appui-tête monté 36" Depth with headrest up

Siège 30" de large | 30" Seat Width



Siège 23" de large | 23" Seat Width

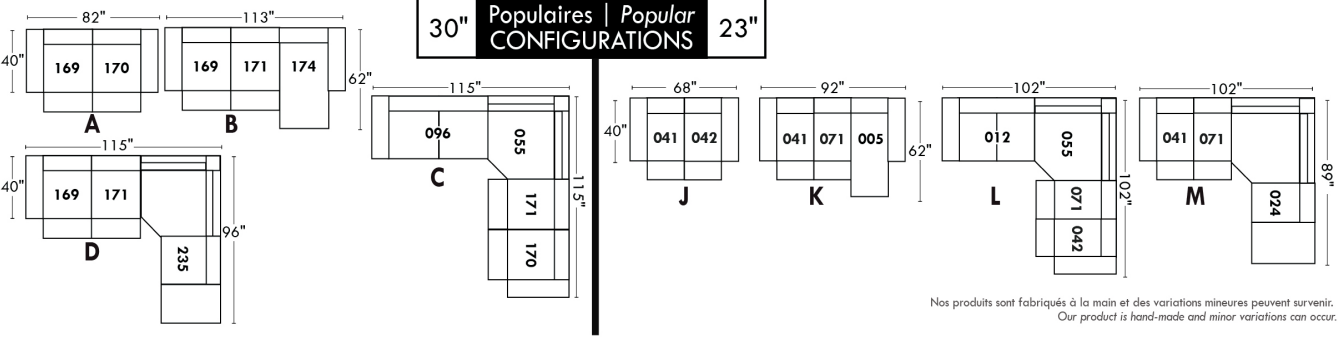
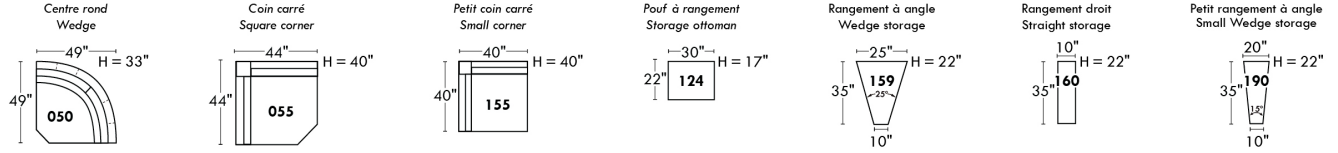


Autres | Others

Fauteuil berçant, pivotant et inclinable / **Swivel, rocking motion chair**

N'est pas un mécanisme protège-mur / Not a wall hugger mechanism

Dégagement mural: 16" / Wall clearance: 16"



Nos produits sont fabriqués à la main et des variations mineures peuvent survenir. Our product is hand-made and minor variations can occur.

BUDAPEST

FEATURES:

- *Wall hugger power recliners with full footrest (manual n/a).
- Manual adjustable headrest on all items (2 on square corner & stationary on wedge).
- Seat cushions with shaped foam + 1" layer of memory foam on top; arm with memory foam.
- Stitching: Small thread in fabric & large flat thread in leather.
- Lounge chair reclining back items with "Push Back" mechanism; wall clearance 10".
- *Excludes 043 & 163 chairs: Wall clearance 16"

Note: 2 recliner seats separated by a corner can not be opened at the same time. No recliner seats beside #155 Small Square Corner.

OPTIONS

- Battery Pack: ADD \$125/ea.
- Motorized headrest: ADD \$125 ea. (Motorized headrest N/A on stationary & lounge chair items).
- Choice of Large or Small 6" Arm: Leg on LARGE arm: LG103 wood or LG189 metal (Black or Chrome). SMALL Arm: LG08 wood or Metal: LG196 cyl. (Black or Chrome) or LG64 (sq). Specify colour.
- Seat Depth: 20" or *22". *22" seat depth N/A on chairs 043 & 163.
- 043 & 163 Chairs: with wood base, add \$165 (specify colour).

ACCESSORIES (n/a on small 6" arm)

- Grommet \$35 ea | Swivel tray & Wine Glass holder \$20 ea., Tablet holder \$40 & LED Lamp \$50.
- Metal Cup Holder: \$25 ea. (1 per arm/160/190 & 2 side by side on 159). Specify colour: Stainless, Black or Gold.
- *STORAGE items 159-160-190 with 2 USB/Electric outlets. *Must be used between 2 seats. Pieces are plain (without arm detail) & are not finished on the sides.

| Description | L x D x H | Leather | | | | | | Fabric | | |
|-------------------------------------|----------------|------------|-------------------------------|--|---|----------------------------------|--------------|--------|----------|------|
| | | 10 Pony | 20 Hugo Madras Softy | 30 Empire Fantasy Illusion Tucson Utah Vintage Yukon | 40 Diamond Elegance Princess Santiago Sensation Sunset Trina Victoria | 50 Bull Cassiope Dublin | 60 Caress | A | B COM | C |
| 001 CHAIR | 44x40x33/40 | 1420 | 1500 | 1580 | 1665 | 1745 | 1825 | 1130 | 1165 | 1195 |
| 002 LOVESEAT | 67x40x33/40 | 2030 | 2125 | 2225 | 2320 | 2415 | 2515 | 1600 | 1665 | 1725 |
| 003 SOFA | 91x40x33/40 | 2450 | 2575 | 2705 | 2830 | 2960 | 3085 | 1935 | 2010 | 2085 |
| 005 LOUNGE CHAIR RIGHT ARM | 34x62x33/40 | 1325 | 1380 | 1440 | 1495 | 1550 | 1605 | 1045 | 1090 | 1135 |
| 009 ARMLESS LOVESEAT | 47x40x33/40 | 1425 | 1485 | 1545 | 1605 | 1670 | 1730 | 1100 | 1165 | 1225 |
| 011 LOUNGE CHAIR LEFT ARM | 34x62x33/40 | 1325 | 1380 | 1440 | 1495 | 1550 | 1605 | 1045 | 1090 | 1135 |
| 012 LOVESEAT LEFT ARM | 57x40x33/40 | 1745 | 1825 | 1905 | 1990 | 2070 | 2150 | 1365 | 1425 | 1480 |
| 017 DOUBLE CHAIR | 51x40x33/40 | 1490 | 1575 | 1665 | 1750 | 1835 | 1925 | 1180 | 1230 | 1280 |
| 021 APARTMENT SOFA NO ARM | 61x40x33/40 | 1605 | 1695 | 1780 | 1865 | 1955 | 2040 | 1235 | 1305 | 1375 |
| 024 SECTIONAL LOVESEAT BUMPER RIGHT | 89x40/44x33/40 | 2235 | 2370 | 2510 | 2645 | 2785 | 2920 | 1610 | 1695 | 1775 |
| 040 ARMLESS SOFA | 71x40x33/40 | 1840 | 1935 | 2025 | 2115 | 2210 | 2300 | 1435 | 1515 | 1595 |
| 041 RECLINING CHAIR LEFT ARM | 34x40x33/40 | 1405 | 1460 | 1515 | 1570 | 1625 | 1685 | 1165 | 1200 | 1235 |
| 042 RECLINING CHAIR RIGHT ARM | 34x40x33/40 | 1405 | 1460 | 1515 | 1570 | 1625 | 1685 | 1165 | 1200 | 1235 |
| 043 SWIVEL ROCKING RECLINING CHAIR | 30x34x42 | 1665 | 1755 | 1845 | 1940 | 2030 | 2120 | 1365 | 1405 | 1440 |
| 044 RECLINER CHAIR | 44x40x33/40 | 1695 | 1765 | 1835 | 1905 | 1980 | 2050 | 1405 | 1435 | 1465 |
| 045 ARMLESS LOVESEAT BUMPER RIGHT | 68x40x33/40 | 1695 | 1770 | 1845 | 1925 | 2000 | 2075 | 1315 | 1370 | 1430 |

BUDAPEST

FEATURES:

- *Wall hugger power recliners with full footrest (manual n/a).
- Manual adjustable headrest on all items (2 on square corner & stationary on wedge).
- Seat cushions with shaped foam + 1" layer of memory foam on top; arm with memory foam.
- Stitching: Small thread in fabric & large flat thread in leather.
- Lounge chair reclining back items with "Push Back" mechanism; wall clearance 10".
- *Excludes 043 & 163 chairs: Wall clearance 16"

Note: 2 recliner seats separated by a corner can not be opened at the same time. No recliner seats beside #155 Small Square Corner.

OPTIONS

- Battery Pack: ADD \$125/ea.
- Motorized headrest: ADD \$125 ea. (Motorized headrest N/A on stationary & lounge chair items).
- Choice of Large or Small 6" Arm: Leg on LARGE arm: LG103 wood or LG189 metal (Black or Chrome). SMALL Arm: LG08 wood or Metal: LG196 cyl. (Black or Chrome) or LG64 (sq). Specify colour.
- Seat Depth: 20" or *22". *22" seat depth N/A on chairs 043 & 163.
- 043 & 163 Chairs: with wood base, add \$165 (specify colour).

ACCESSORIES (n/a on small 6" arm)

- Grommet \$35 ea | Swivel tray & Wine Glass holder \$20 ea., Tablet holder \$40 & LED Lamp \$50.
- Metal Cup Holder: \$25 ea. (1 per arm/160/190 & 2 side by side on 159). Specify colour: Stainless, Black or Gold.
- *STORAGE items 159-160-190 with 2 USB/Electric outlets. *Must be used between 2 seats. Pieces are plain (without arm detail) & are not finished on the sides.

| Description | L x D x H | Leather | | | | | | Fabric | | |
|------------------------------------|----------------|------------|-------------------------------|--|---|----------------------------------|--------------|--------|----------|------|
| | | 10 Pony | 20 Hugo Madras Softy | 30 Empire Fantasy Illusion Tucson Utah Vintage Yukon | 40 Diamond Elegance Princess Santiago Sensation Sunset Trina Victoria | 50 Bull Cassiope Dublin | 60 Caress | A | B COM | C |
| 048 SECTIONAL LOVESEAT BUMPER LEFT | 89x40/44x33/40 | 2235 | 2370 | 2510 | 2645 | 2785 | 2920 | 1610 | 1695 | 1775 |
| 050 WEDGE | 49x49x33 | 1240 | 1320 | 1405 | 1485 | 1565 | 1645 | 895 | 940 | 985 |
| 051 ARMLESS CHAIR | 24x40x33/40 | 815 | 855 | 900 | 940 | 980 | 1020 | 625 | 670 | 710 |
| 052 SOFA LEFT ARM | 81x40x33/40 | 2160 | 2265 | 2365 | 2470 | 2570 | 2670 | 1695 | 1770 | 1845 |
| 053 SOFA RIGHT ARM | 81x40x33/40 | 2160 | 2265 | 2365 | 2470 | 2570 | 2670 | 1695 | 1770 | 1845 |
| 055 SQUARE CORNER | 44x44x33/40 | 1435 | 1520 | 1605 | 1695 | 1780 | 1865 | 1115 | 1160 | 1200 |
| 056 CHAIR RIGHT ARM | 34x40x33/40 | 1135 | 1190 | 1240 | 1290 | 1340 | 1390 | 885 | 930 | 970 |
| 057 CHAIR LEFT ARM | 34x40x33/40 | 1135 | 1190 | 1240 | 1290 | 1340 | 1390 | 885 | 930 | 970 |
| 061 LOVESEAT RIGHT ARM | 57x40x33/40 | 1745 | 1825 | 1905 | 1990 | 2070 | 2150 | 1365 | 1425 | 1480 |
| 071 ARMLESS RECLINING CHAIR | 24x40x33/40 | 1085 | 1130 | 1180 | 1225 | 1270 | 1315 | 910 | 955 | 1000 |
| 086 ARMLESS LOVESEAT BUMPER LEFT | 68x40x33/40 | 1695 | 1770 | 1845 | 1925 | 2000 | 2075 | 1315 | 1370 | 1430 |
| 088 ARMLESS CHAIR BUMPER LEFT | 45x40x33/40 | 1080 | 1155 | 1225 | 1295 | 1365 | 1440 | 830 | 865 | 905 |
| 089 ARMLESS CHAIR BUMPER RIGHT | 45x40x33/40 | 1080 | 1155 | 1225 | 1295 | 1365 | 1440 | 830 | 865 | 905 |
| 095 APARTMENT SOFA | 81x40x33/40 | 2210 | 2330 | 2455 | 2575 | 2700 | 2820 | 1735 | 1810 | 1885 |
| 096 APARTMENT SOFA LEFT ARM | 71x40x33/40 | 1930 | 2025 | 2120 | 2220 | 2315 | 2410 | 1490 | 1565 | 1640 |
| 097 APARTMENT SOFA RIGHT ARM | 71x40x33/40 | 1930 | 2025 | 2120 | 2220 | 2315 | 2410 | 1490 | 1565 | 1640 |

BUDAPEST

FEATURES:

- *Wall hugger power recliners with full footrest (manual n/a).
- Manual adjustable headrest on all items (2 on square corner & stationary on wedge).
- Seat cushions with shaped foam + 1" layer of memory foam on top; arm with memory foam.
- Stitching: Small thread in fabric & large flat thread in leather.
- Lounge chair reclining back items with "Push Back" mechanism; wall clearance 10".
- *Excludes 043 & 163 chairs: Wall clearance 16"

Note: 2 recliner seats separated by a corner can not be opened at the same time. No recliner seats beside #155 Small Square Corner.

OPTIONS

- Battery Pack: ADD \$125/ea.
- Motorized headrest: ADD \$125 ea. (Motorized headrest N/A on stationary & lounge chair items).
- Choice of Large or Small 6" Arm: Leg on LARGE arm: LG103 wood or LG189 metal (Black or Chrome). SMALL Arm: LG08 wood or Metal: LG196 cyl. (Black or Chrome) or LG64 (sq). Specify colour.
- Seat Depth: 20" or *22". *22" seat depth N/A on chairs 043 & 163.
- 043 & 163 Chairs: with wood base, add \$165 (specify colour).

ACCESSORIES (n/a on small 6" arm)

- Grommet \$35 ea | Swivel tray & Wine Glass holder \$20 ea., Tablet holder \$40 & LED Lamp \$50.
- Metal Cup Holder: \$25 ea. (1 per arm/160/190 & 2 side by side on 159). Specify colour: Stainless, Black or Gold.
- *STORAGE items 159-160-190 with 2 USB/Electric outlets. *Must be used between 2 seats. Pieces are plain (without arm detail) & are not finished on the sides.

| Description | L x D x H | Leather | | | | | | Fabric | | |
|--|-------------|------------|-------------------------------|--|---|----------------------------------|--------------|--------|----------|------|
| | | 10 Pony | 20 Hugo Madras Softy | 30 Empire Fantasy Illusion Tucson Utah Vintage Yukon | 40 Diamond Elegance Princess Santiago Sensation Sunset Trina Victoria | 50 Bull Cassiope Dublin | 60 Caress | A | B COM | C |
| 124 STORAGE OTTOMAN | 30x22x17 | 560 | 580 | 600 | 620 | 645 | 665 | 480 | 500 | 520 |
| 155 SMALL SQUARE CORNER | 40x40x33/40 | 1435 | 1520 | 1605 | 1695 | 1780 | 1865 | 1115 | 1160 | 1200 |
| 159 WEDGE STORAGE | 10/25x35x22 | 560 | 585 | 610 | 640 | 665 | 690 | 430 | 440 | 450 |
| 160 STRAIGHT STORAGE | 10x35x22 | 540 | 565 | 590 | 615 | 645 | 670 | 410 | 420 | 430 |
| 163 DBL SWIVEL ROCKING RECLINER CHAIR | 33x34x42 | 1705 | 1800 | 1895 | 1995 | 2090 | 2190 | 1370 | 1410 | 1445 |
| 165 DOUBLE RECLINING CHAIR | 51x40x33/40 | 1765 | 1850 | 1940 | 2025 | 2110 | 2200 | 1460 | 1515 | 1570 |
| 167 APARTMENT SOFA NO ARM BUMPER LEFT | 82x40x33/40 | 1875 | 1980 | 2080 | 2185 | 2285 | 2385 | 1445 | 1520 | 1595 |
| 168 APARTMENT SOFA NO ARM BUMPER RIGHT | 82x40x33/40 | 1875 | 1980 | 2080 | 2185 | 2285 | 2385 | 1445 | 1520 | 1595 |
| 169 DOUBLE RECLINING CHAIR LEFT ARM | 41x40x33/40 | 1480 | 1545 | 1610 | 1680 | 1745 | 1810 | 1215 | 1280 | 1345 |
| 170 DOUBLE RECLINING CHAIR RIGHT ARM | 41x40x33/40 | 1480 | 1545 | 1610 | 1680 | 1745 | 1810 | 1215 | 1280 | 1345 |
| 171 ARMLESS DOUBLE RECLINING CHAIR | 31x40x33/40 | 1165 | 1210 | 1255 | 1300 | 1345 | 1390 | 955 | 1005 | 1055 |
| 173 DOUBLE LOUNGE CHAIR LEFT ARM | 41x62x33/40 | 1435 | 1515 | 1595 | 1680 | 1760 | 1840 | 1130 | 1200 | 1265 |
| 174 DOUBLE LOUNGE CHAIR RIGHT ARM | 41x62x33/40 | 1435 | 1515 | 1595 | 1680 | 1760 | 1840 | 1130 | 1200 | 1265 |
| 175 DOUBLE CHAIR LEFT ARM | 41x40x33/40 | 1200 | 1270 | 1340 | 1415 | 1485 | 1555 | 945 | 1000 | 1055 |
| 176 DOUBLE CHAIR RIGHT ARM | 41x40x33/40 | 1200 | 1270 | 1340 | 1415 | 1485 | 1555 | 945 | 1000 | 1055 |
| 177 ARMLESS DOUBLE CHAIR | 31x40x33/40 | 895 | 945 | 995 | 1045 | 1095 | 1150 | 680 | 725 | 770 |

BUDAPEST

FEATURES:

- *Wall hugger power recliners with full footrest (manual n/a).
- Manual adjustable headrest on all items (2 on square corner & stationary on wedge).
- Seat cushions with shaped foam + 1" layer of memory foam on top; arm with memory foam.
- Stitching: Small thread in fabric & large flat thread in leather.
- Lounge chair reclining back items with "Push Back" mechanism; wall clearance 10".
- *Excludes 043 & 163 chairs: Wall clearance 16"

Note: 2 recliner seats separated by a corner can not be opened at the same time. No recliner seats beside #155 Small Square Corner.

OPTIONS

- Battery Pack: ADD \$125/ea.
- Motorized headrest: ADD \$125 ea. (Motorized headrest N/A on stationary & lounge chair items).
- Choice of Large or Small 6" Arm: Leg on LARGE arm: LG103 wood or LG189 metal (Black or Chrome). SMALL Arm: LG08 wood or Metal: LG196 cyl. (Black or Chrome) or LG64 (sq). Specify colour.
- Seat Depth: 20" or *22". *22" seat depth N/A on chairs 043 & 163.
- 043 & 163 Chairs: with wood base, add \$165 (specify colour).

ACCESSORIES (n/a on small 6" arm)

- Grommet \$35 ea | Swivel tray & Wine Glass holder \$20 ea., Tablet holder \$40 & LED Lamp \$50.
- Metal Cup Holder: \$25 ea. (1 per arm/160/190 & 2 side by side on 159). Specify colour: Stainless, Black or Gold.
- *STORAGE items 159-160-190 with 2 USB/Electric outlets. *Must be used between 2 seats. Pieces are plain (without arm detail) & are not finished on the sides.

| Description | L x D x H | Leather | | | | | | Fabric | | |
|--|----------------|------------|-------------------------------|--|---|----------------------------------|--------------|--------|----------|------|
| | | 10 Pony | 20 Hugo Madras Softy | 30 Empire Fantasy Illusion Tucson Utah Vintage Yukon | 40 Diamond Elegance Princess Santiago Sensation Sunset Trina Victoria | 50 Bull Cassiope Dublin | 60 Caress | A | B COM | C |
| 178 ARMLESS DOUBLE CHAIR BUMPER LEFT | 52x40x33/40 | 1160 | 1230 | 1300 | 1370 | 1445 | 1515 | 910 | 955 | 1000 |
| 179 ARMLESS DOUBLE CHAIR BUMPER RIGHT | 52x40x33/40 | 1160 | 1230 | 1300 | 1370 | 1445 | 1515 | 910 | 955 | 1000 |
| 186 ARMLESS LOVESEAT BUMPER STORAGE-L | 68x40x33/40 | 1815 | 1890 | 1970 | 2045 | 2120 | 2200 | 1435 | 1495 | 1555 |
| 187 ARMLESS LOVESEAT BUMPER STORAGE-R | 68x40x33/40 | 1815 | 1890 | 1970 | 2045 | 2120 | 2200 | 1435 | 1495 | 1555 |
| 188 ARMLESS CHAIR BUMPER STORAGE-L | 45x40x33/40 | 1205 | 1275 | 1345 | 1420 | 1490 | 1560 | 955 | 985 | 1015 |
| 189 ARMLESS CHAIR BUMPER STORAGE-R | 45x40x33/40 | 1205 | 1275 | 1345 | 1420 | 1490 | 1560 | 955 | 985 | 1015 |
| 190 SMALL WEDGE STORAGE | 10/20x35x22 | 540 | 565 | 590 | 615 | 645 | 670 | 410 | 420 | 430 |
| 221 ARMLESS DBL CHAIR BUMPER STORAGE-L | 52x40x33/40 | 1280 | 1350 | 1425 | 1495 | 1565 | 1635 | 1025 | 1075 | 1125 |
| 222 ARMLESS DBL CHAIR BUMPER STORAGE-R | 52x40x33/40 | 1280 | 1350 | 1425 | 1495 | 1565 | 1635 | 1025 | 1075 | 1125 |
| 223 APT SOFA NO ARM BUMPER STORAGE-L | 82x40x33/40 | 1995 | 2100 | 2210 | 2315 | 2425 | 2530 | 1565 | 1640 | 1720 |
| 224 APT SOFA NO ARM BUMPER STORAGE-R | 82x40x33/40 | 1995 | 2100 | 2210 | 2315 | 2425 | 2530 | 1565 | 1640 | 1720 |
| 230 DBLE LOUNGE CHAIR RECLINING BACK L-ARM | 41x62x33/40 | 1575 | 1650 | 1730 | 1805 | 1880 | 1960 | 1235 | 1305 | 1375 |
| 231 DBLE LOUNGE CHAIR RECLINING BACK R-ARM | 41x62x33/40 | 1575 | 1650 | 1730 | 1805 | 1880 | 1960 | 1235 | 1305 | 1375 |
| 232 LOUNGE CHAIR RECLINING BACK LEFT ARM | 34x62x33/40 | 1460 | 1530 | 1600 | 1675 | 1745 | 1815 | 1160 | 1205 | 1250 |
| 233 LOUNGE CHAIR RECLINING BACK RIGHT ARM | 34x62x33/40 | 1460 | 1530 | 1600 | 1675 | 1745 | 1815 | 1160 | 1205 | 1250 |
| 234 SECTIONAL APT SOFA BUMPER LEFT | 96x40/44x33/40 | 2310 | 2440 | 2565 | 2695 | 2820 | 2950 | 1685 | 1765 | 1845 |

BUDAPEST

FEATURES:

- *Wall hugger power recliners with full footrest (manual n/a).
- Manual adjustable headrest on all items (2 on square corner & stationary on wedge).
- Seat cushions with shaped foam + 1" layer of memory foam on top; arm with memory foam.
- Stitching: Small thread in fabric & large flat thread in leather.
- Lounge chair reclining back items with "Push Back" mechanism; wall clearance 10".
- *Excludes 043 & 163 chairs: Wall clearance 16"

Note: 2 recliner seats separated by a corner can not be opened at the same time. No recliner seats beside #155 Small Square Corner.

OPTIONS

- Battery Pack: ADD \$125/ea.
- Motorized headrest: ADD \$125 ea. (Motorized headrest N/A on stationary & lounge chair items).
- Choice of Large or Small 6" Arm: Leg on LARGE arm: LG103 wood or LG189 metal (Black or Chrome). SMALL Arm: LG08 wood or Metal: LG196 cyl. (Black or Chrome) or LG64 (sq). Specify colour.
- Seat Depth: 20" or *22". *22" seat depth N/A on chairs 043 & 163.
- 043 & 163 Chairs: with wood base, add \$165 (specify colour).

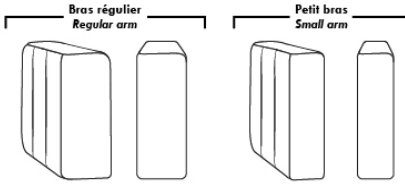
ACCESSORIES (n/a on small 6" arm)

- Grommet \$35 ea | Swivel tray & Wine Glass holder \$20 ea., Tablet holder \$40 & LED Lamp \$50.
- Metal Cup Holder: \$25 ea. (1 per arm/160/190 & 2 side by side on 159). Specify colour: Stainless, Black or Gold.
- *STORAGE items 159-160-190 with 2 USB/Electric outlets. *Must be used between 2 seats. Pieces are plain (without arm detail) & are not finished on the sides.

| Description | L x D x H | Leather | | | | | | Fabric | | |
|-------------------------------------|----------------|---------|----------------------|--|---|-------------------------|-----------|--------|-------|------|
| | | 10 Pony | 20 Hugo Madras Softy | 30 Empire Fantasy Illusion Tucson Utah Vintage Yukon | 40 Diamond Elegance Princess Santiago Sensation Sunset Trina Victoria | 50 Bull Cassiope Dublin | 60 Caress | A | B COM | C |
| 235 SECTIONAL APT SOFA BUMPER RIGHT | 96x40/44x33/40 | 2310 | 2440 | 2565 | 2695 | 2820 | 2950 | 1685 | 1765 | 1845 |
| CONFIGURATIONS | | | | | | | | | | |
| A CONFIG (169-170) | 82X40X40 | 2960 | 3090 | 3220 | 3360 | 3490 | 3620 | 2430 | 2560 | 2690 |
| B CONFIG (169-171-174) | 113X62X40 | 4080 | 4270 | 4460 | 4660 | 4850 | 5040 | 3300 | 3485 | 3665 |
| C CONFIG (096-055-171-170) | 115X115X40 | 6010 | 6300 | 6590 | 6895 | 7185 | 7475 | 4775 | 5010 | 5240 |
| D CONFIG (169-171-235) | 115X96X40 | 4955 | 5195 | 5430 | 5675 | 5910 | 6150 | 3855 | 4050 | 4245 |
| J CONFIG (041-042) | 68X40X40 | 2810 | 2920 | 3030 | 3140 | 3250 | 3370 | 2330 | 2400 | 2470 |
| K CONFIG (041-071-005) | 92X62X40 | 3815 | 3970 | 4135 | 4290 | 4445 | 4605 | 3120 | 3245 | 3370 |
| L CONFIG (012-055-071-042) | 102X102X40 | 5670 | 5935 | 6205 | 6480 | 6745 | 7015 | 4555 | 4740 | 4915 |
| M CONFIG (041-071-024) | 102X89X40 | 4725 | 4960 | 5205 | 5440 | 5680 | 5920 | 3685 | 3850 | 4010 |

BUDAPEST

OPTIMA



Spécifications | Specifications

Appui-tête levé / Headrest up
 Appui-tête baissé / Headrest down
 Complètement incliné / Fully reclined

(A) Hauteur complète 40" / Total Height
 (B) Hauteur appui-tête baissé 33" / Height headrest down
 (C) Hauteur du bras 24,5" / Arm Height
 (D) Hauteur du siège 19,5" / Seat height
 (E) Profondeur inclinée 65" / Depth fully reclined
 (F) Profondeur d'assise 20" ou/ou 22" / Seat depth
 (G) Profondeur appui-tête monté 36" / Depth with headrest up

Siège 30" de large | 30" Seat Width

81" 71" 71" 61"
 40" 095 096 097 021
 96" 82" 82"
 40" 234 167 168
 44"
 96" 82" 82"
 44" 235 223 224
 Allongé à rangement / Bumper with storage
 51" 41" 41" 31" 41" 41"
 40" 017 175 176 177 173 174
 42"/44" Profondeur Depth
 Incinable / Motion Dos inclinable / Push back
 51" 41" 41" 31" 41" 41"
 40" 165 169 170 171 230 231
 42"/44" Profondeur Depth
 Allongé à rangement / Bumper with storage
 52" 52" 52" 52"
 40" 178 179 221 222

Siège 23" de large | 23" Seat Width

67" 57" 57" 47"
 40" 002 012 061 009
 68" 68" 89" 89"
 40" 086 045 048 024
 44"
 68" 68"
 40" 186 187
 Allongé à rangement / Bumper with storage
 44" 34" 34" 24" 34" 34"
 40" 001 057 056 051 011 005
 42"/44" Profondeur Depth
 Incinable / Motion Dos inclinable / Push back Allongé à rangement / Bumper with storage
 44" 34" 34" 24" 34" 34"
 40" 044 041 042 071 232 233
 42"/44" Profondeur Depth
 45" 45"
 40" 088 089
 91" 81" 81" 71"
 40" 003 052 053 040

Autres | Others

Fauteuil berçant, pivotant et inclinable / Swivel, rocking motion chair

N'est pas un mécanisme protège-mur / Not a wall hugger mechanism
 Dégagement mural: 16" / Wall clearance: 16"

Simple / Single: 30" H=42", 34" 043, 19"
 Double: 33" H=42", 34" 163, 22"

Centre rond / Wedge: 49" H=33", 050
 Coin carré / Square corner: 44" H=40", 055
 Petit coin carré / Small corner: 40" H=40", 155
 Pouf à rangement / Storage ottoman: 30" H=17", 22" 124
 Rangement à angle / Wedge storage: 25" H=22", 35" 159, 10"
 Rangement droit / Straight storage: 10" H=22", 35" 160
 Petit rangement à angle / Small Wedge storage: 20" H=22", 35" 190, 10"

30" Populaires | Popular CONFIGURATIONS 23"

82" 113" 62"
 40" 169 170 169 171 174
 A B
 115" 115" 115"
 40" 096 055 171 170
 C
 68" 92" 102" 102"
 40" 041 042 041 071 005 012 055 071 042 041 071 024
 J K L M

Nos produits sont fabriqués à la main et des variations mineures peuvent survenir. / Our product is hand-made and minor variations can occur.

CDN Price List

CAPE COD

IN LEATHER: Backs & Seats will have parallel decorative seams. Back cushions will be semi attached with a zipper.

Seat cushions and arms contain feathers.

Specify colour of legs LG103.

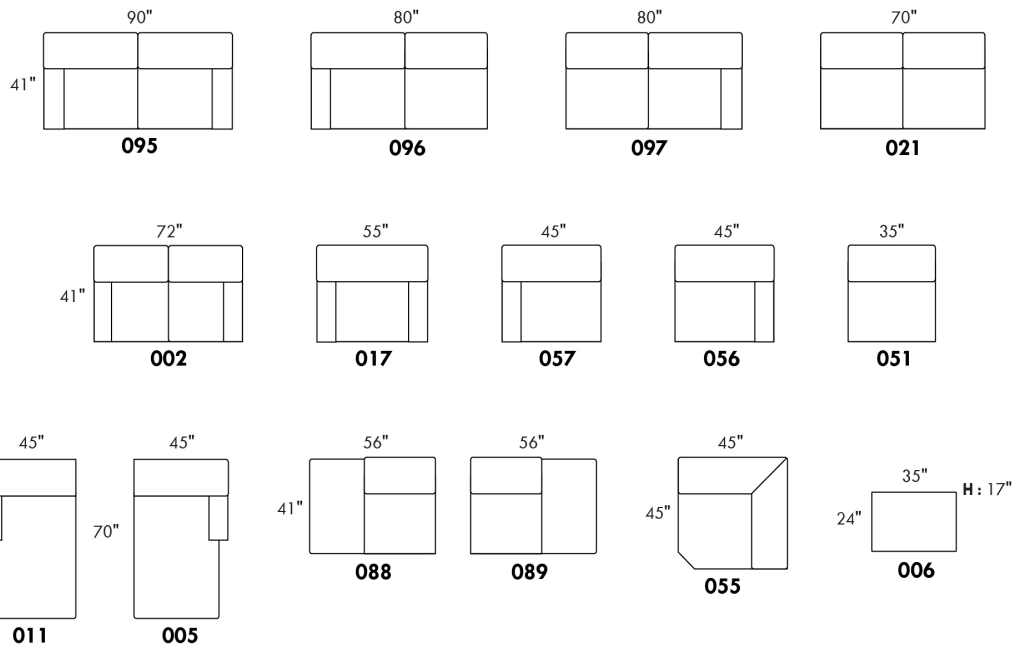
COMBO: Cover #2 on backs & seats.
Back & Seat cushions reversible.

| Description | L x D x H | Leather | | | | | | Fabric | | |
|--------------------------------|------------|------------|-------------------------------|--|---|----------------------------------|--------------|--------|----------|------|
| | | 10 Pony | 20 Hugo Madras Softy | 30 Empire Fantasy Illusion Tucson Utah Vintage Yukon | 40 Diamond Elegance Princess Santiago Sensation Sunset Trina Victoria | 50 Bull Cassiope Dublin | 60 Caress | A | B COM | C |
| 002 LOVESEAT | 72X41X34 | 1820 | 1900 | 2005 | 2100 | 2195 | 2285 | 1160 | 1235 | 1320 |
| 005 LOUNGE CHAIR RIGHT ARM | 45X70X34 | 1495 | 1575 | 1670 | 1755 | 1840 | 1935 | 1060 | 1120 | 1195 |
| 006 OTTOMAN | 35X24X17 | 520 | 540 | 570 | 590 | 625 | 655 | 370 | 385 | 400 |
| 011 LOUNGE CHAIR LEFT ARM | 45X70X34 | 1495 | 1575 | 1670 | 1755 | 1840 | 1935 | 1060 | 1120 | 1195 |
| 017 DOUBLE CHAIR | 55X41X34 | 1430 | 1515 | 1605 | 1695 | 1770 | 1855 | 1015 | 1070 | 1120 |
| 021 APARTMENT SOFA NO ARM | 70X41X34 | 1600 | 1715 | 1830 | 1950 | 2050 | 2160 | 1185 | 1270 | 1355 |
| 051 ARMLESS CHAIR | 35X41X34 | 845 | 945 | 1020 | 1110 | 1200 | 1285 | 755 | 810 | 855 |
| 055 SQUARE CORNER | 45X45X34 | 915 | 970 | 1020 | 1080 | 1130 | 1190 | 755 | 800 | 845 |
| 056 CHAIR RIGHT ARM | 45X41X34 | 1135 | 1225 | 1320 | 1405 | 1490 | 1570 | 875 | 945 | 985 |
| 057 CHAIR LEFT ARM | 45X41X34 | 1135 | 1225 | 1320 | 1405 | 1490 | 1570 | 875 | 945 | 985 |
| 088 ARMLESS CHAIR BUMPER LEFT | 56X41X34 | 1115 | 1200 | 1285 | 1355 | 1440 | 1520 | 840 | 895 | 955 |
| 089 ARMLESS CHAIR BUMPER RIGHT | 56X41X34 | 1115 | 1200 | 1285 | 1355 | 1440 | 1520 | 840 | 895 | 955 |
| 095 APARTMENT SOFA | 90X41X34 | 2160 | 2280 | 2390 | 2505 | 2615 | 2735 | 1415 | 1515 | 1610 |
| 096 APARTMENT SOFA LEFT ARM | 80X41X34 | 1875 | 1985 | 2105 | 2215 | 2330 | 2440 | 1315 | 1410 | 1510 |
| 097 APARTMENT SOFA RIGHT ARM | 80X41X34 | 1875 | 1985 | 2105 | 2215 | 2330 | 2440 | 1315 | 1410 | 1510 |
| CONFIGURATIONS | | | | | | | | | | |
| A CONF. (96-55-56) | 90X125X34 | 3925 | 4180 | 4445 | 4700 | 4950 | 5200 | 2945 | 3155 | 3340 |
| B CONF. (88-55-89) | 101X101X34 | 3145 | 3370 | 3590 | 3790 | 4010 | 4230 | 2435 | 2590 | 2755 |
| C CONF. (11-51-55-89) | 125X101X34 | 4370 | 4690 | 4995 | 5300 | 5610 | 5930 | 3410 | 3625 | 3850 |
| D CONF. (11-97) | 125X70X34 | 3370 | 3560 | 3775 | 3970 | 4170 | 4375 | 2375 | 2530 | 2705 |

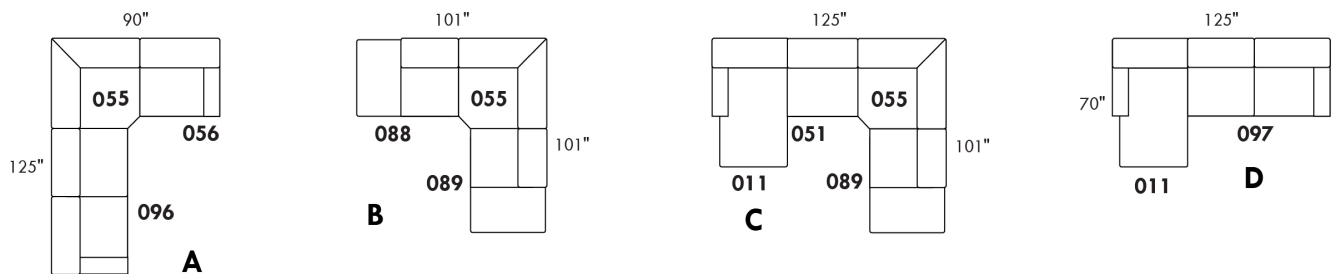
CAPE COD



Hauteur complète 34" | Hauteur de siège 18" | Hauteur devant bras 24" | Profondeur d'assise 24"
 Total Height 34" | Seat Height 18" | Arm Height 24" | Seat Depth 24"



CONFIGURATIONS



www.jaymar.ca

Toutes les dimensions indiquées sont au pouce près. Nos produits sont fabriqués à la main et des variations mineures peuvent survenir.
 All dimensions indicated are to the nearest inch. Our product is hand-made and minor variations can occur.

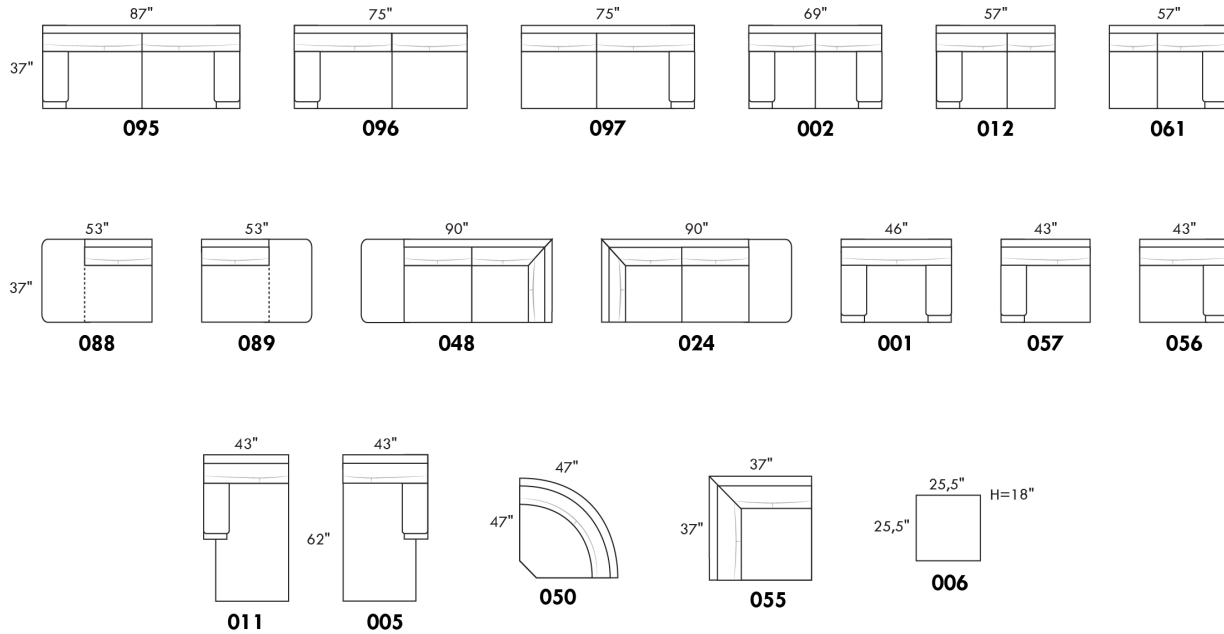
CDN Price List

CAVALIA

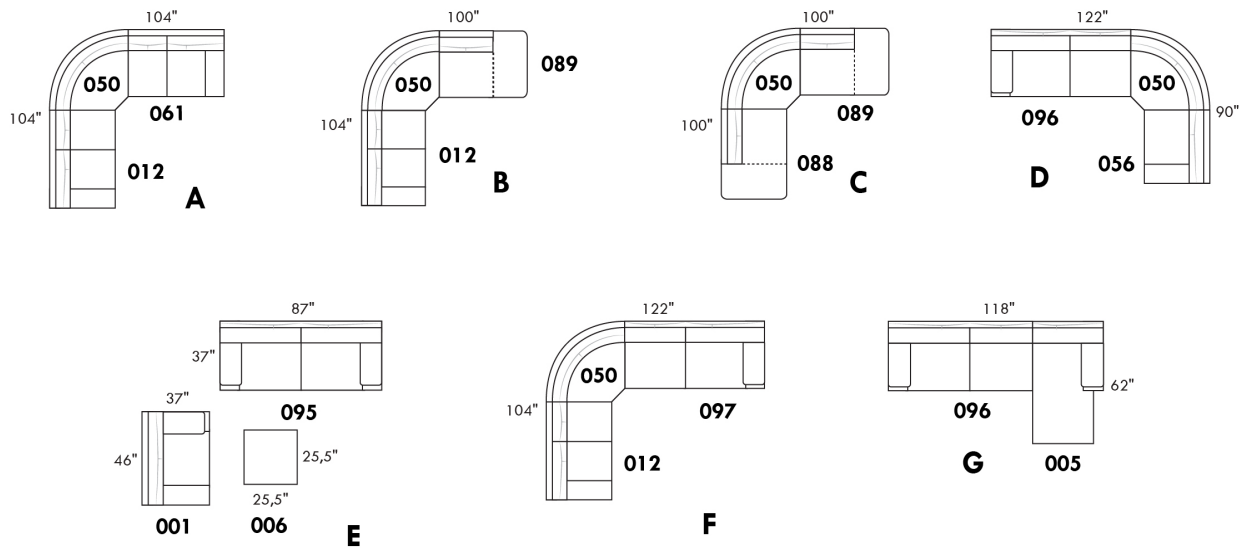
FEATURES: Memory foam in seat cushions. Stitching: Double & French. In FABRIC there is no vertical stitching on back cushions.
LEG: Specify color of legs LG109. / COMBO: Cover #2 on back, seat & arm pad.
PLAIN FABRIC recommended for the base.
*REMARK: In leather & fabric, armless end pieces and wedge are NOT fully upholstered.

| Description | L x D x H | Leather | | | | | | Fabric | | |
|-------------------------------------|--------------|------------|-------------------------------|--|---|----------------------------------|--------------|--------|----------|------|
| | | 10 Pony | 20 Hugo Madras Softy | 30 Empire Fantasy Illusion Tucson Utah Vintage Yukon | 40 Diamond Elegance Princess Santiago Sensation Sunset Trina Victoria | 50 Bull Cassiope Dublin | 60 Caress | A | B COM | C |
| 001 CHAIR | 46X37X34 | 1065 | 1140 | 1230 | 1315 | 1385 | 1465 | 765 | 815 | 865 |
| 002 LOVESEAT | 69X37X34 | 1530 | 1625 | 1745 | 1845 | 1960 | 2060 | 1005 | 1065 | 1120 |
| 005 LOUNGE CHAIR RIGHT ARM | 43X62X34 | 1030 | 1115 | 1205 | 1285 | 1355 | 1440 | 720 | 765 | 810 |
| 006 OTTOMAN | 25.5X25.5X18 | 520 | 540 | 570 | 590 | 625 | 655 | 375 | 395 | 405 |
| 011 LOUNGE CHAIR LEFT ARM | 43X62X34 | 1030 | 1115 | 1205 | 1285 | 1355 | 1440 | 720 | 765 | 810 |
| 012 LOVESEAT LEFT ARM | 57X37X34 | 1315 | 1410 | 1515 | 1610 | 1715 | 1815 | 925 | 990 | 1060 |
| 024 SECTIONAL LOVESEAT BUMPER RIGHT | 90X37X34 | 1755 | 1905 | 2070 | 2220 | 2375 | 2530 | 1285 | 1380 | 1485 |
| 048 SECTIONAL LOVESEAT BUMPER LEFT | 90X37X34 | 1755 | 1905 | 2070 | 2220 | 2375 | 2530 | 1285 | 1380 | 1485 |
| 050 WEDGE | 47X47X34 | 910 | 985 | 1070 | 1155 | 1230 | 1315 | 705 | 750 | 795 |
| 055 SQUARE CORNER | 37X37X34 | 875 | 965 | 1045 | 1120 | 1205 | 1285 | 675 | 725 | 770 |
| 056 CHAIR RIGHT ARM | 43X37X34 | 850 | 925 | 1005 | 1080 | 1155 | 1225 | 700 | 745 | 785 |
| 057 CHAIR LEFT ARM | 43X37X34 | 850 | 925 | 1005 | 1080 | 1155 | 1225 | 700 | 745 | 785 |
| 061 LOVESEAT RIGHT ARM | 57X37X34 | 1315 | 1410 | 1515 | 1610 | 1715 | 1815 | 925 | 990 | 1060 |
| 088 ARMLESS CHAIR BUMPER LEFT | 53X37X34 | 965 | 1030 | 1120 | 1205 | 1285 | 1355 | 700 | 745 | 785 |
| 089 ARMLESS CHAIR BUMPER RIGHT | 53X37X34 | 965 | 1030 | 1120 | 1205 | 1285 | 1355 | 700 | 745 | 785 |
| 095 APARTMENT SOFA | 87X37X34 | 1720 | 1840 | 1975 | 2100 | 2220 | 2345 | 1160 | 1230 | 1305 |
| 096 APARTMENT SOFA LEFT ARM | 75X37X34 | 1500 | 1620 | 1755 | 1880 | 2005 | 2125 | 1090 | 1165 | 1240 |
| 097 APARTMENT SOFA RIGHT ARM | 75X37X34 | 1500 | 1620 | 1755 | 1880 | 2005 | 2125 | 1090 | 1165 | 1240 |
| CONFIGURATIONS | | | | | | | | | | |
| A CONF. A (12-50-61) | 104X104X34 | 3540 | 3805 | 4100 | 4375 | 4660 | 4945 | 2555 | 2730 | 2915 |
| B CONF. B (12-50-89) | 100X104X34 | 3190 | 3425 | 3705 | 3970 | 4230 | 4485 | 2330 | 2485 | 2640 |
| C CONF. C (88-50-89) | 100X100X34 | 2840 | 3045 | 3310 | 3565 | 3800 | 4025 | 2105 | 2240 | 2365 |
| D CONF. D (96-50-56) | 90X122X34 | 3260 | 3530 | 3830 | 4115 | 4390 | 4665 | 2495 | 2660 | 2820 |
| E CONF. E (95-01-06) | 87X37X34 | 3305 | 3520 | 3775 | 4005 | 4230 | 4465 | 2300 | 2440 | 2575 |
| F CONF. F (12-50-97) | 122X104X34 | 3725 | 4015 | 4340 | 4645 | 4950 | 5255 | 2720 | 2905 | 3095 |
| G CONF. G (96-05) | 118X62X34 | 2530 | 2735 | 2960 | 3165 | 3360 | 3565 | 1810 | 1930 | 2050 |

Hauteur complète 34" | Hauteur de siège 18" | Hauteur devant bras 24" | Profondeur d'assise 21"
Total Height 34" | Seat Height 18" | Arm Height 24" | Seat Depth 21"



CONFIGURATIONS



www.jaymar.ca

Toutes les dimensions indiquées sont au pouce près. Nos produits sont fabriqués à la main et des variations mineures peuvent survenir.
All dimensions indicated are to the nearest inch. Our product is hand-made and minor variations can occur.

CHAMONIX

FEATURES:

- *Wall hugger power recliners with full footrest (manual n/a).
- Manual adjustable headrest on all items (stationary on wedge).
- Seat cushions with shaped foam + 1" layer of memory foam on top; arm with memory foam.
- Stitching: Small thread in fabric & large flat thread in leather.
- Lounge chair reclining back items with "Push Back" mechanism; wall clearance 10".
- *Excludes 043 & 163 chairs: Wall clearance 16"

Note: 2 recliner seats separated by a corner can not be opened at the same time. No recliner seats beside #155 Small Square Corner.

OPTIONS

- Battery Pack: Add \$125/ea.
- Motorized headrest: Add \$125 ea. (Motorized headrest N/A on stationary & lounge chair items).
- Choice of Large or Small 6" Arm: Leg on LARGE arm: LG187 wood or Metal: LG189 cyl. (Black or Chrome) or LG64 (sq). SMALL Arm: LG08 wood or Metal: LG196 cyl. (Black or Chrome) or LG64 (sq). Specify colour.
- Seat Depth: 20" or *22". *22" seat depth N/A on chairs 043 & 163.
- 043 & 163 Chairs: with wood base, add \$165; specify colour.

ACCESSORIES (n/a on small 6" arm)

- Grommet \$35 ea | Swivel tray & Wine Glass holder \$20 ea., Tablet holder \$40 & LED Lamp \$50.
- Metal Cup Holder: \$25 ea. (1 per arm/160/190 & 2 side by side on 159). Specify colour: Stainless, Black or Gold.
- *STORAGE items 159-160-190 with 2 USB/Electric outlets. *Must be used between 2 seats. Pieces are plain (without arm detail) & are not finished on the sides.

| Description | L x D x H | Leather | | | | | | Fabric | | |
|-------------------------------------|----------------|------------|-------------------------------|--|---|----------------------------------|--------------|--------|----------|------|
| | | 10 Pony | 20 Hugo Madras Softy | 30 Empire Fantasy Illusion Tucson Utah Vintage Yukon | 40 Diamond Elegance Princess Santiago Sensation Sunset Trina Victoria | 50 Bull Cassiope Dublin | 60 Caress | A | B COM | C |
| 001 CHAIR | 42x40x33/40 | 1420 | 1500 | 1580 | 1665 | 1745 | 1825 | 1130 | 1165 | 1195 |
| 002 LOVESEAT | 65x40x33/40 | 2030 | 2125 | 2225 | 2320 | 2415 | 2515 | 1600 | 1665 | 1725 |
| 003 SOFA | 89x40x33/40 | 2450 | 2575 | 2705 | 2830 | 2960 | 3085 | 1935 | 2010 | 2085 |
| 005 LOUNGE CHAIR RIGHT ARM | 33x62x33/40 | 1325 | 1380 | 1440 | 1495 | 1550 | 1605 | 1045 | 1090 | 1135 |
| 009 ARMLESS LOVESEAT | 47x40x33/40 | 1425 | 1485 | 1545 | 1605 | 1670 | 1730 | 1100 | 1165 | 1225 |
| 011 LOUNGE CHAIR LEFT ARM | 33x62x33/40 | 1325 | 1380 | 1440 | 1495 | 1550 | 1605 | 1045 | 1090 | 1135 |
| 012 LOVESEAT LEFT ARM | 56x40x33/40 | 1745 | 1825 | 1905 | 1990 | 2070 | 2150 | 1365 | 1425 | 1480 |
| 017 DOUBLE CHAIR | 49x40x33/40 | 1490 | 1575 | 1665 | 1750 | 1835 | 1925 | 1180 | 1230 | 1280 |
| 021 APARTMENT SOFA NO ARM | 61x40x33/40 | 1605 | 1695 | 1780 | 1865 | 1955 | 2040 | 1235 | 1305 | 1375 |
| 024 SECTIONAL LOVESEAT BUMPER RIGHT | 89x40/44x33/40 | 2235 | 2370 | 2510 | 2645 | 2785 | 2920 | 1610 | 1695 | 1775 |
| 040 ARMLESS SOFA | 71x40x33/40 | 1840 | 1935 | 2025 | 2115 | 2210 | 2300 | 1435 | 1515 | 1595 |
| 041 RECLINING CHAIR LEFT ARM | 33x40x33/40 | 1405 | 1460 | 1515 | 1570 | 1625 | 1685 | 1165 | 1200 | 1235 |
| 042 RECLINING CHAIR RIGHT ARM | 33x40x33/40 | 1405 | 1460 | 1515 | 1570 | 1625 | 1685 | 1165 | 1200 | 1235 |
| 043 SWIVEL ROCKING RECLINING CHAIR | 30x34x42 | 1665 | 1755 | 1845 | 1940 | 2030 | 2120 | 1365 | 1405 | 1440 |
| 044 RECLINER CHAIR | 42x40x33/40 | 1695 | 1765 | 1835 | 1905 | 1980 | 2050 | 1405 | 1435 | 1465 |
| 045 ARMLESS LOVESEAT BUMPER RIGHT | 68x40x33/40 | 1695 | 1770 | 1845 | 1925 | 2000 | 2075 | 1315 | 1370 | 1430 |

CHAMONIX

FEATURES:

- *Wall hugger power recliners with full footrest (manual n/a).
- Manual adjustable headrest on all items (stationary on wedge).
- Seat cushions with shaped foam + 1" layer of memory foam on top; arm with memory foam.
- Stitching: Small thread in fabric & large flat thread in leather.
- Lounge chair reclining back items with "Push Back" mechanism; wall clearance 10".
- *Excludes 043 & 163 chairs: Wall clearance 16"

Note: 2 recliner seats separated by a corner can not be opened at the same time. No recliner seats beside #155 Small Square Corner.

OPTIONS

- Battery Pack: Add \$125/ea.
- Motorized headrest: Add \$125 ea. (Motorized headrest N/A on stationary & lounge chair items).
- Choice of Large or Small 6" Arm: Leg on LARGE arm: LG187 wood or Metal: LG189 cyl. (Black or Chrome) or LG64 (sq). SMALL Arm: LG08 wood or Metal: LG196 cyl. (Black or Chrome) or LG64 (sq). Specify colour.
- Seat Depth: 20" or *22". *22" seat depth N/A on chairs 043 & 163.
- 043 & 163 Chairs: with wood base, add \$165; specify colour.

ACCESSORIES (n/a on small 6" arm)

- Grommet \$35 ea | Swivel tray & Wine Glass holder \$20 ea., Tablet holder \$40 & LED Lamp \$50.
- Metal Cup Holder: \$25 ea. (1 per arm/160/190 & 2 side by side on 159). Specify colour: Stainless, Black or Gold.
- *STORAGE items 159-160-190 with 2 USB/Electric outlets. *Must be used between 2 seats. Pieces are plain (without arm detail) & are not finished on the sides.

| Description | L x D x H | Leather | | | | | | Fabric | | |
|------------------------------------|----------------|------------|-------------------------------|--|---|----------------------------------|--------------|--------|----------|------|
| | | 10 Pony | 20 Hugo Madras Softy | 30 Empire Fantasy Illusion Tucson Utah Vintage Yukon | 40 Diamond Elegance Princess Santiago Sensation Sunset Trina Victoria | 50 Bull Cassiope Dublin | 60 Caress | A | B COM | C |
| 048 SECTIONAL LOVESEAT BUMPER LEFT | 89x40/44x33/40 | 2235 | 2370 | 2510 | 2645 | 2785 | 2920 | 1610 | 1695 | 1775 |
| 050 WEDGE | 49x49x33 | 1240 | 1320 | 1405 | 1485 | 1565 | 1645 | 895 | 940 | 985 |
| 051 ARMLESS CHAIR | 24x40x33/40 | 815 | 855 | 900 | 940 | 980 | 1020 | 625 | 670 | 710 |
| 052 SOFA LEFT ARM | 80x40x33/40 | 2160 | 2265 | 2365 | 2470 | 2570 | 2670 | 1695 | 1770 | 1845 |
| 053 SOFA RIGHT ARM | 80x40x33/40 | 2160 | 2265 | 2365 | 2470 | 2570 | 2670 | 1695 | 1770 | 1845 |
| 055 SQUARE CORNER | 44x44x33/40 | 1435 | 1520 | 1605 | 1695 | 1780 | 1865 | 1115 | 1160 | 1200 |
| 056 CHAIR RIGHT ARM | 33x40x33/40 | 1135 | 1190 | 1240 | 1290 | 1340 | 1390 | 885 | 930 | 970 |
| 057 CHAIR LEFT ARM | 33x40x33/40 | 1135 | 1190 | 1240 | 1290 | 1340 | 1390 | 885 | 930 | 970 |
| 061 LOVESEAT RIGHT ARM | 56x40x33/40 | 1745 | 1825 | 1905 | 1990 | 2070 | 2150 | 1365 | 1425 | 1480 |
| 071 ARMLESS RECLINING CHAIR | 24x40x33/40 | 1085 | 1130 | 1180 | 1225 | 1270 | 1315 | 910 | 955 | 1000 |
| 086 ARMLESS LOVESEAT BUMPER LEFT | 68x40x33/40 | 1695 | 1770 | 1845 | 1925 | 2000 | 2075 | 1315 | 1370 | 1430 |
| 088 ARMLESS CHAIR BUMPER LEFT | 45x40x33/40 | 1080 | 1155 | 1225 | 1295 | 1365 | 1440 | 830 | 865 | 905 |
| 089 ARMLESS CHAIR BUMPER RIGHT | 45x40x33/40 | 1080 | 1155 | 1225 | 1295 | 1365 | 1440 | 830 | 865 | 905 |
| 095 APARTMENT SOFA | 79x40x33/40 | 2210 | 2330 | 2455 | 2575 | 2700 | 2820 | 1735 | 1810 | 1885 |
| 096 APARTMENT SOFA LEFT ARM | 70x40x33/40 | 1930 | 2025 | 2120 | 2220 | 2315 | 2410 | 1490 | 1565 | 1640 |
| 097 APARTMENT SOFA RIGHT ARM | 70x40x33/40 | 1930 | 2025 | 2120 | 2220 | 2315 | 2410 | 1490 | 1565 | 1640 |

CHAMONIX

FEATURES:

- *Wall hugger power recliners with full footrest (manual n/a).
- Manual adjustable headrest on all items (stationary on wedge).
- Seat cushions with shaped foam + 1" layer of memory foam on top; arm with memory foam.
- Stitching: Small thread in fabric & large flat thread in leather.
- Lounge chair reclining back items with "Push Back" mechanism; wall clearance 10".
- *Excludes 043 & 163 chairs: Wall clearance 16"

Note: 2 recliner seats separated by a corner can not be opened at the same time. No recliner seats beside #155 Small Square Corner.

OPTIONS

- Battery Pack: Add \$125/ea.
- Motorized headrest: Add \$125 ea. (Motorized headrest N/A on stationary & lounge chair items).
- Choice of Large or Small 6" Arm: Leg on LARGE arm: LG187 wood or Metal: LG189 cyl. (Black or Chrome) or LG64 (sq). SMALL Arm: LG08 wood or Metal: LG196 cyl. (Black or Chrome) or LG64 (sq). Specify colour.
- Seat Depth: 20" or *22". *22" seat depth N/A on chairs 043 & 163.
- 043 & 163 Chairs: with wood base, add \$165; specify colour.

ACCESSORIES (n/a on small 6" arm)

- Grommet \$35 ea | Swivel tray & Wine Glass holder \$20 ea., Tablet holder \$40 & LED Lamp \$50.
- Metal Cup Holder: \$25 ea. (1 per arm/160/190 & 2 side by side on 159). Specify colour: Stainless, Black or Gold.
- *STORAGE items 159-160-190 with 2 USB/Electric outlets. *Must be used between 2 seats. Pieces are plain (without arm detail) & are not finished on the sides.

| Description | L x D x H | Leather | | | | | | Fabric | | |
|--|-------------|------------|-------------------------------|--|---|----------------------------------|--------------|--------|----------|------|
| | | 10 Pony | 20 Hugo Madras Softy | 30 Empire Fantasy Illusion Tucson Utah Vintage Yukon | 40 Diamond Elegance Princess Santiago Sensation Sunset Trina Victoria | 50 Bull Cassiope Dublin | 60 Caress | A | B COM | C |
| 124 STORAGE OTTOMAN | 30x22x17 | 560 | 580 | 600 | 620 | 645 | 665 | 480 | 500 | 520 |
| 155 SMALL SQUARE CORNER | 40x40x33/40 | 1435 | 1520 | 1605 | 1695 | 1780 | 1865 | 1115 | 1160 | 1200 |
| 159 WEDGE STORAGE | 10/25x35x22 | 560 | 585 | 610 | 640 | 665 | 690 | 430 | 440 | 450 |
| 160 STRAIGHT STORAGE | 10x35x22 | 540 | 565 | 590 | 615 | 645 | 670 | 410 | 420 | 430 |
| 163 DBL SWIVEL ROCKING RECLINER CHAIR | 33x34x42 | 1705 | 1800 | 1895 | 1995 | 2090 | 2190 | 1370 | 1410 | 1445 |
| 165 DOUBLE RECLINING CHAIR | 49x40x33/40 | 1765 | 1850 | 1940 | 2025 | 2110 | 2200 | 1460 | 1515 | 1570 |
| 167 APARTMENT SOFA NO ARM BUMPER LEFT | 82x40x33/40 | 1875 | 1980 | 2080 | 2185 | 2285 | 2385 | 1445 | 1520 | 1595 |
| 168 APARTMENT SOFA NO ARM BUMPER RIGHT | 82x40x33/40 | 1875 | 1980 | 2080 | 2185 | 2285 | 2385 | 1445 | 1520 | 1595 |
| 169 DOUBLE RECLINING CHAIR LEFT ARM | 40x40x33/40 | 1480 | 1545 | 1610 | 1680 | 1745 | 1810 | 1215 | 1280 | 1345 |
| 170 DOUBLE RECLINING CHAIR RIGHT ARM | 40x40x33/40 | 1480 | 1545 | 1610 | 1680 | 1745 | 1810 | 1215 | 1280 | 1345 |
| 171 ARMLESS DOUBLE RECLINING CHAIR | 31x40x33/40 | 1165 | 1210 | 1255 | 1300 | 1345 | 1390 | 955 | 1005 | 1055 |
| 173 DOUBLE LOUNGE CHAIR LEFT ARM | 40x62x33/40 | 1435 | 1515 | 1595 | 1680 | 1760 | 1840 | 1130 | 1200 | 1265 |
| 174 DOUBLE LOUNGE CHAIR RIGHT ARM | 40x62x33/40 | 1435 | 1515 | 1595 | 1680 | 1760 | 1840 | 1130 | 1200 | 1265 |
| 175 DOUBLE CHAIR LEFT ARM | 40x40x33/40 | 1200 | 1270 | 1340 | 1415 | 1485 | 1555 | 945 | 1000 | 1055 |
| 176 DOUBLE CHAIR RIGHT ARM | 40x40x33/40 | 1200 | 1270 | 1340 | 1415 | 1485 | 1555 | 945 | 1000 | 1055 |
| 177 ARMLESS DOUBLE CHAIR | 31x40x33/40 | 895 | 945 | 995 | 1045 | 1095 | 1150 | 680 | 725 | 770 |

CHAMONIX

FEATURES:

- *Wall hugger power recliners with full footrest (manual n/a).
- Manual adjustable headrest on all items (stationary on wedge).
- Seat cushions with shaped foam + 1" layer of memory foam on top; arm with memory foam.
- Stitching: Small thread in fabric & large flat thread in leather.
- Lounge chair reclining back items with "Push Back" mechanism; wall clearance 10".
- *Excludes 043 & 163 chairs: Wall clearance 16"

Note: 2 recliner seats separated by a corner can not be opened at the same time. No recliner seats beside #155 Small Square Corner.

OPTIONS

- Battery Pack: Add \$125/ea.
- Motorized headrest: Add \$125 ea. (Motorized headrest N/A on stationary & lounge chair items).
- Choice of Large or Small 6" Arm: Leg on LARGE arm: LG187 wood or Metal: LG189 cyl. (Black or Chrome) or LG64 (sq). SMALL Arm: LG08 wood or Metal: LG196 cyl. (Black or Chrome) or LG64 (sq). Specify colour.
- Seat Depth: 20" or *22". *22" seat depth N/A on chairs 043 & 163.
- 043 & 163 Chairs: with wood base, add \$165; specify colour.

ACCESSORIES (n/a on small 6" arm)

- Grommet \$35 ea | Swivel tray & Wine Glass holder \$20 ea., Tablet holder \$40 & LED Lamp \$50.
- Metal Cup Holder: \$25 ea. (1 per arm/160/190 & 2 side by side on 159). Specify colour: Stainless, Black or Gold.
- *STORAGE items 159-160-190 with 2 USB/Electric outlets. *Must be used between 2 seats. Pieces are plain (without arm detail) & are not finished on the sides.

| Description | L x D x H | Leather | | | | | | Fabric | | |
|--|----------------|------------|-------------------------------|--|---|----------------------------------|--------------|--------|----------|------|
| | | 10 Pony | 20 Hugo Madras Softy | 30 Empire Fantasy Illusion Tucson Utah Vintage Yukon | 40 Diamond Elegance Princess Santiago Sensation Sunset Trina Victoria | 50 Bull Cassiope Dublin | 60 Caress | A | B COM | C |
| 178 ARMLESS DOUBLE CHAIR BUMPER LEFT | 52x40x33/40 | 1160 | 1230 | 1300 | 1370 | 1445 | 1515 | 910 | 955 | 1000 |
| 179 ARMLESS DOUBLE CHAIR BUMPER RIGHT | 52x40x33/40 | 1160 | 1230 | 1300 | 1370 | 1445 | 1515 | 910 | 955 | 1000 |
| 186 ARMLESS LOVESEAT BUMPER STORAGE-L | 68x40x33/40 | 1815 | 1890 | 1970 | 2045 | 2120 | 2200 | 1435 | 1495 | 1555 |
| 187 ARMLESS LOVESEAT BUMPER STORAGE-R | 68x40x33/40 | 1815 | 1890 | 1970 | 2045 | 2120 | 2200 | 1435 | 1495 | 1555 |
| 188 ARMLESS CHAIR BUMPER STORAGE-L | 45x40x33/40 | 1205 | 1275 | 1345 | 1420 | 1490 | 1560 | 955 | 985 | 1015 |
| 189 ARMLESS CHAIR BUMPER STORAGE-R | 45x40x33/40 | 1205 | 1275 | 1345 | 1420 | 1490 | 1560 | 955 | 985 | 1015 |
| 190 SMALL WEDGE STORAGE | 10/20x35x22 | 540 | 565 | 590 | 615 | 645 | 670 | 410 | 420 | 430 |
| 221 ARMLESS DBL CHAIR BUMPER STORAGE-L | 52x40x33/40 | 1280 | 1350 | 1425 | 1495 | 1565 | 1635 | 1025 | 1075 | 1125 |
| 222 ARMLESS DBL CHAIR BUMPER STORAGE-R | 52x40x33/40 | 1280 | 1350 | 1425 | 1495 | 1565 | 1635 | 1025 | 1075 | 1125 |
| 223 APT SOFA NO ARM BUMPER STORAGE-L | 82x40x33/40 | 1995 | 2100 | 2210 | 2315 | 2425 | 2530 | 1565 | 1640 | 1720 |
| 224 APT SOFA NO ARM BUMPER STORAGE-R | 82x40x33/40 | 1995 | 2100 | 2210 | 2315 | 2425 | 2530 | 1565 | 1640 | 1720 |
| 230 DBLE LOUNGE CHAIR RECLINING BACK L-ARM | 40x62x33/40 | 1575 | 1650 | 1730 | 1805 | 1880 | 1960 | 1235 | 1305 | 1375 |
| 231 DBLE LOUNGE CHAIR RECLINING BACK R-ARM | 40x62x33/40 | 1575 | 1650 | 1730 | 1805 | 1880 | 1960 | 1235 | 1305 | 1375 |
| 232 LOUNGE CHAIR RECLINING BACK LEFT ARM | 33x62x33/40 | 1460 | 1530 | 1600 | 1675 | 1745 | 1815 | 1160 | 1205 | 1250 |
| 233 LOUNGE CHAIR RECLINING BACK RIGHT ARM | 33x62x33/40 | 1460 | 1530 | 1600 | 1675 | 1745 | 1815 | 1160 | 1205 | 1250 |
| 234 SECTIONAL APT SOFA BUMPER LEFT | 96x40/44x33/40 | 2310 | 2440 | 2565 | 2695 | 2820 | 2950 | 1685 | 1765 | 1845 |

CHAMONIX

FEATURES:

- *Wall hugger power recliners with full footrest (manual n/a).
- Manual adjustable headrest on all items (stationary on wedge).
- Seat cushions with shaped foam + 1" layer of memory foam on top; arm with memory foam.
- Stitching: Small thread in fabric & large flat thread in leather.
- Lounge chair reclining back items with "Push Back" mechanism; wall clearance 10".
- *Excludes 043 & 163 chairs: Wall clearance 16"

Note: 2 recliner seats separated by a corner can not be opened at the same time. No recliner seats beside #155 Small Square Corner.

OPTIONS

- Battery Pack: Add \$125/ea.
- Motorized headrest: Add \$125 ea. (Motorized headrest N/A on stationary & lounge chair items).
- Choice of Large or Small 6" Arm: Leg on LARGE arm: LG187 wood or Metal: LG189 cyl. (Black or Chrome) or LG64 (sq). SMALL Arm: LG08 wood or Metal: LG196 cyl. (Black or Chrome) or LG64 (sq). Specify colour.
- Seat Depth: 20" or *22". *22" seat depth N/A on chairs 043 & 163.
- 043 & 163 Chairs: with wood base, add \$165; specify colour.

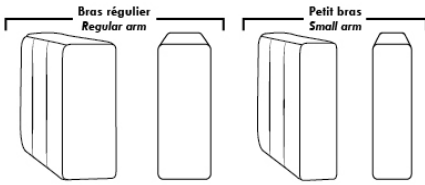
ACCESSORIES (n/a on small 6" arm)

- Grommet \$35 ea | Swivel tray & Wine Glass holder \$20 ea., Tablet holder \$40 & LED Lamp \$50.
- Metal Cup Holder: \$25 ea. (1 per arm/160/190 & 2 side by side on 159). Specify colour: Stainless, Black or Gold.
- *STORAGE items 159-160-190 with 2 USB/Electric outlets. *Must be used between 2 seats. Pieces are plain (without arm detail) & are not finished on the sides.

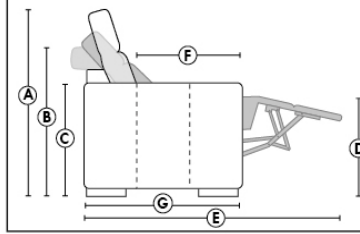
| Description | L x D x H | Leather | | | | | | Fabric | | |
|-------------------------------------|----------------|------------|-------------------------------|--|---|----------------------------------|--------------|--------|----------|------|
| | | 10 Pony | 20 Hugo Madras Softy | 30 Empire Fantasy Illusion Tucson Utah Vintage Yukon | 40 Diamond Elegance Princess Santiago Sensation Sunset Trina Victoria | 50 Bull Cassiope Dublin | 60 Caress | A | B COM | C |
| 235 SECTIONAL APT SOFA BUMPER RIGHT | 96x40/44x33/40 | 2310 | 2440 | 2565 | 2695 | 2820 | 2950 | 1685 | 1765 | 1845 |
| CONFIGURATIONS | | | | | | | | | | |
| A CONFIG (169-170) | 80X40X40 | 2960 | 3090 | 3220 | 3360 | 3490 | 3620 | 2430 | 2560 | 2690 |
| B CONFIG (169-171-174) | 111X62X40 | 4080 | 4270 | 4460 | 4660 | 4850 | 5040 | 3300 | 3485 | 3665 |
| C CONFIG (096-055-171-170) | 115X115X40 | 6010 | 6300 | 6590 | 6895 | 7185 | 7475 | 4775 | 5010 | 5240 |
| D CONFIG (169-171-235) | 115X96X40 | 4955 | 5195 | 5430 | 5675 | 5910 | 6150 | 3855 | 4050 | 4245 |
| J CONFIG (041-042) | 66X40X40 | 2810 | 2920 | 3030 | 3140 | 3250 | 3370 | 2330 | 2400 | 2470 |
| K CONFIG (041-071-005) | 90X62X40 | 3815 | 3970 | 4135 | 4290 | 4445 | 4605 | 3120 | 3245 | 3370 |
| L CONFIG (012-055-071-042) | 101X101X40 | 5670 | 5935 | 6205 | 6480 | 6745 | 7015 | 4555 | 4740 | 4915 |
| M CONFIG (041-071-024) | 101X89X40 | 4725 | 4960 | 5205 | 5440 | 5680 | 5920 | 3685 | 3850 | 4010 |

CHAMONIX

OPTIMA

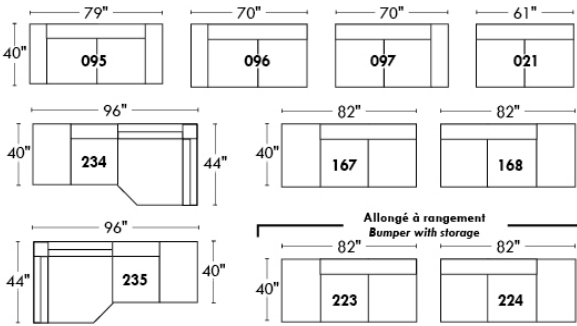


Spécifications | Specifications

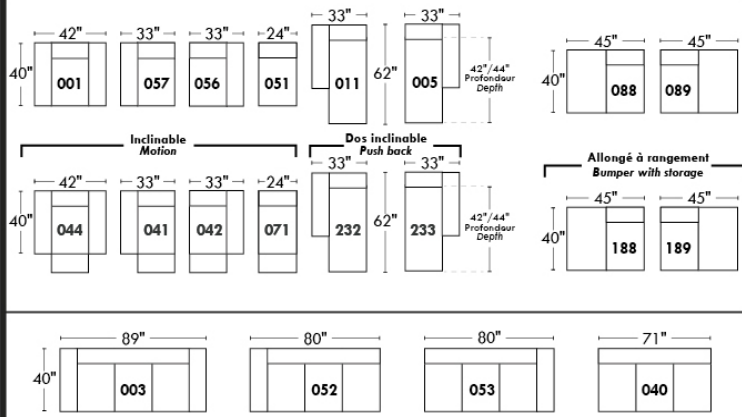
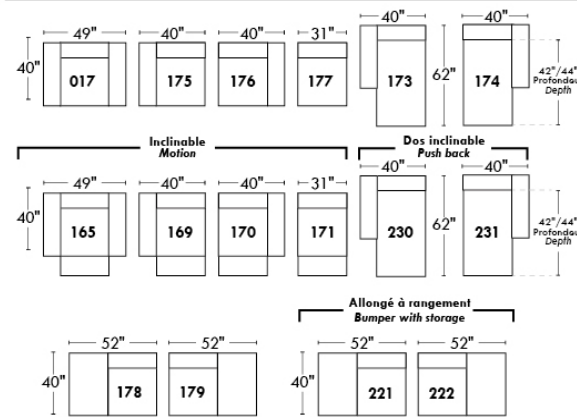
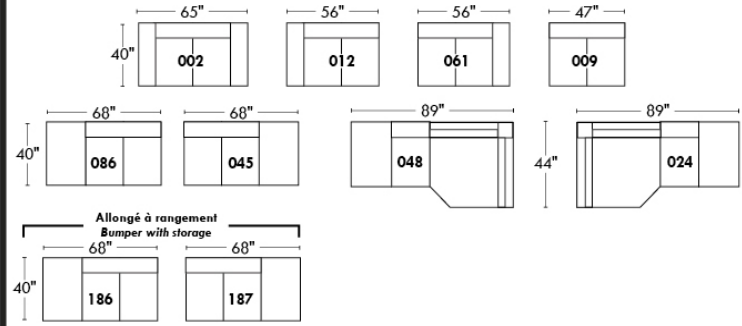


- Appui-tête levé / Headrest up
 - Appui-tête baissé / Headrest down
 - Complètement incliné / Fully reclined
- (A)** Hauteur complète 40" / Total Height
(B) Hauteur appui-tête baissé 33" / Height headrest down
(C) Hauteur du bras 24" / Arm Height
(D) Hauteur du siège 19,5" / Seat height
(E) Profondeur inclinée 65" / Depth fully reclined
(F) Profondeur d'assise 20" ou/ou 22" / Seat depth
(G) Profondeur appui-tête monté 36" / Depth with headrest up

Siège 30" de large | 30" Seat Width



Siège 23" de large | 23" Seat Width



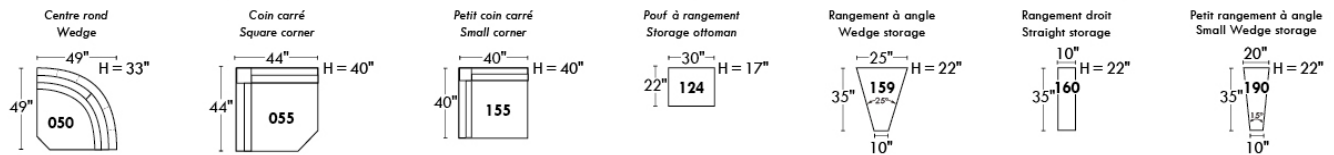
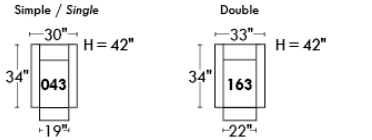
Autres | Others

Fauteuil berçant, pivotant et inclinable

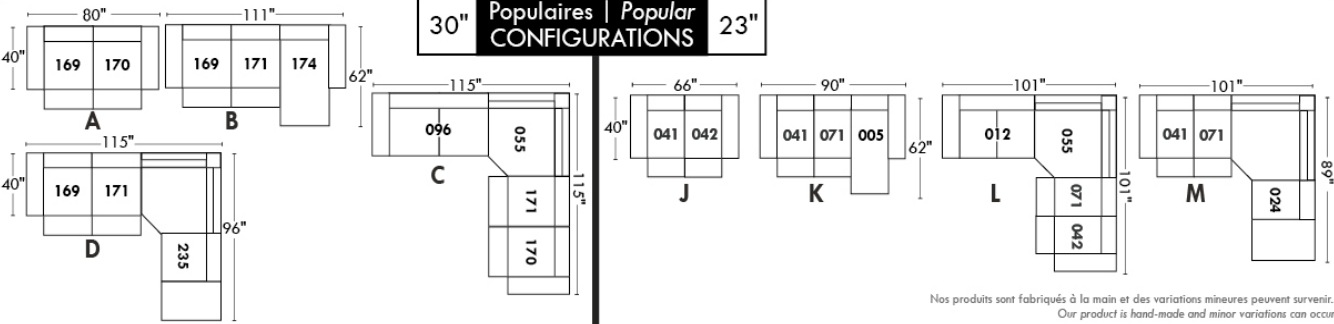
N'est pas un mécanisme protège-mur
Dégagement mural: 16"

Swivel, rocking motion chair

Not a wall hugger mechanism
Wall clearance: 16"



30" Populaires | Popular CONFIGURATIONS 23"



Nos produits sont fabriqués à la main et des variations mineures peuvent survenir.
Our product is hand-made and minor variations can occur.

CDN Price List

CHLOE

FEATURES: Piping on arm contour , upholsterd seat cushions with shaped foam and 1" layer of memory foam. Back cushions stuffed with fiber filling for ultimate comfort . Deep seating depth of 22".

LEG: Specify color of wood legs LG111.

COMBO: Specify Cover #2 on seats & piping only. If COMBO LEATHER seats: Grade 10 - 30 add \$80 per seat. Grade 40 - 60 add \$120 per seat. Lounge chair or angle chair = 2 seats.

IN FABRIC: There is no stitching on seats for skus 005-011-062 and 063.

PLAIN fabric recommended for the base.

*REMARK: In leather and fabric, armless end pieces and wedge are not fully upholstered.

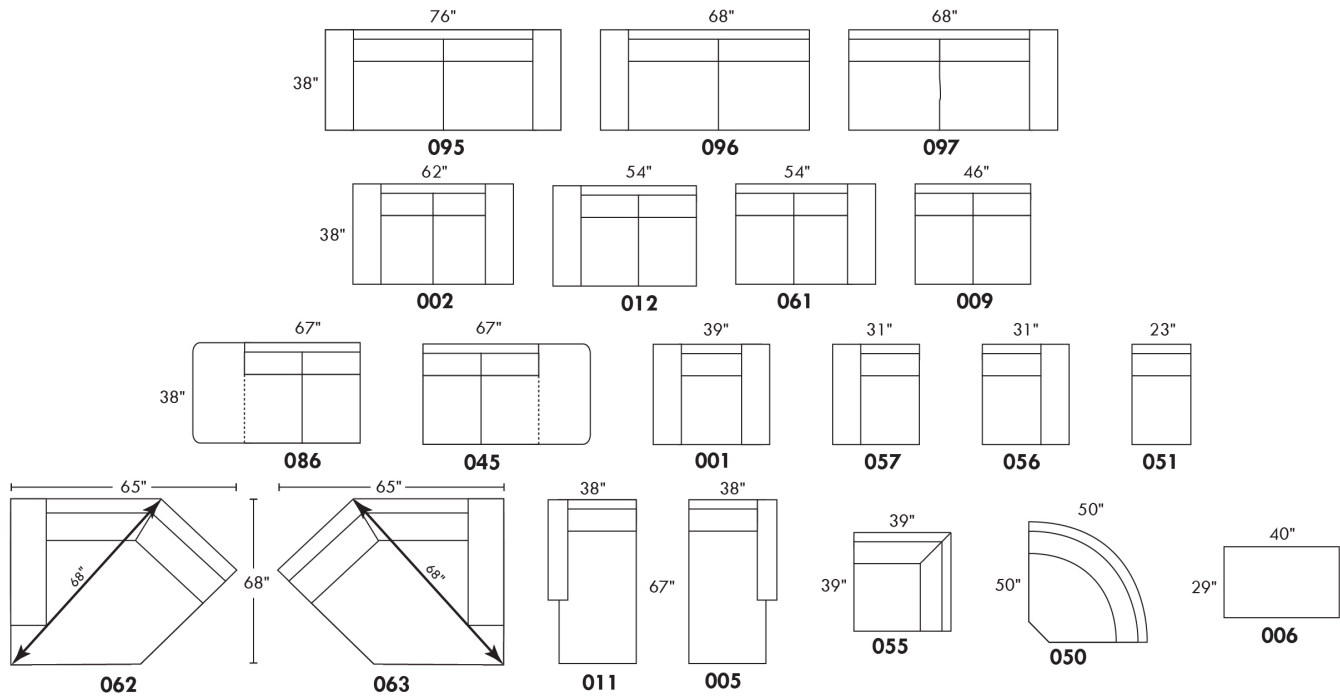
| Description | L x D x H | Leather | | | | | | Fabric | | |
|-----------------------------------|--------------|------------|-------------------------------|--|---|----------------------------------|--------------|--------|----------|------|
| | | 10 Pony | 20 Hugo Madras Softy | 30 Empire Fantasy Illusion Tucson Utah Vintage Yukon | 40 Diamond Elegance Princess Santiago Sensation Sunset Trina Victoria | 50 Bull Cassiope Dublin | 60 Caress | A | B COM | C |
| 001 CHAIR | 39 x 38 x 36 | 1115 | 1195 | 1265 | 1340 | 1415 | 1490 | 765 | 810 | 845 |
| 002 LOVESEAT | 62 x 38 x 36 | 1595 | 1700 | 1785 | 1890 | 1990 | 2095 | 1010 | 1065 | 1120 |
| 005 LOUNGE CHAIR RIGHT ARM | 38 x 67 x 36 | 1245 | 1335 | 1420 | 1510 | 1595 | 1690 | 915 | 965 | 1010 |
| 006 OTTOMAN | 40 x 29 x 17 | 590 | 630 | 670 | 710 | 745 | 780 | 500 | 520 | 535 |
| 009 ARMLESS LOVESEAT | 46 x 38 x 36 | 1185 | 1275 | 1375 | 1480 | 1575 | 1685 | 840 | 905 | 960 |
| 011 LOUNGE CHAIR LEFT ARM | 38 x 67 x 36 | 1245 | 1335 | 1420 | 1510 | 1595 | 1690 | 915 | 965 | 1010 |
| 012 LOVESEAT LEFT ARM | 54 x 38 x 36 | 1365 | 1465 | 1565 | 1665 | 1760 | 1855 | 940 | 985 | 1040 |
| 045 ARMLESS LOVESEAT BUMPER RIGHT | 67 x 38 x 36 | 1365 | 1465 | 1565 | 1665 | 1760 | 1855 | 915 | 970 | 1020 |
| 050 WEDGE | 50 x 50 x 36 | 1115 | 1200 | 1275 | 1355 | 1440 | 1520 | 800 | 835 | 870 |
| 051 ARMLESS CHAIR | 23 x 38 x 36 | 625 | 705 | 775 | 845 | 925 | 1000 | 585 | 630 | 675 |
| 055 SQUARE CORNER | 39 x 39 x 36 | 1010 | 1095 | 1170 | 1250 | 1335 | 1415 | 775 | 815 | 845 |
| 056 CHAIR RIGHT ARM | 31 x 38 x 36 | 855 | 945 | 1010 | 1090 | 1160 | 1235 | 675 | 720 | 765 |
| 057 CHAIR LEFT ARM | 31 x 38 x 36 | 855 | 945 | 1010 | 1090 | 1160 | 1235 | 675 | 720 | 765 |
| 061 LOVESEAT RIGHT ARM | 54 x 38 x 36 | 1365 | 1465 | 1565 | 1665 | 1760 | 1855 | 940 | 985 | 1040 |
| 062 ANGLE CHAIR LEFT ARM | 65 x 68 x 36 | 1545 | 1630 | 1735 | 1825 | 1915 | 2010 | 1185 | 1235 | 1290 |
| 063 ANGLE CHAIR RIGHT ARM | 65 x 68 x 36 | 1545 | 1630 | 1735 | 1825 | 1915 | 2010 | 1185 | 1235 | 1290 |
| 086 ARMLESS LOVESEAT BUMPER LEFT | 67 X 38 X 36 | 1365 | 1465 | 1565 | 1665 | 1760 | 1855 | 915 | 970 | 1020 |
| 095 APARTMENT SOFA | 76 x 38 x 36 | 1735 | 1850 | 1980 | 2105 | 2230 | 2350 | 1155 | 1225 | 1290 |
| 096 APARTMENT SOFA LEFT ARM | 68 x 38 x 36 | 1515 | 1630 | 1760 | 1885 | 2010 | 2130 | 1065 | 1135 | 1205 |
| 097 APARTMENT SOFA RIGHT ARM | 68 x 38 x 36 | 1515 | 1630 | 1760 | 1885 | 2010 | 2130 | 1065 | 1135 | 1205 |
| CONFIGURATIONS | | | | | | | | | | |
| A CONF. A (096-005) | 106X67X36 | 2760 | 2965 | 3180 | 3395 | 3605 | 3820 | 1980 | 2100 | 2215 |

CDN Price List

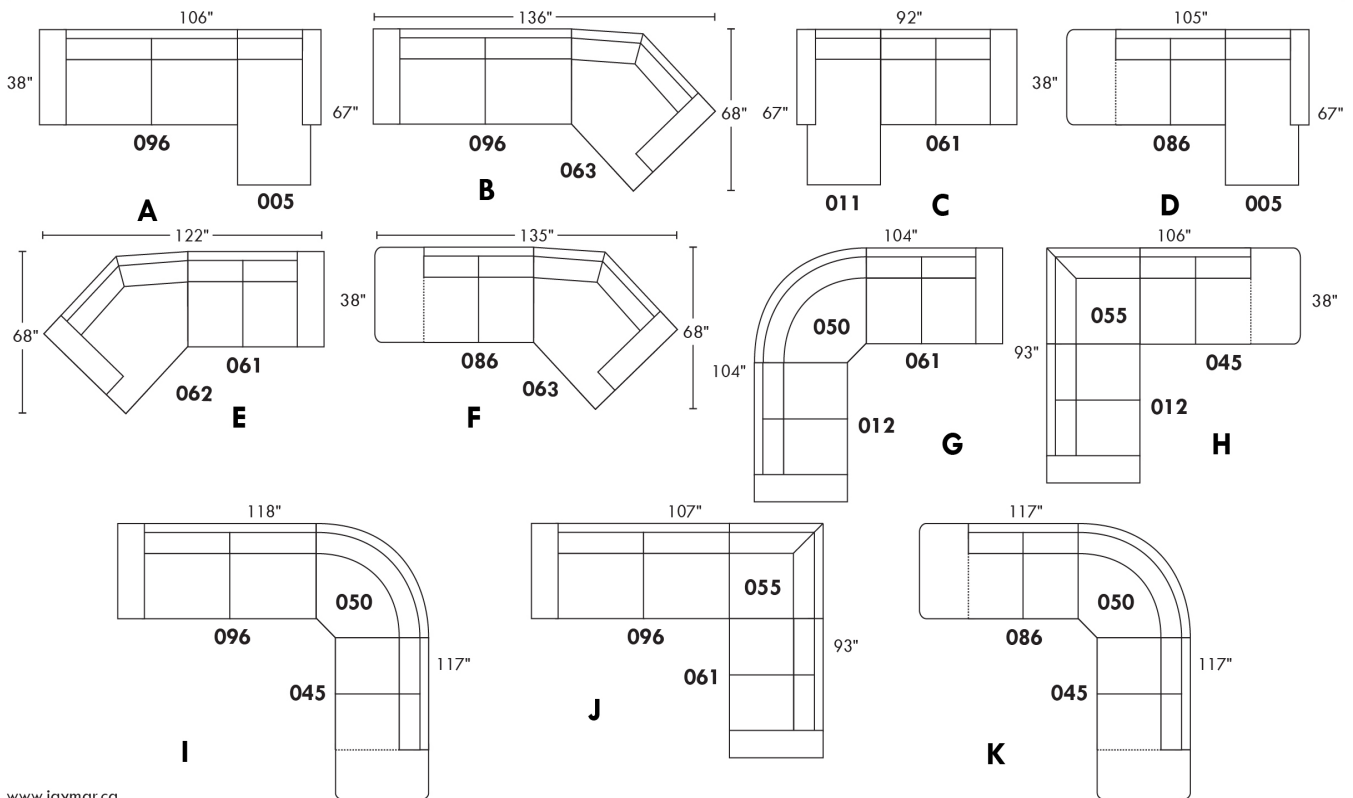
CHLOE

| Description | L x D x H | Leather | | | | | | Fabric | | |
|-------------------------|------------|------------|-------------------------------|--|---|----------------------------------|--------------|--------|----------|------|
| | | 10 Pony | 20 Hugo Madras Softy | 30 Empire Fantasy Illusion Tucson Utah Vintage Yukon | 40 Diamond Elegance Princess Santiago Sensation Sunset Trina Victoria | 50 Bull Cassiope Dublin | 60 Caress | A | B COM | C |
| B CONF. B (096-063) | 136X68X36 | 3060 | 3260 | 3495 | 3710 | 3925 | 4140 | 2250 | 2370 | 2495 |
| C CONF. C (011-061) | 92X67X36 | 2610 | 2800 | 2985 | 3175 | 3355 | 3545 | 1855 | 1950 | 2050 |
| D CONF. D (086-005) | 105X67X36 | 2610 | 2800 | 2985 | 3175 | 3355 | 3545 | 1830 | 1935 | 2030 |
| E CONF. E (062-061) | 122X68X36 | 2910 | 3095 | 3300 | 3490 | 3675 | 3865 | 2125 | 2220 | 2330 |
| F CONF. F (086-063) | 135X68X36 | 2910 | 3095 | 3300 | 3490 | 3675 | 3865 | 2100 | 2205 | 2310 |
| G CONF. G (012-050-061) | 104X104X36 | 3845 | 4130 | 4405 | 4685 | 4960 | 5230 | 2680 | 2805 | 2950 |
| H CONF. H (012-055-045) | 106X93X36 | 3740 | 4025 | 4300 | 4580 | 4855 | 5125 | 2630 | 2770 | 2905 |
| I CONF. I (096-050-045) | 118X117X36 | 3995 | 4295 | 4600 | 4905 | 5210 | 5505 | 2780 | 2940 | 3095 |
| J CONF. J (096-055-061) | 107X93X36 | 3890 | 4190 | 4495 | 4800 | 5105 | 5400 | 2780 | 2935 | 3090 |
| K CONF. K (086-050-045) | 117X117X36 | 3845 | 4130 | 4405 | 4685 | 4960 | 5230 | 2630 | 2775 | 2910 |

Hauteur complète 36" | Hauteur de siège 18" | Hauteur devant bras 24" | Profondeur d'assise 22"
 Total Height 36" | Seat Height 18" | Arm Height 24" | Seat Depth 22"



CONFIGURATIONS



www.jaymar.ca

Toutes les dimensions indiquées sont au pouce près. Nos produits sont fabriqués à la main et des variations mineures peuvent survenir.
 All dimensions indicated are to the nearest inch. Our product is hand-made and minor variations can occur.

CLARIO

Features: Adjustable headrest included with all items (2 with square corner). Headrest STATIONARY on Wedge (050). Stitching: Small "French Stitch" in fabric & in leather. Swivel Rocking Recliner Chairs (items 043 & 163 only): seat cushions with 1" memory foam. Lounge Chair Reclining Back items with "Push Back" mechanism. Wall distance: 10".

OPTIONS - Provide SKETCH of your config.:

Small 6" Arm: at same price.

Leg (specify colour): on LARGE arm: LG08 wood. On SMALL arm: LG195 wood.

Choice of Seat Depth: 20" or *22". The *22" seat depth N/A on chairs #043 & #163.

043 & 163 Chairs: with wood base, add \$165 (specify colour).

PREMIUM Option (Available only with MOTORIZED option): Full footrest + upholstered seat cushions with shaped foam & 1" layer of memory foam on entire set (on stationary & recliner seats); ADD \$30/seat. Bumper section counts as 1 seat & lounge chairs as 2 seats.

Motorized recliner mechanism with TOUCH-SENSOR button add \$125/mechanism. | For wireless motorized recliner (Battery) mechanism add \$250/mechanism.

N.B.: 2 recliner seats SEPARATED by a WEDGE or SQUARE CORNER cannot be opened at the same time.

| Description | L x D x H | Leather | | | | | | Fabric | | |
|-------------------------------------|-----------------|------------|-------------------------------|--|---|----------------------------------|--------------|--------|----------|------|
| | | 10 Pony | 20 Hugo Madras Softy | 30 Empire Fantasy Illusion Tucson Utah Vintage Yukon | 40 Diamond Elegance Princess Santiago Sensation Sunset Trina Victoria | 50 Bull Cassiope Dublin | 60 Caress | A | B COM | C |
| 001 CHAIR | 40x40x33/40 | 1265 | 1340 | 1430 | 1510 | 1580 | 1665 | 960 | 990 | 1025 |
| 002 LOVESEAT | 63x40x33/40 | 1835 | 1945 | 2035 | 2140 | 2235 | 2335 | 1365 | 1430 | 1490 |
| 003 SOFA | 87x40x33/40 | 2210 | 2335 | 2475 | 2595 | 2725 | 2840 | 1635 | 1730 | 1805 |
| 005 LOUNGE CHAIR RIGHT ARM | 32x62x33/40 | 1205 | 1265 | 1330 | 1385 | 1445 | 1510 | 905 | 960 | 1005 |
| 009 ARMLESS LOVESEAT | 47x40x33/40 | 1365 | 1430 | 1495 | 1555 | 1610 | 1670 | 1020 | 1090 | 1140 |
| 011 LOUNGE CHAIR LEFT ARM | 32x62x33/40 | 1205 | 1265 | 1330 | 1385 | 1445 | 1510 | 905 | 960 | 1005 |
| 012 LOVESEAT LEFT ARM | 55x40x33/40 | 1600 | 1685 | 1760 | 1840 | 1930 | 1995 | 1200 | 1250 | 1320 |
| 017 DOUBLE CHAIR | 47x40x33/40 | 1345 | 1435 | 1530 | 1610 | 1700 | 1775 | 1005 | 1060 | 1110 |
| 021 APARTMENT SOFA NO ARM | 61x40x33/40 | 1545 | 1620 | 1715 | 1780 | 1865 | 1955 | 1160 | 1230 | 1305 |
| 024 SECTIONAL LOVESEAT BUMPER RIGHT | 89x40/44x33/40 | 2125 | 2260 | 2395 | 2530 | 2660 | 2800 | 1485 | 1560 | 1630 |
| 040 ARMLESS SOFA | 71x40x33/40 | 1745 | 1830 | 1930 | 2005 | 2095 | 2180 | 1315 | 1385 | 1465 |
| 041 RECLINING CHAIR LEFT ARM | 32x40x33/40 | 1165 | 1225 | 1290 | 1345 | 1410 | 1465 | 915 | 960 | 990 |
| 042 RECLINING CHAIR RIGHT ARM | 32x40x33/40 | 1165 | 1225 | 1290 | 1345 | 1410 | 1465 | 915 | 960 | 990 |
| 043 SWIVEL ROCKING RECLINING CHAIR | 30/33 x 34 x 42 | 1475 | 1555 | 1645 | 1740 | 1820 | 1900 | 1180 | 1215 | 1250 |
| 044 RECLINER CHAIR | 40x40x33/40 | 1395 | 1470 | 1560 | 1630 | 1720 | 1785 | 1095 | 1130 | 1170 |
| 045 ARMLESS LOVESEAT BUMPER RIGHT | 68x40x33/40 | 1605 | 1695 | 1775 | 1865 | 1960 | 2035 | 1205 | 1265 | 1325 |
| 048 SECTIONAL LOVESEAT BUMPER LEFT | 89x40/44x33/40 | 2125 | 2260 | 2395 | 2530 | 2660 | 2800 | 1485 | 1560 | 1630 |
| 050 WEDGE | 49x49x33 | 1205 | 1285 | 1365 | 1445 | 1530 | 1605 | 850 | 905 | 955 |
| 051 ARMLESS CHAIR | 24x40x33/40 | 800 | 840 | 885 | 925 | 970 | 1005 | 610 | 655 | 695 |

CLARIO

Features: Adjustable headrest included with all items (2 with square corner). Headrest STATIONARY on Wedge (050). Stitching: Small "French Stitch" in fabric & in leather. Swivel Rocking Recliner Chairs (items 043 & 163 only): seat cushions with 1" memory foam. Lounge Chair Reclining Back items with "Push Back" mechanism. Wall distance: 10".

OPTIONS - Provide SKETCH of your config.:

Small 6" Arm: at same price.

Leg (specify colour): on LARGE arm: LG08 wood. On SMALL arm: LG195 wood.

Choice of Seat Depth: 20" or *22". The *22" seat depth N/A on chairs #043 & #163.

043 & 163 Chairs: with wood base, add \$165 (specify colour).

PREMIUM Option (Available only with MOTORIZED option): Full footrest + upholstered seat cushions with shaped foam & 1" layer of memory foam on entire set (on stationary & recliner seats); ADD \$30/seat. Bumper section counts as 1 seat & lounge chairs as 2 seats.

Motorized recliner mechanism with TOUCH-SENSOR button add \$125/mechanism. | For wireless motorized recliner (Battery) mechanism add \$250/mechanism.

N.B.: 2 recliner seats SEPARATED by a WEDGE or SQUARE CORNER cannot be opened at the same time.

| Description | L x D x H | Leather | | | | | | Fabric | | |
|--|-------------|------------|-------------------------------|--|---|----------------------------------|--------------|--------|----------|------|
| | | 10 Pony | 20 Hugo Madras Softy | 30 Empire Fantasy Illusion Tucson Utah Vintage Yukon | 40 Diamond Elegance Princess Santiago Sensation Sunset Trina Victoria | 50 Bull Cassiope Dublin | 60 Caress | A | B COM | C |
| 052 SOFA LEFT ARM | 79x40x33/40 | 1980 | 2090 | 2200 | 2305 | 2400 | 2515 | 1485 | 1560 | 1630 |
| 053 SOFA RIGHT ARM | 79x40x33/40 | 1980 | 2090 | 2200 | 2305 | 2400 | 2515 | 1485 | 1560 | 1630 |
| 055 SQUARE CORNER | 44x44x33/40 | 1415 | 1495 | 1575 | 1650 | 1740 | 1820 | 1070 | 1115 | 1165 |
| 056 CHAIR RIGHT ARM | 32x40x33/40 | 1025 | 1095 | 1160 | 1215 | 1275 | 1335 | 775 | 815 | 850 |
| 057 CHAIR LEFT ARM | 32x40x33/40 | 1025 | 1095 | 1160 | 1215 | 1275 | 1335 | 775 | 815 | 850 |
| 061 LOVESEAT RIGHT ARM | 55x40x33/40 | 1600 | 1685 | 1760 | 1840 | 1930 | 1995 | 1200 | 1250 | 1320 |
| 071 ARMLESS RECLINING CHAIR | 24x40x33/40 | 945 | 975 | 1015 | 1060 | 1100 | 1135 | 745 | 795 | 845 |
| 086 ARMLESS LOVESEAT BUMPER LEFT | 68x40x33/40 | 1605 | 1695 | 1775 | 1865 | 1960 | 2035 | 1205 | 1265 | 1325 |
| 088 ARMLESS CHAIR BUMPER LEFT | 45x40x33/40 | 1030 | 1105 | 1185 | 1240 | 1315 | 1375 | 780 | 825 | 855 |
| 089 ARMLESS CHAIR BUMPER RIGHT | 45x40x33/40 | 1030 | 1105 | 1185 | 1240 | 1315 | 1375 | 780 | 825 | 855 |
| 095 APARTMENT SOFA | 77x40x33/40 | 2010 | 2125 | 2255 | 2375 | 2495 | 2610 | 1510 | 1575 | 1640 |
| 096 APARTMENT SOFA LEFT ARM | 69x40x33/40 | 1770 | 1875 | 1980 | 2085 | 2180 | 2280 | 1335 | 1410 | 1485 |
| 097 APARTMENT SOFA RIGHT ARM | 69x40x33/40 | 1770 | 1875 | 1980 | 2085 | 2180 | 2280 | 1335 | 1410 | 1485 |
| 124 STORAGE OTTOMAN | 30x22x17 | 530 | 550 | 580 | 610 | 640 | 665 | 445 | 455 | 470 |
| 163 DBL SWIVEL ROCKING RECLINER CHAIR | 33/36x34x42 | 1510 | 1605 | 1695 | 1770 | 1865 | 1955 | 1185 | 1220 | 1255 |
| 165 DOUBLE RECLINING CHAIR | 47x40x33/40 | 1490 | 1570 | 1665 | 1750 | 1835 | 1930 | 1140 | 1200 | 1245 |
| 167 APARTMENT SOFA NO ARM BUMPER LEFT | 82x40x33/40 | 1775 | 1885 | 1995 | 2105 | 2210 | 2315 | 1340 | 1415 | 1490 |
| 168 APARTMENT SOFA NO ARM BUMPER RIGHT | 82x40x33/40 | 1775 | 1885 | 1995 | 2105 | 2210 | 2315 | 1340 | 1415 | 1490 |
| 169 DOUBLE RECLINING CHAIR LEFT ARM | 39x40x33/40 | 1245 | 1320 | 1385 | 1455 | 1520 | 1580 | 975 | 1020 | 1080 |
| 170 DOUBLE RECLINING CHAIR RIGHT ARM | 39x40x33/40 | 1245 | 1320 | 1385 | 1455 | 1520 | 1580 | 975 | 1020 | 1080 |

CLARIO

Features: Adjustable headrest included with all items (2 with square corner). Headrest STATIONARY on Wedge (050). Stitching: Small "French Stitch" in fabric & in leather. Swivel Rocking Recliner Chairs (items 043 & 163 only): seat cushions with 1" memory foam. Lounge Chair Reclining Back items with "Push Back" mechanism. Wall distance: 10".

OPTIONS - Provide SKETCH of your config.:

Small 6" Arm: at same price.

Leg (specify colour): on LARGE arm: LG08 wood. On SMALL arm: LG195 wood.

Choice of Seat Depth: 20" or *22". The *22" seat depth N/A on chairs #043 & #163.

043 & 163 Chairs: with wood base, add \$165 (specify colour).

PREMIUM Option (Available only with MOTORIZED option): Full footrest + upholstered seat cushions with shaped foam & 1" layer of memory foam on entire set (on stationary & recliner seats); ADD \$30/seat. Bumper section counts as 1 seat & lounge chairs as 2 seats.

Motorized recliner mechanism with TOUCH-SENSOR button add \$125/mechanism. | For wireless motorized recliner (Battery) mechanism add \$250/mechanism.

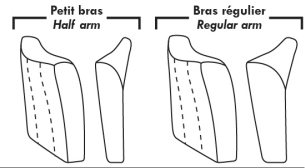
N.B.: 2 recliner seats SEPARATED by a WEDGE or SQUARE CORNER cannot be opened at the same time.

| Description | L x D x H | Leather | | | | | | Fabric | | |
|--|----------------|------------|-------------------------------|--|---|----------------------------------|--------------|--------|----------|------|
| | | 10 Pony | 20 Hugo Madras Softy | 30 Empire Fantasy Illusion Tucson Utah Vintage Yukon | 40 Diamond Elegance Princess Santiago Sensation Sunset Trina Victoria | 50 Bull Cassiope Dublin | 60 Caress | A | B COM | C |
| 171 ARMLESS DOUBLE RECLINING CHAIR | 31x40x33/40 | 1015 | 1065 | 1115 | 1165 | 1210 | 1250 | 800 | 850 | 910 |
| 173 DOUBLE LOUNGE CHAIR LEFT ARM | 39x62x33/40 | 1320 | 1395 | 1485 | 1560 | 1630 | 1720 | 985 | 1065 | 1140 |
| 174 DOUBLE LOUNGE CHAIR RIGHT ARM | 39x62x33/40 | 1320 | 1395 | 1485 | 1560 | 1630 | 1720 | 985 | 1065 | 1140 |
| 175 DOUBLE CHAIR LEFT ARM | 39x40x33/40 | 1115 | 1190 | 1250 | 1325 | 1385 | 1455 | 840 | 895 | 955 |
| 176 DOUBLE CHAIR RIGHT ARM | 39x40x33/40 | 1115 | 1190 | 1250 | 1325 | 1385 | 1455 | 840 | 895 | 955 |
| 177 ARMLESS DOUBLE CHAIR | 31x40x33/40 | 875 | 925 | 980 | 1020 | 1070 | 1115 | 665 | 720 | 770 |
| 178 ARMLESS DOUBLE CHAIR BUMPER LEFT | 52x40x33/40 | 1120 | 1200 | 1275 | 1345 | 1420 | 1495 | 845 | 905 | 960 |
| 179 ARMLESS DOUBLE CHAIR BUMPER RIGHT | 52x40x33/40 | 1120 | 1200 | 1275 | 1345 | 1420 | 1495 | 845 | 905 | 960 |
| 230 DBLE LOUNGE CHAIR RECLINING BACK L-ARM | 39x62x33/40 | 1445 | 1530 | 1610 | 1695 | 1765 | 1845 | 1100 | 1185 | 1250 |
| 231 DBLE LOUNGE CHAIR RECLINING BACK R-ARM | 39x62x33/40 | 1445 | 1530 | 1610 | 1695 | 1765 | 1845 | 1100 | 1185 | 1250 |
| 232 LOUNGE CHAIR RECLINING BACK LEFT ARM | 32x62x33/40 | 1340 | 1405 | 1465 | 1530 | 1580 | 1635 | 1005 | 1060 | 1110 |
| 233 LOUNGE CHAIR RECLINING BACK RIGHT ARM | 32x62x33/40 | 1340 | 1405 | 1465 | 1530 | 1580 | 1635 | 1005 | 1060 | 1110 |
| 234 SECTIONAL APT SOFA BUMPER LEFT | 96x40/44x33/40 | 2210 | 2340 | 2485 | 2610 | 2745 | 2875 | 1555 | 1635 | 1740 |
| 235 SECTIONAL APT SOFA BUMPER RIGHT | 96x40/44x33/40 | 2210 | 2340 | 2485 | 2610 | 2745 | 2875 | 1555 | 1635 | 1740 |
| CONFIGURATIONS | | | | | | | | | | |
| A CONFIG. (169-177-174) | 109X62X33/40 | 3440 | 3640 | 3850 | 4035 | 4220 | 4415 | 2625 | 2805 | 2990 |
| B CONFIG. (096-055-177-170) | 113X114X33/40 | 5305 | 5615 | 5920 | 6210 | 6510 | 6795 | 4045 | 4265 | 4500 |
| C CONFIG. (173-177-055-179) | 114X96X33/40 | 4730 | 5015 | 5315 | 5575 | 5860 | 6150 | 3565 | 3805 | 4035 |
| D CONFIG. (011-009-005) | 110X62X33/40 | 3775 | 3960 | 4155 | 4325 | 4500 | 4690 | 2830 | 3010 | 3150 |
| E CONFIG. (041-071-055-061) | 100X99X33/40 | 5125 | 5380 | 5640 | 5895 | 6180 | 6415 | 3930 | 4120 | 4320 |

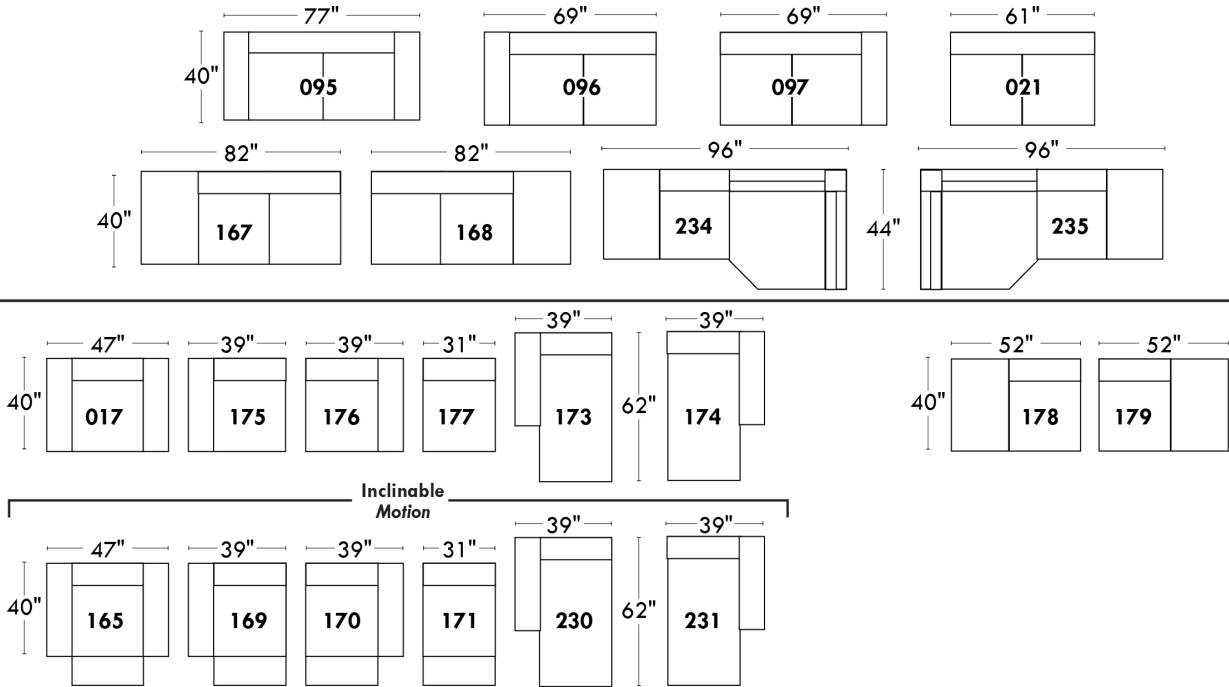
CDN Price List

CLARIO

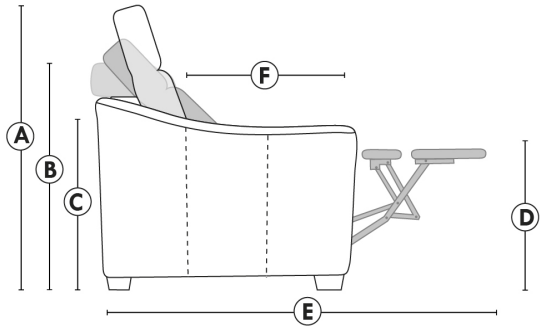
| Description | L x D x H | Leather | | | | | | Fabric | | |
|---------------------|-------------|------------|-------------------------------|--|---|----------------------------------|--------------|--------|----------|------|
| | | 10 Pony | 20 Hugo Madras Softy | 30 Empire Fantasy Illusion Tucson Utah Vintage Yukon | 40 Diamond Elegance Princess Santiago Sensation Sunset Trina Victoria | 50 Bull Cassiope Dublin | 60 Caress | A | B COM | C |
| F CONFIG. (041-061) | 87X40X33/40 | 2765 | 2910 | 3050 | 3185 | 3340 | 3460 | 2115 | 2210 | 2310 |
| G CONFIG. (057-042) | 64X40X33/40 | 2190 | 2320 | 2450 | 2560 | 2685 | 2800 | 1690 | 1775 | 1840 |



Items avec siège de 30" | Items with 30" seat

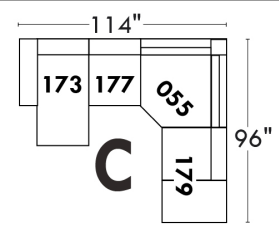
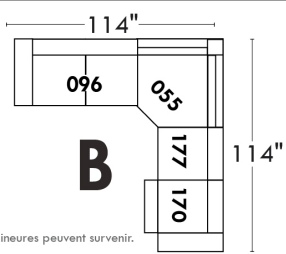
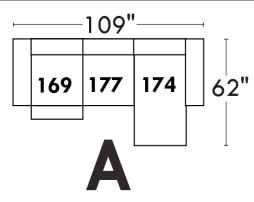
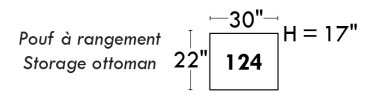
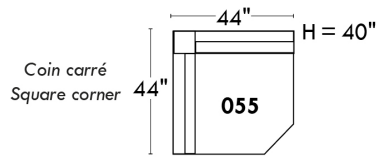
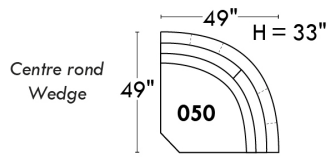


Spécifications | Specifications



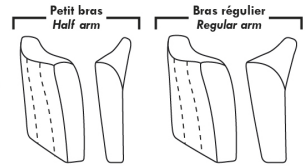
- Appui-tête levé / Headrest up
- Appui-tête baissé / Headrest down
- Complètement incliné / Fully reclined
- (A) Hauteur complète 40" / Total Height
- (B) Hauteur appui-tête baissé 33" / Height headrest down
- (C) Hauteur du bras 23" / Arm Height
- (D) Hauteur du siège 19,5" / Seat height
- (E) Profondeur incliné 65" / Depth fully reclined
- (F) Profondeur d'assise 20" ou/ou 22" / Seat depth

Autres | Others

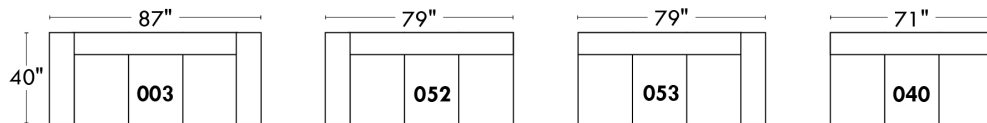
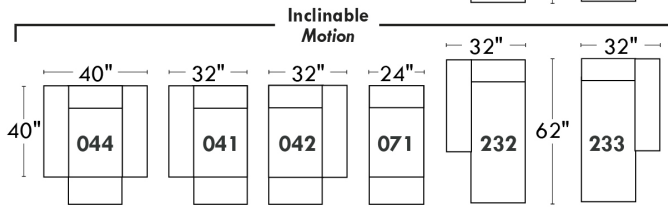
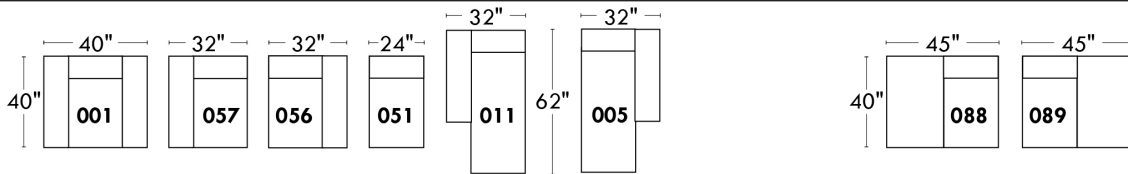
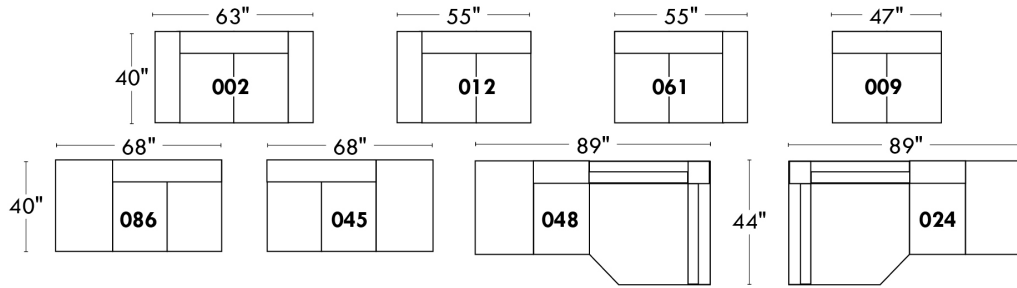


www.jaymar.ca

Toutes les dimensions indiquées sont au pouce près. Nos produits sont fabriqués à la main et des variations mineures peuvent survenir.
All dimensions indicated are to the nearest inch. Our product is hand-made and minor variations can occur.

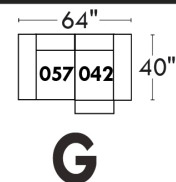
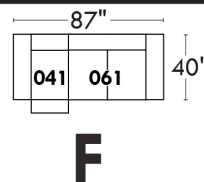
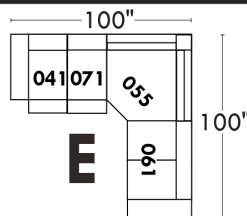
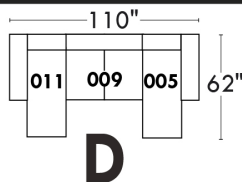
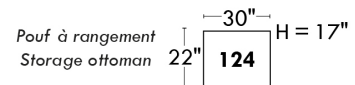
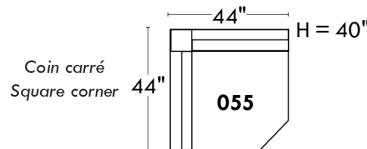
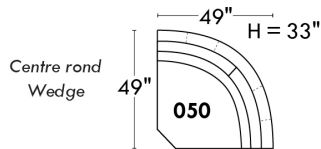


Items avec siège de 23" | Items with 23" seat



| | | |
|--|--|---|
| <p>Fauteuil berçant, pivotant et inclinable</p> <p>NE viens PAS avec un mécanisme protège-mur Dégagement mural: 16"</p> | <p>Swivel and rocking motion chair</p> <p>NOT Wall hugger Wall clearance: 16"</p> | <p>Simple 34" x 30" x 19" H = 42" Bras Arm 5 1/2"</p> <p>Double 34" x 33" x 22" H = 42" Bras Arm 5 1/2"</p> |
|--|--|---|

Autres | Others



COLOGNE

FEATURES:

- *Wall hugger power recliners with full footrest (manual n/a).
- Manual adjustable headrest on all items (2 on square corner & stationary on wedge).
- Seat cushions with shaped foam + 1" layer of memory foam on top; arm with memory foam.
- Stitching: Small thread in fabric & large flat thread in leather.
- Lounge chair reclining back items with "Push Back" mechanism; wall clearance 10".
- *Excludes 043 & 163 chairs: Wall clearance 16"

Note: 2 recliner seats separated by a corner can not be opened at the same time. No recliner seats beside #155 Small Square Corner.

OPTIONS

- Battery Pack: Add \$125/ea.
- Motorized headrest: Add \$125 ea. (Motorized headrest N/A on stationary & lounge chair items).
- Choice of Large or Small 6" Arm: Leg on LARGE arm: LG187 wood or LG189 metal (Black or Chrome). SMALL 6" Arm: LG08 wood or LG64 metal. Specify colour.
- Seat Depth: 20" or *22". *22" seat depth N/A on chairs 043 & 163.
- 043 & 163 Chairs: with wood base add \$165 (specify colour).

ACCESSORIES (n/a on small 6" arm)

- Grommet \$35 ea | Swivel tray & Wine Glass holder \$20 ea., Tablet holder \$40 & LED Lamp \$50.
- Metal Cup Holder: \$25 ea. (1 per arm/160/190 & 2 side by side on 159). Specify colour: Stainless, Black or Gold.
- *STORAGE items 159-160-190 with 2 USB/Electric outlets. *Must be used between 2 seats. Pieces are plain (without arm detail) & are not finished on the sides.

| Description | L x D x H | Leather | | | | | | Fabric | | |
|-------------------------------------|----------------|------------|-------------------------------|--|---|----------------------------------|--------------|--------|----------|------|
| | | 10 Pony | 20 Hugo Madras Softy | 30 Empire Fantasy Illusion Tucson Utah Vintage Yukon | 40 Diamond Elegance Princess Santiago Sensation Sunset Trina Victoria | 50 Bull Cassiope Dublin | 60 Caress | A | B COM | C |
| 001 CHAIR | 42x40x33/40 | 1420 | 1500 | 1580 | 1665 | 1745 | 1825 | 1130 | 1165 | 1195 |
| 002 LOVESEAT | 65x40x33/40 | 2030 | 2125 | 2225 | 2320 | 2415 | 2515 | 1600 | 1665 | 1725 |
| 003 SOFA | 89x40x33/40 | 2450 | 2575 | 2705 | 2830 | 2960 | 3085 | 1935 | 2010 | 2085 |
| 005 LOUNGE CHAIR RIGHT ARM | 33x62x33/40 | 1325 | 1380 | 1440 | 1495 | 1550 | 1605 | 1045 | 1090 | 1135 |
| 009 ARMLESS LOVESEAT | 47x40x33/40 | 1425 | 1485 | 1545 | 1605 | 1670 | 1730 | 1100 | 1165 | 1225 |
| 011 LOUNGE CHAIR LEFT ARM | 33x62x33/40 | 1325 | 1380 | 1440 | 1495 | 1550 | 1605 | 1045 | 1090 | 1135 |
| 012 LOVESEAT LEFT ARM | 56x40x33/40 | 1745 | 1825 | 1905 | 1990 | 2070 | 2150 | 1365 | 1425 | 1480 |
| 017 DOUBLE CHAIR | 49x40x33/40 | 1490 | 1575 | 1665 | 1750 | 1835 | 1925 | 1180 | 1230 | 1280 |
| 021 APARTMENT SOFA NO ARM | 61x40x33/40 | 1605 | 1695 | 1780 | 1865 | 1955 | 2040 | 1235 | 1305 | 1375 |
| 024 SECTIONAL LOVESEAT BUMPER RIGHT | 89x40/44x33/40 | 2235 | 2370 | 2510 | 2645 | 2785 | 2920 | 1610 | 1695 | 1775 |
| 040 ARMLESS SOFA | 71x40x33/40 | 1840 | 1935 | 2025 | 2115 | 2210 | 2300 | 1435 | 1515 | 1595 |
| 041 RECLINING CHAIR LEFT ARM | 33x40x33/40 | 1405 | 1460 | 1515 | 1570 | 1625 | 1685 | 1165 | 1200 | 1235 |
| 042 RECLINING CHAIR RIGHT ARM | 33x40x33/40 | 1405 | 1460 | 1515 | 1570 | 1625 | 1685 | 1165 | 1200 | 1235 |
| 043 SWIVEL ROCKING RECLINING CHAIR | 30x34x42 | 1665 | 1755 | 1845 | 1940 | 2030 | 2120 | 1365 | 1405 | 1440 |
| 044 RECLINER CHAIR | 42x40x33/40 | 1695 | 1765 | 1835 | 1905 | 1980 | 2050 | 1405 | 1435 | 1465 |
| 045 ARMLESS LOVESEAT BUMPER RIGHT | 68x40x33/40 | 1695 | 1770 | 1845 | 1925 | 2000 | 2075 | 1315 | 1370 | 1430 |

COLOGNE

FEATURES:

- *Wall hugger power recliners with full footrest (manual n/a).
- Manual adjustable headrest on all items (2 on square corner & stationary on wedge).
- Seat cushions with shaped foam + 1" layer of memory foam on top; arm with memory foam.
- Stitching: Small thread in fabric & large flat thread in leather.
- Lounge chair reclining back items with "Push Back" mechanism; wall clearance 10".
- *Excludes 043 & 163 chairs: Wall clearance 16"

Note: 2 recliner seats separated by a corner can not be opened at the same time. No recliner seats beside #155 Small Square Corner.

OPTIONS

- Battery Pack: Add \$125/ea.
- Motorized headrest: Add \$125 ea. (Motorized headrest N/A on stationary & lounge chair items).
- Choice of Large or Small 6" Arm: Leg on LARGE arm: LG187 wood or LG189 metal (Black or Chrome). SMALL 6" Arm: LG08 wood or LG64 metal. Specify colour.
- Seat Depth: 20" or *22". *22" seat depth N/A on chairs 043 & 163.
- 043 & 163 Chairs: with wood base add \$165 (specify colour).

ACCESSORIES (n/a on small 6" arm)

- Grommet \$35 ea | Swivel tray & Wine Glass holder \$20 ea., Tablet holder \$40 & LED Lamp \$50.
- Metal Cup Holder: \$25 ea. (1 per arm/160/190 & 2 side by side on 159). Specify colour: Stainless, Black or Gold.
- *STORAGE items 159-160-190 with 2 USB/Electric outlets. *Must be used between 2 seats. Pieces are plain (without arm detail) & are not finished on the sides.

| Description | L x D x H | Leather | | | | | | Fabric | | |
|------------------------------------|----------------|------------|-------------------------------|--|---|----------------------------------|--------------|--------|----------|------|
| | | 10 Pony | 20 Hugo Madras Softy | 30 Empire Fantasy Illusion Tucson Utah Vintage Yukon | 40 Diamond Elegance Princess Santiago Sensation Sunset Trina Victoria | 50 Bull Cassiope Dublin | 60 Caress | A | B COM | C |
| 048 SECTIONAL LOVESEAT BUMPER LEFT | 89x40/44x33/40 | 2235 | 2370 | 2510 | 2645 | 2785 | 2920 | 1610 | 1695 | 1775 |
| 050 WEDGE | 49x49x33 | 1240 | 1320 | 1405 | 1485 | 1565 | 1645 | 895 | 940 | 985 |
| 051 ARMLESS CHAIR | 24x40x33/40 | 815 | 855 | 900 | 940 | 980 | 1020 | 625 | 670 | 710 |
| 052 SOFA LEFT ARM | 80x40x33/40 | 2160 | 2265 | 2365 | 2470 | 2570 | 2670 | 1695 | 1770 | 1845 |
| 053 SOFA RIGHT ARM | 80x40x33/40 | 2160 | 2265 | 2365 | 2470 | 2570 | 2670 | 1695 | 1770 | 1845 |
| 055 SQUARE CORNER | 44x44x33/40 | 1435 | 1520 | 1605 | 1695 | 1780 | 1865 | 1115 | 1160 | 1200 |
| 056 CHAIR RIGHT ARM | 33x40x33/40 | 1135 | 1190 | 1240 | 1290 | 1340 | 1390 | 885 | 930 | 970 |
| 057 CHAIR LEFT ARM | 33x40x33/40 | 1135 | 1190 | 1240 | 1290 | 1340 | 1390 | 885 | 930 | 970 |
| 061 LOVESEAT RIGHT ARM | 56x40x33/40 | 1745 | 1825 | 1905 | 1990 | 2070 | 2150 | 1365 | 1425 | 1480 |
| 071 ARMLESS RECLINING CHAIR | 24x40x33/40 | 1085 | 1130 | 1180 | 1225 | 1270 | 1315 | 910 | 955 | 1000 |
| 086 ARMLESS LOVESEAT BUMPER LEFT | 68x40x33/40 | 1695 | 1770 | 1845 | 1925 | 2000 | 2075 | 1315 | 1370 | 1430 |
| 088 ARMLESS CHAIR BUMPER LEFT | 45x40x33/40 | 1080 | 1155 | 1225 | 1295 | 1365 | 1440 | 830 | 865 | 905 |
| 089 ARMLESS CHAIR BUMPER RIGHT | 45x40x33/40 | 1080 | 1155 | 1225 | 1295 | 1365 | 1440 | 830 | 865 | 905 |
| 095 APARTMENT SOFA | 79x40x33/40 | 2210 | 2330 | 2455 | 2575 | 2700 | 2820 | 1735 | 1810 | 1885 |
| 096 APARTMENT SOFA LEFT ARM | 70x40x33/40 | 1930 | 2025 | 2120 | 2220 | 2315 | 2410 | 1490 | 1565 | 1640 |
| 097 APARTMENT SOFA RIGHT ARM | 70x40x33/40 | 1930 | 2025 | 2120 | 2220 | 2315 | 2410 | 1490 | 1565 | 1640 |

COLOGNE

FEATURES:

- *Wall hugger power recliners with full footrest (manual n/a).
- Manual adjustable headrest on all items (2 on square corner & stationary on wedge).
- Seat cushions with shaped foam + 1" layer of memory foam on top; arm with memory foam.
- Stitching: Small thread in fabric & large flat thread in leather.
- Lounge chair reclining back items with "Push Back" mechanism; wall clearance 10".
- *Excludes 043 & 163 chairs: Wall clearance 16"

Note: 2 recliner seats separated by a corner can not be opened at the same time. No recliner seats beside #155 Small Square Corner.

OPTIONS

- Battery Pack: Add \$125/ea.
- Motorized headrest: Add \$125 ea. (Motorized headrest N/A on stationary & lounge chair items).
- Choice of Large or Small 6" Arm: Leg on LARGE arm: LG187 wood or LG189 metal (Black or Chrome). SMALL 6" Arm: LG08 wood or LG64 metal. Specify colour.
- Seat Depth: 20" or *22". *22" seat depth N/A on chairs 043 & 163.
- 043 & 163 Chairs: with wood base add \$165 (specify colour).

ACCESSORIES (n/a on small 6" arm)

- Grommet \$35 ea | Swivel tray & Wine Glass holder \$20 ea., Tablet holder \$40 & LED Lamp \$50.
- Metal Cup Holder: \$25 ea. (1 per arm/160/190 & 2 side by side on 159). Specify colour: Stainless, Black or Gold.
- *STORAGE items 159-160-190 with 2 USB/Electric outlets. *Must be used between 2 seats. Pieces are plain (without arm detail) & are not finished on the sides.

| Description | L x D x H | Leather | | | | | | Fabric | | |
|--|-------------|------------|-------------------------------|--|---|----------------------------------|--------------|--------|----------|------|
| | | 10 Pony | 20 Hugo Madras Softy | 30 Empire Fantasy Illusion Tucson Utah Vintage Yukon | 40 Diamond Elegance Princess Santiago Sensation Sunset Trina Victoria | 50 Bull Cassiope Dublin | 60 Caress | A | B COM | C |
| 124 STORAGE OTTOMAN | 30x22x17 | 560 | 580 | 600 | 620 | 645 | 665 | 480 | 500 | 520 |
| 155 SMALL SQUARE CORNER | 40x40x33/40 | 1435 | 1520 | 1605 | 1695 | 1780 | 1865 | 1115 | 1160 | 1200 |
| 159 WEDGE STORAGE | 10/25x35x22 | 560 | 585 | 610 | 640 | 665 | 690 | 430 | 440 | 450 |
| 160 STRAIGHT STORAGE | 10x35x22 | 540 | 565 | 590 | 615 | 645 | 670 | 410 | 420 | 430 |
| 163 DBL SWIVEL ROCKING RECLINER CHAIR | 33x34x42 | 1705 | 1800 | 1895 | 1995 | 2090 | 2190 | 1370 | 1410 | 1445 |
| 165 DOUBLE RECLINING CHAIR | 49x40x33/40 | 1765 | 1850 | 1940 | 2025 | 2110 | 2200 | 1460 | 1515 | 1570 |
| 167 APARTMENT SOFA NO ARM BUMPER LEFT | 82x40x33/40 | 1875 | 1980 | 2080 | 2185 | 2285 | 2385 | 1445 | 1520 | 1595 |
| 168 APARTMENT SOFA NO ARM BUMPER RIGHT | 82x40x33/40 | 1875 | 1980 | 2080 | 2185 | 2285 | 2385 | 1445 | 1520 | 1595 |
| 169 DOUBLE RECLINING CHAIR LEFT ARM | 40x40x33/40 | 1480 | 1545 | 1610 | 1680 | 1745 | 1810 | 1215 | 1280 | 1345 |
| 170 DOUBLE RECLINING CHAIR RIGHT ARM | 40x40x33/40 | 1480 | 1545 | 1610 | 1680 | 1745 | 1810 | 1215 | 1280 | 1345 |
| 171 ARMLESS DOUBLE RECLINING CHAIR | 31x40x33/40 | 1165 | 1210 | 1255 | 1300 | 1345 | 1390 | 955 | 1005 | 1055 |
| 173 DOUBLE LOUNGE CHAIR LEFT ARM | 40x62x33/40 | 1435 | 1515 | 1595 | 1680 | 1760 | 1840 | 1130 | 1200 | 1265 |
| 174 DOUBLE LOUNGE CHAIR RIGHT ARM | 40x62x33/40 | 1435 | 1515 | 1595 | 1680 | 1760 | 1840 | 1130 | 1200 | 1265 |
| 175 DOUBLE CHAIR LEFT ARM | 40x40x33/40 | 1200 | 1270 | 1340 | 1415 | 1485 | 1555 | 945 | 1000 | 1055 |
| 176 DOUBLE CHAIR RIGHT ARM | 40x40x33/40 | 1200 | 1270 | 1340 | 1415 | 1485 | 1555 | 945 | 1000 | 1055 |
| 177 ARMLESS DOUBLE CHAIR | 31x40x33/40 | 895 | 945 | 995 | 1045 | 1095 | 1150 | 680 | 725 | 770 |

COLOGNE

FEATURES:

- *Wall hugger power recliners with full footrest (manual n/a).
- Manual adjustable headrest on all items (2 on square corner & stationary on wedge).
- Seat cushions with shaped foam + 1" layer of memory foam on top; arm with memory foam.
- Stitching: Small thread in fabric & large flat thread in leather.
- Lounge chair reclining back items with "Push Back" mechanism; wall clearance 10".
- *Excludes 043 & 163 chairs: Wall clearance 16"

Note: 2 recliner seats separated by a corner can not be opened at the same time. No recliner seats beside #155 Small Square Corner.

OPTIONS

- Battery Pack: Add \$125/ea.
- Motorized headrest: Add \$125 ea. (Motorized headrest N/A on stationary & lounge chair items).
- Choice of Large or Small 6" Arm: Leg on LARGE arm: LG187 wood or LG189 metal (Black or Chrome). SMALL 6" Arm: LG08 wood or LG64 metal. Specify colour.
- Seat Depth: 20" or *22". *22" seat depth N/A on chairs 043 & 163.
- 043 & 163 Chairs: with wood base add \$165 (specify colour).

ACCESSORIES (n/a on small 6" arm)

- Grommet \$35 ea | Swivel tray & Wine Glass holder \$20 ea., Tablet holder \$40 & LED Lamp \$50.
- Metal Cup Holder: \$25 ea. (1 per arm/160/190 & 2 side by side on 159). Specify colour: Stainless, Black or Gold.
- *STORAGE items 159-160-190 with 2 USB/Electric outlets. *Must be used between 2 seats. Pieces are plain (without arm detail) & are not finished on the sides.

| Description | L x D x H | Leather | | | | | | Fabric | | |
|--|----------------|------------|-------------------------------|--|---|----------------------------------|--------------|--------|----------|------|
| | | 10 Pony | 20 Hugo Madras Softy | 30 Empire Fantasy Illusion Tucson Utah Vintage Yukon | 40 Diamond Elegance Princess Santiago Sensation Sunset Trina Victoria | 50 Bull Cassiope Dublin | 60 Caress | A | B COM | C |
| 178 ARMLESS DOUBLE CHAIR BUMPER LEFT | 52x40x33/40 | 1160 | 1230 | 1300 | 1370 | 1445 | 1515 | 910 | 955 | 1000 |
| 179 ARMLESS DOUBLE CHAIR BUMPER RIGHT | 52x40x33/40 | 1160 | 1230 | 1300 | 1370 | 1445 | 1515 | 910 | 955 | 1000 |
| 186 ARMLESS LOVESEAT BUMPER STORAGE-L | 68x40x33/40 | 1815 | 1890 | 1970 | 2045 | 2120 | 2200 | 1435 | 1495 | 1555 |
| 187 ARMLESS LOVESEAT BUMPER STORAGE-R | 68x40x33/40 | 1815 | 1890 | 1970 | 2045 | 2120 | 2200 | 1435 | 1495 | 1555 |
| 188 ARMLESS CHAIR BUMPER STORAGE-L | 45x40x33/40 | 1205 | 1275 | 1345 | 1420 | 1490 | 1560 | 955 | 985 | 1015 |
| 189 ARMLESS CHAIR BUMPER STORAGE-R | 45x40x33/40 | 1205 | 1275 | 1345 | 1420 | 1490 | 1560 | 955 | 985 | 1015 |
| 190 SMALL WEDGE STORAGE | 10/20x35x22 | 540 | 565 | 590 | 615 | 645 | 670 | 410 | 420 | 430 |
| 221 ARMLESS DBL CHAIR BUMPER STORAGE-L | 52x40x33/40 | 1280 | 1350 | 1425 | 1495 | 1565 | 1635 | 1025 | 1075 | 1125 |
| 222 ARMLESS DBL CHAIR BUMPER STORAGE-R | 52x40x33/40 | 1280 | 1350 | 1425 | 1495 | 1565 | 1635 | 1025 | 1075 | 1125 |
| 223 APT SOFA NO ARM BUMPER STORAGE-L | 82x40x33/40 | 1995 | 2100 | 2210 | 2315 | 2425 | 2530 | 1565 | 1640 | 1720 |
| 224 APT SOFA NO ARM BUMPER STORAGE-R | 82x40x33/40 | 1995 | 2100 | 2210 | 2315 | 2425 | 2530 | 1565 | 1640 | 1720 |
| 230 DBLE LOUNGE CHAIR RECLINING BACK L-ARM | 40x62x33/40 | 1575 | 1650 | 1730 | 1805 | 1880 | 1960 | 1235 | 1305 | 1375 |
| 231 DBLE LOUNGE CHAIR RECLINING BACK R-ARM | 40x62x33/40 | 1575 | 1650 | 1730 | 1805 | 1880 | 1960 | 1235 | 1305 | 1375 |
| 232 LOUNGE CHAIR RECLINING BACK LEFT ARM | 33x62x33/40 | 1460 | 1530 | 1600 | 1675 | 1745 | 1815 | 1160 | 1205 | 1250 |
| 233 LOUNGE CHAIR RECLINING BACK RIGHT ARM | 33x62x33/40 | 1460 | 1530 | 1600 | 1675 | 1745 | 1815 | 1160 | 1205 | 1250 |
| 234 SECTIONAL APT SOFA BUMPER LEFT | 96x40/44x33/40 | 2310 | 2440 | 2565 | 2695 | 2820 | 2950 | 1685 | 1765 | 1845 |

COLOGNE

FEATURES:

- *Wall hugger power recliners with full footrest (manual n/a).
- Manual adjustable headrest on all items (2 on square corner & stationary on wedge).
- Seat cushions with shaped foam + 1" layer of memory foam on top; arm with memory foam.
- Stitching: Small thread in fabric & large flat thread in leather.
- Lounge chair reclining back items with "Push Back" mechanism; wall clearance 10".
- *Excludes 043 & 163 chairs: Wall clearance 16"

Note: 2 recliner seats separated by a corner can not be opened at the same time. No recliner seats beside #155 Small Square Corner.

OPTIONS

- Battery Pack: Add \$125/ea.
- Motorized headrest: Add \$125 ea. (Motorized headrest N/A on stationary & lounge chair items).
- Choice of Large or Small 6" Arm: Leg on LARGE arm: LG187 wood or LG189 metal (Black or Chrome). SMALL 6" Arm: LG08 wood or LG64 metal. Specify colour.
- Seat Depth: 20" or *22". *22" seat depth N/A on chairs 043 & 163.
- 043 & 163 Chairs: with wood base add \$165 (specify colour).

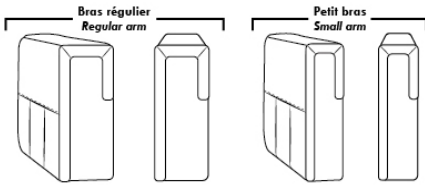
ACCESSORIES (n/a on small 6" arm)

- Grommet \$35 ea | Swivel tray & Wine Glass holder \$20 ea., Tablet holder \$40 & LED Lamp \$50.
- Metal Cup Holder: \$25 ea. (1 per arm/160/190 & 2 side by side on 159). Specify colour: Stainless, Black or Gold.
- *STORAGE items 159-160-190 with 2 USB/Electric outlets. *Must be used between 2 seats. Pieces are plain (without arm detail) & are not finished on the sides.

| Description | L x D x H | Leather | | | | | | Fabric | | |
|-------------------------------------|----------------|------------|-------------------------------|--|---|----------------------------------|--------------|--------|----------|------|
| | | 10 Pony | 20 Hugo Madras Softy | 30 Empire Fantasy Illusion Tucson Utah Vintage Yukon | 40 Diamond Elegance Princess Santiago Sensation Sunset Trina Victoria | 50 Bull Cassiope Dublin | 60 Caress | A | B COM | C |
| 235 SECTIONAL APT SOFA BUMPER RIGHT | 96x40/44x33/40 | 2310 | 2440 | 2565 | 2695 | 2820 | 2950 | 1685 | 1765 | 1845 |
| CONFIGURATIONS | | | | | | | | | | |
| A CONFIG (169-170) | 80X40X40 | 2960 | 3090 | 3220 | 3360 | 3490 | 3620 | 2430 | 2560 | 2690 |
| B CONFIG (169-171-174) | 111X62X40 | 4080 | 4270 | 4460 | 4660 | 4850 | 5040 | 3300 | 3485 | 3665 |
| C CONFIG (096-055-171-170) | 115X115X40 | 6010 | 6300 | 6590 | 6895 | 7185 | 7475 | 4775 | 5010 | 5240 |
| D CONFIG (169-171-235) | 115X96X40 | 4955 | 5195 | 5430 | 5675 | 5910 | 6150 | 3855 | 4050 | 4245 |
| J CONFIG (041-042) | 66X40X40 | 2810 | 2920 | 3030 | 3140 | 3250 | 3370 | 2330 | 2400 | 2470 |
| K CONFIG (041-071-005) | 90X62X40 | 3815 | 3970 | 4135 | 4290 | 4445 | 4605 | 3120 | 3245 | 3370 |
| L CONFIG (012-055-071-042) | 101X101X40 | 5670 | 5935 | 6205 | 6480 | 6745 | 7015 | 4555 | 4740 | 4915 |
| M CONFIG (041-071-024) | 101X89X40 | 4725 | 4960 | 5205 | 5440 | 5680 | 5920 | 3685 | 3850 | 4010 |

COLOGNE

OPTIMA



Spécifications | Specifications

Appui-tête levé / Headrest up
 Appui-tête baissé / Headrest down
 Complètement incliné / Fully reclined

(A) Hauteur complète 40" / Total Height
 (B) Hauteur appui-tête baissé 33" / Height headrest down
 (C) Hauteur du bras 24" / Arm Height
 (D) Hauteur du siège 19,5" / Seat height
 (E) Profondeur inclinée 65" / Depth fully reclined
 (F) Profondeur d'assise 20" ou/ou 22" / Seat depth
 (G) Profondeur appui-tête monté 36" / Depth with headrest up

Siège 30" de large | 30" Seat Width

79" 40" 095
 70" 40" 096
 70" 40" 097
 61" 40" 021
 96" 40" 234
 44" 40" 167
 82" 40" 168
 96" 44" 235
 82" 40" 223
 82" 40" 224
 49" 40" 017
 40" 40" 175
 40" 40" 176
 31" 40" 177
 40" 62" 173
 40" 42"/44" Profondeur Depth 174
 49" 40" 165
 40" 40" 169
 40" 40" 170
 31" 40" 171
 40" 62" 230
 40" 42"/44" Profondeur Depth 231
 52" 40" 178
 52" 40" 179
 52" 40" 221
 52" 40" 222

Siège 23" de large | 23" Seat Width

65" 40" 002
 56" 40" 012
 56" 40" 061
 47" 40" 009
 68" 40" 086
 68" 40" 045
 89" 40" 048
 89" 44" 024
 68" 40" 186
 68" 40" 187
 42" 40" 001
 33" 40" 057
 33" 40" 056
 24" 40" 051
 33" 62" 011
 33" 42"/44" Profondeur Depth 005
 45" 40" 088
 45" 40" 089
 42" 40" 044
 33" 40" 041
 33" 40" 042
 24" 40" 071
 33" 62" 232
 33" 42"/44" Profondeur Depth 233
 45" 40" 188
 45" 40" 189
 89" 40" 003
 80" 40" 052
 80" 40" 053
 71" 40" 040

Autres | Others

Fauteuil berçant, pivotant et inclinable / **Swivel, rocking motion chair**

N'est pas un mécanisme protège-mur / Not a wall hugger mechanism

Dégagement mural: 16" / Wall clearance: 16"

Centre rond / Wedge (050): 49" H=33"
 Coin carré / Square corner (055): 44" H=40"
 Petit coin carré / Small corner (155): 40" H=40"
 Pouf à rangement / Storage ottoman (124): 30" H=17"
 Rangement à angle / Wedge storage (159): 25" H=22"
 Rangement droit / Straight storage (160): 10" H=22"
 Petit rangement à angle / Small Wedge storage (190): 20" H=22"

30" Populaires | Popular CONFIGURATIONS 23"

80" 40" 169 170
 111" 40" 169 171 174
 115" 40" 096 055 171 170
 115" 40" 169 171 235
 66" 40" 041 042
 90" 40" 041 071 005
 101" 40" 012 055 071 042
 101" 40" 041 071 024

Nos produits sont fabriqués à la main et des variations mineures peuvent survenir. / Our product is hand-made and minor variations can occur.

CDN Price List

CONDO

Specify colour of legs LG111.

COMBO: Specify Cover #2 on backs only OR seats and backs.

FABRIC: There is no stitching on seats for skus 005-011-062 and 063.

Plain fabric recommended for the base.

*REMARK: In leather and fabric, armless end pieces and wedge are not fully upholstered.

| Description | L x D x H | Leather | | | | | | Fabric | | |
|-----------------------------------|--------------|------------|-------------------------------|--|---|----------------------------------|--------------|--------|----------|------|
| | | 10 Pony | 20 Hugo Madras Softy | 30 Empire Fantasy Illusion Tucson Utah Vintage Yukon | 40 Diamond Elegance Princess Santiago Sensation Sunset Trina Victoria | 50 Bull Cassiope Dublin | 60 Caress | A | B COM | C |
| 001 CHAIR | 39X36X36 | 1015 | 1090 | 1160 | 1225 | 1290 | 1350 | 705 | 745 | 780 |
| 002 LOVESEAT | 62X36X36 | 1460 | 1545 | 1630 | 1730 | 1815 | 1890 | 925 | 985 | 1045 |
| 005 LOUNGE CHAIR RIGHT ARM | 38X65X36 | 1135 | 1225 | 1320 | 1405 | 1490 | 1570 | 830 | 875 | 945 |
| 009 ARMLESS LOVESEAT | 46X36X36 | 1100 | 1190 | 1275 | 1355 | 1445 | 1535 | 780 | 835 | 885 |
| 011 LOUNGE CHAIR LEFT ARM | 38X65X36 | 1135 | 1225 | 1320 | 1405 | 1490 | 1570 | 830 | 875 | 945 |
| 012 LOVESEAT LEFT ARM | 54X36X36 | 1240 | 1335 | 1435 | 1530 | 1615 | 1715 | 850 | 910 | 965 |
| 045 ARMLESS LOVESEAT BUMPER RIGHT | 67X36X36 | 1200 | 1290 | 1385 | 1485 | 1570 | 1665 | 835 | 885 | 950 |
| 050 WEDGE | 47X47X36 | 945 | 1005 | 1090 | 1160 | 1230 | 1305 | 725 | 765 | 800 |
| 051 ARMLESS CHAIR | 23X36X36 | 610 | 675 | 750 | 815 | 875 | 955 | 575 | 615 | 660 |
| 055 SQUARE CORNER | 37 x 37 x 36 | 915 | 980 | 1045 | 1115 | 1190 | 1250 | 705 | 740 | 775 |
| 056 CHAIR RIGHT ARM | 31X36X36 | 810 | 870 | 955 | 1010 | 1080 | 1140 | 630 | 670 | 710 |
| 057 CHAIR LEFT ARM | 31X36X36 | 810 | 870 | 955 | 1010 | 1080 | 1140 | 630 | 670 | 710 |
| 061 LOVESEAT RIGHT ARM | 54X36X36 | 1240 | 1335 | 1435 | 1530 | 1615 | 1715 | 850 | 910 | 965 |
| 062 ANGLE CHAIR LEFT ARM | 65X66X36 | 1210 | 1295 | 1385 | 1470 | 1560 | 1635 | 925 | 980 | 1025 |
| 063 ANGLE CHAIR RIGHT ARM | 65X66X36 | 1210 | 1295 | 1385 | 1470 | 1560 | 1635 | 925 | 980 | 1025 |
| 086 ARMLESS LOVESEAT BUMPER LEFT | 67X36X36 | 1200 | 1290 | 1385 | 1485 | 1570 | 1665 | 835 | 885 | 950 |
| 095 APARTMENT SOFA | 76X36X36 | 1580 | 1700 | 1820 | 1935 | 2035 | 2150 | 1055 | 1120 | 1200 |
| 096 APARTMENT SOFA LEFT ARM | 68X36X36 | 1375 | 1490 | 1605 | 1720 | 1830 | 1950 | 975 | 1030 | 1105 |
| 097 APARTMENT SOFA RIGHT ARM | 68X36X36 | 1375 | 1490 | 1605 | 1720 | 1830 | 1950 | 975 | 1030 | 1105 |
| 124 STORAGE OTTOMAN | 30X22X18 | 550 | 575 | 610 | 640 | 665 | 695 | 455 | 475 | 510 |
| CONFIGURATIONS | | | | | | | | | | |
| A CONF. A (95-01) | 76X39X36 | 2595 | 2790 | 2980 | 3160 | 3325 | 3500 | 1760 | 1865 | 1980 |
| B CONF. B (96-05) | 106X65X36 | 2510 | 2715 | 2925 | 3125 | 3320 | 3520 | 1805 | 1905 | 2050 |
| C CONF. C (11-97) | 65X106X36 | 2510 | 2715 | 2925 | 3125 | 3320 | 3520 | 1805 | 1905 | 2050 |
| D CONF. D (96-63) | 133X66X36 | 2585 | 2785 | 2990 | 3190 | 3390 | 3585 | 1900 | 2010 | 2130 |
| E CONF. E (62-97) | 66X133X36 | 2585 | 2785 | 2990 | 3190 | 3390 | 3585 | 1900 | 2010 | 2130 |
| F CONF. F (12-05) | 92X65X36 | 2375 | 2560 | 2755 | 2935 | 3105 | 3285 | 1680 | 1785 | 1910 |

CDN Price List

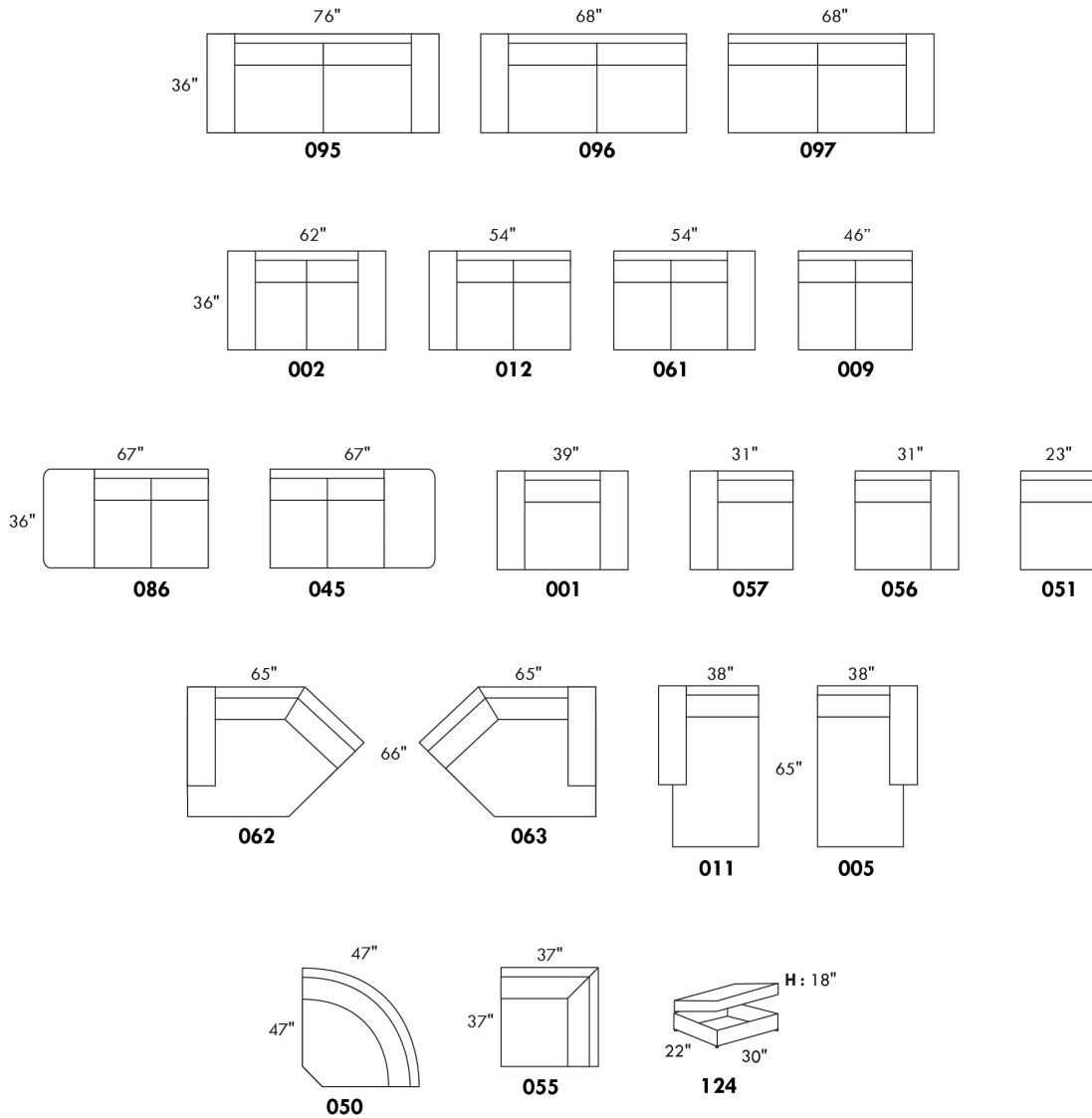
CONDO

| Description | L x D x H | Leather | | | | | | Fabric | | |
|----------------------|------------|------------|-------------------------------|--|---|----------------------------------|--------------|--------|----------|------|
| | | 10 Pony | 20 Hugo Madras Softy | 30 Empire Fantasy Illusion Tucson Utah Vintage Yukon | 40 Diamond Elegance Princess Santiago Sensation Sunset Trina Victoria | 50 Bull Cassiope Dublin | 60 Caress | A | B COM | C |
| G CONF. G (11-61) | 65X92X36 | 2375 | 2560 | 2755 | 2935 | 3105 | 3285 | 1680 | 1785 | 1910 |
| H CONF. H (86-05) | 105X65X36 | 2335 | 2515 | 2705 | 2890 | 3060 | 3235 | 1665 | 1760 | 1895 |
| I CONF. I (11-45) | 65X105X36 | 2335 | 2515 | 2705 | 2890 | 3060 | 3235 | 1665 | 1760 | 1895 |
| J CONF. J (12-63) | 119X66X36 | 2450 | 2630 | 2820 | 3000 | 3175 | 3350 | 1775 | 1890 | 1990 |
| K CONF. K (62-61) | 66X119X36 | 2450 | 2630 | 2820 | 3000 | 3175 | 3350 | 1775 | 1890 | 1990 |
| L CONF. L (86-63) | 132X66X36 | 2410 | 2585 | 2770 | 2955 | 3130 | 3300 | 1760 | 1865 | 1975 |
| M CONF. M (62-45) | 66X132X36 | 2410 | 2585 | 2770 | 2955 | 3130 | 3300 | 1760 | 1865 | 1975 |
| N CONF. N (95-02) | 76X62X36 | 3040 | 3245 | 3450 | 3665 | 3850 | 4040 | 1980 | 2105 | 2245 |
| O CONF. O (12-50-61) | 101X101X36 | 3425 | 3675 | 3960 | 4220 | 4460 | 4735 | 2425 | 2585 | 2730 |
| P CONF. P (86-50-61) | 114X101X36 | 3385 | 3630 | 3910 | 4175 | 4415 | 4685 | 2410 | 2560 | 2715 |
| Q CONF. Q (12-50-45) | 101X114X36 | 3385 | 3630 | 3910 | 4175 | 4415 | 4685 | 2410 | 2560 | 2715 |
| R CONF. R (86-50-45) | 114X114X36 | 3345 | 3585 | 3860 | 4130 | 4370 | 4635 | 2395 | 2535 | 2700 |
| S CONF. S (96-50-61) | 115X101X36 | 3560 | 3830 | 4130 | 4410 | 4675 | 4970 | 2550 | 2705 | 2870 |
| T CONF. T (12-50-97) | 101X115X36 | 3560 | 3830 | 4130 | 4410 | 4675 | 4970 | 2550 | 2705 | 2870 |
| U CONF. U (96-50-45) | 115X114X36 | 3520 | 3785 | 4080 | 4365 | 4630 | 4920 | 2535 | 2680 | 2855 |
| V CONF. V (86-50-97) | 114X115X36 | 3520 | 3785 | 4080 | 4365 | 4630 | 4920 | 2535 | 2680 | 2855 |

CONDO

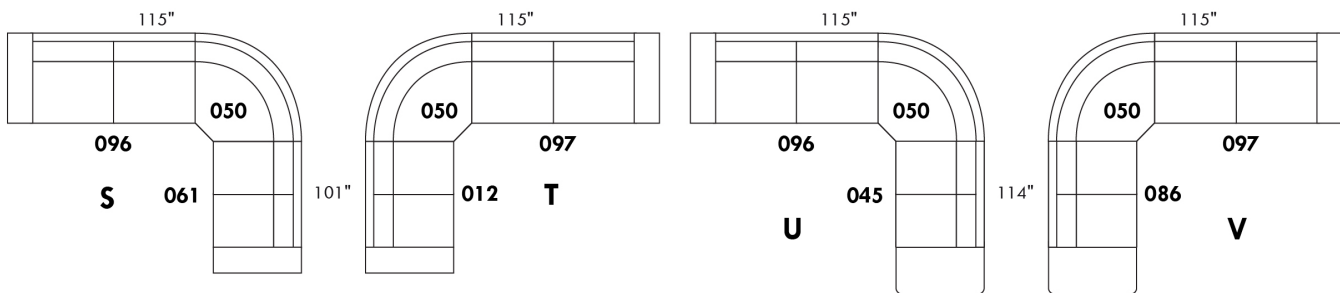
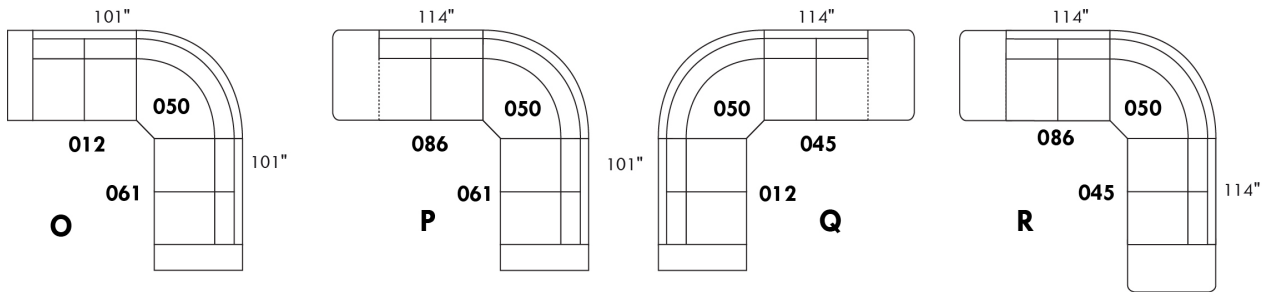
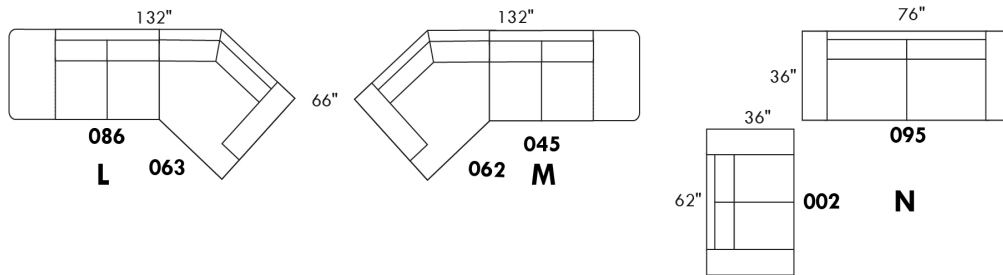
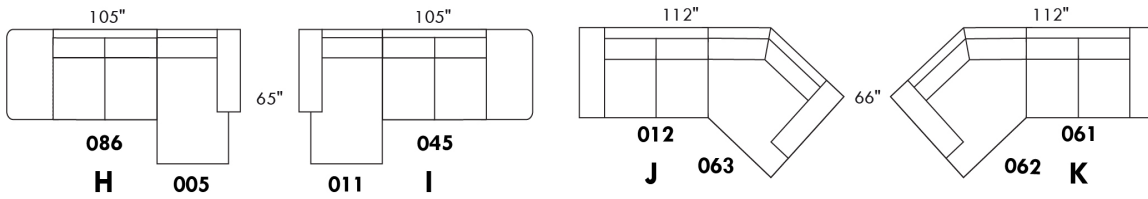
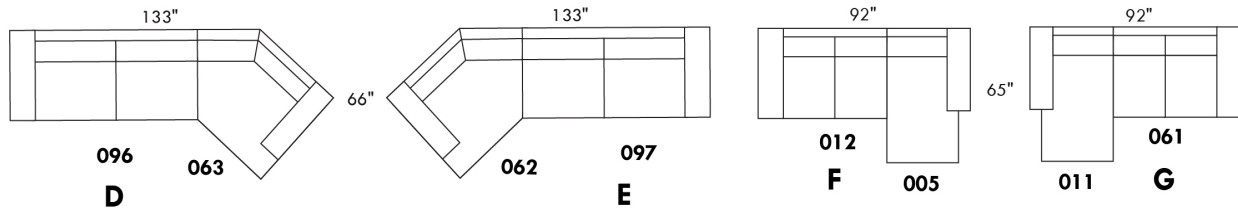
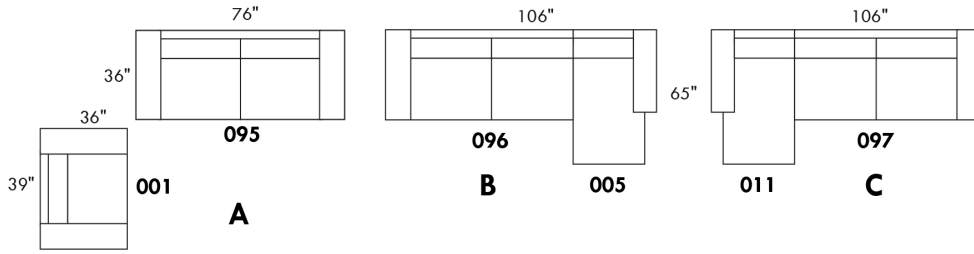


Hauteur complète 36" | Hauteur de siège 20" | Hauteur devant bras 25" | Profondeur d'assise 21"
 Total Height 36" | Seat Height 20" | Arm Height 25" | Seat Depth 21"



www.jaymar.ca

Toutes les dimensions indiquées sont au pouce près. Nos produits sont fabriqués à la main et des variations mineures peuvent survenir.
 All dimensions indicated are to the nearest inch. Our product is hand-made and minor variations can occur.





CORRADO

Features: Adjustable headrest included (2 on square corner). Stitching: Small thread in fabric & large flat thread in leather. Memory foam in seat cushions. Lounge Chair Reclining Back items with "Push Back" mechanism.

SECT'L or HOME THEATRE Configurations: To have 1 ARM between 2 SEATS, you must USE item #138 STRAIGHT arm or #147 WEDGE arm. ITEMS 138 & 147 MAY NOT be used to START or END a row.

OPTIONS - Specify on your order + SKETCH of your config.:

Leg: LG64 metal or LG08 wood (specify colour). TABLE #154: Specify colour of wood table top.

043 & 163 Chairs: with wood base, add \$165 (specify color).

Accessories: Anchorage \$35 ea | Swivel tray & Wine Glass holder \$20 ea / Tablet holder \$40 & LED Lamp \$50.

Cupholder: On MANUAL items: Large black cupholder non illuminated \$25/ea. On MOTORIZED items: ILLUMINATED Cupholder & LED lighting at base of chair with open/close function add \$50/cupholder; BLACK only. If NO cupholder with control, tactile boutons will be installed.

PREMIUM Option (avail. only with MOTORIZED option): Full footrest + upholstered seat cushions with shaped foam & 1" layer of memory foam on entire set (on stationary & recliner seats); ADD \$30/seat. Bumper section counts as 1 seat & lounge chairs as 2 seats.

Motorized reclining mechanism add \$125 /mech. / For WIRELESS (Battery) add \$250/mech.

N.B.: 2 recliner seats SEPARATED by a SQUARE CORNER or TABLE cannot be opened at the same time.

| Description | L x D x H | Leather | | | | | | Fabric | | |
|-------------------------------------|----------------|------------|-------------------------------|--|---|----------------------------------|--------------|--------|----------|------|
| | | 10 Pony | 20 Hugo Madras Softy | 30 Empire Fantasy Illusion Tucson Utah Vintage Yukon | 40 Diamond Elegance Princess Santiago Sensation Sunset Trina Victoria | 50 Bull Cassiope Dublin | 60 Caress | A | B COM | C |
| 001 CHAIR | 38X40X30/39 | 1270 | 1345 | 1435 | 1515 | 1595 | 1670 | 945 | 975 | 1010 |
| 002 LOVESEAT | 61X40X30/39 | 1880 | 1980 | 2090 | 2185 | 2285 | 2380 | 1385 | 1445 | 1510 |
| 003 SOFA | 85X40X30/39 | 2300 | 2425 | 2555 | 2680 | 2805 | 2925 | 1710 | 1775 | 1855 |
| 005 LOUNGE CHAIR RIGHT ARM | 31X62X30/39 | 1205 | 1265 | 1330 | 1385 | 1445 | 1510 | 885 | 950 | 990 |
| 009 ARMLESS LOVESEAT | 47X40X30/39 | 1405 | 1460 | 1530 | 1580 | 1635 | 1710 | 1045 | 1105 | 1165 |
| 011 LOUNGE CHAIR LEFT ARM | 31X62X30/39 | 1205 | 1265 | 1330 | 1385 | 1445 | 1510 | 885 | 950 | 990 |
| 012 LOVESEAT LEFT ARM | 54X40X30/39 | 1635 | 1730 | 1815 | 1885 | 1970 | 2045 | 1210 | 1270 | 1330 |
| 017 DOUBLE CHAIR | 45X40X30/39 | 1345 | 1435 | 1530 | 1610 | 1700 | 1775 | 985 | 1030 | 1095 |
| 021 APARTMENT SOFA NO ARM | 61X40X30/39 | 1575 | 1650 | 1745 | 1825 | 1895 | 1980 | 1185 | 1245 | 1325 |
| 024 SECTIONAL LOVESEAT BUMPER RIGHT | 89x40/44x30/39 | 2210 | 2340 | 2485 | 2610 | 2745 | 2875 | 1540 | 1615 | 1700 |
| 040 ARMLESS SOFA | 71X40X30/39 | 1825 | 1900 | 1995 | 2090 | 2175 | 2255 | 1350 | 1435 | 1515 |
| 041 RECLINING CHAIR LEFT ARM | 31X40X30/39 | 1170 | 1230 | 1295 | 1350 | 1415 | 1470 | 895 | 945 | 975 |
| 042 RECLINING CHAIR RIGHT ARM | 31X40X30/39 | 1170 | 1230 | 1295 | 1350 | 1415 | 1470 | 895 | 945 | 975 |
| 043 SWIVEL ROCKING RECLINING CHAIR | 30 x 34 x 42 | 1475 | 1555 | 1645 | 1740 | 1820 | 1900 | 1180 | 1215 | 1250 |
| 044 RECLINER CHAIR | 38X40X30/39 | 1410 | 1490 | 1570 | 1640 | 1735 | 1815 | 1070 | 1110 | 1155 |
| 045 ARMLESS LOVESEAT BUMPER RIGHT | 68X40X30/39 | 1640 | 1740 | 1830 | 1905 | 1995 | 2090 | 1225 | 1285 | 1340 |
| 048 SECTIONAL LOVESEAT BUMPER LEFT | 89x40/44x30/39 | 2210 | 2340 | 2485 | 2610 | 2745 | 2875 | 1540 | 1615 | 1700 |
| 051 ARMLESS CHAIR | 24X40X30/39 | 795 | 835 | 875 | 920 | 965 | 1000 | 585 | 630 | 670 |
| 052 SOFA LEFT ARM | 78X40X30/39 | 2060 | 2160 | 2280 | 2380 | 2490 | 2595 | 1535 | 1610 | 1695 |



CORRADO

Features: Adjustable headrest included (2 on square corner). Stitching: Small thread in fabric & large flat thread in leather. Memory foam in seat cushions. Lounge Chair Reclining Back items with "Push Back" mechanism.

SECT'L or HOME THEATRE Configurations: To have 1 ARM between 2 SEATS, you must USE item #138 STRAIGHT arm or #147 WEDGE arm. ITEMS 138 & 147 MAY NOT be used to START or END a row.

OPTIONS - Specify on your order + SKETCH of your config.:

Leg: LG64 metal or LG08 wood (specify colour). TABLE #154: Specify colour of wood table top.

043 & 163 Chairs: with wood base, add \$165 (specify color).

Accessories: Anchorage \$35 ea | Swivel tray & Wine Glass holder \$20 ea / Tablet holder \$40 & LED Lamp \$50.

Cupholder: On MANUAL items: Large black cupholder non illuminated \$25/ea. On MOTORIZED items: ILLUMINATED Cupholder & LED lighting at base of chair with open/close function add \$50/cupholder; BLACK only. If NO cupholder with control, tactile boutons will be installed.

PREMIUM Option (avail. only with MOTORIZED option): Full footrest + upholstered seat cushions with shaped foam & 1" layer of memory foam on entire set (on stationary & recliner seats); ADD \$30/seat. Bumper section counts as 1 seat & lounge chairs as 2 seats.

Motorized reclining mechanism add \$125 /mech. / For WIRELESS (Battery) add \$250/mech.

N.B.: 2 recliner seats SEPARATED by a SQUARE CORNER or TABLE cannot be opened at the same time.

| Description | L x D x H | Leather | | | | | | Fabric | | |
|--|--------------|------------|-------------------------------|--|---|----------------------------------|--------------|--------|----------|------|
| | | 10 Pony | 20 Hugo Madras Softy | 30 Empire Fantasy Illusion Tucson Utah Vintage Yukon | 40 Diamond Elegance Princess Santiago Sensation Sunset Trina Victoria | 50 Bull Cassiope Dublin | 60 Caress | A | B COM | C |
| 053 SOFA RIGHT ARM | 78X40X30/39 | 2060 | 2160 | 2280 | 2380 | 2490 | 2595 | 1535 | 1610 | 1695 |
| 055 SQUARE CORNER | 44X44X30/39 | 1460 | 1540 | 1620 | 1710 | 1775 | 1855 | 1100 | 1140 | 1195 |
| 056 CHAIR RIGHT ARM | 31X40X30/39 | 1025 | 1095 | 1160 | 1215 | 1275 | 1335 | 755 | 795 | 835 |
| 057 CHAIR LEFT ARM | 31X40X30/39 | 1025 | 1095 | 1160 | 1215 | 1275 | 1335 | 755 | 795 | 835 |
| 061 LOVESEAT RIGHT ARM | 54X40X30/39 | 1635 | 1730 | 1815 | 1885 | 1970 | 2045 | 1210 | 1270 | 1330 |
| 071 ARMLESS RECLINING CHAIR | 24X40X30/39 | 925 | 970 | 1010 | 1055 | 1095 | 1130 | 725 | 775 | 830 |
| 086 ARMLESS LOVESEAT BUMPER LEFT | 68X40X30/39 | 1640 | 1740 | 1830 | 1905 | 1995 | 2090 | 1225 | 1285 | 1340 |
| 088 ARMLESS CHAIR BUMPER LEFT | 45X40X30/39 | 1030 | 1105 | 1185 | 1240 | 1315 | 1375 | 780 | 825 | 855 |
| 089 ARMLESS CHAIR BUMPER RIGHT | 45X40X30/39 | 1030 | 1105 | 1185 | 1240 | 1315 | 1375 | 780 | 825 | 855 |
| 095 APARTMENT SOFA | 75X40X30/39 | 2060 | 2180 | 2305 | 2425 | 2535 | 2645 | 1530 | 1600 | 1670 |
| 096 APARTMENT SOFA LEFT ARM | 68X40X30/39 | 1825 | 1930 | 2020 | 2120 | 2220 | 2325 | 1345 | 1420 | 1495 |
| 097 APARTMENT SOFA RIGHT ARM | 68X40X30/39 | 1825 | 1930 | 2020 | 2120 | 2220 | 2325 | 1345 | 1420 | 1495 |
| 124 STORAGE OTTOMAN | 30X22X17 | 530 | 550 | 580 | 610 | 640 | 665 | 445 | 455 | 470 |
| 138 STRAIGHT ARM | 7X40X23 | 240 | 260 | 295 | 320 | 350 | 375 | 170 | 190 | 215 |
| 147 WEDGE ARM | 7/16.5X40X23 | 285 | 315 | 350 | 375 | 405 | 425 | 225 | 240 | 255 |
| 154 UPHOLSTERED ANGULAR TABLE | 7/34x33.5x19 | 450 | 475 | 520 | 540 | 565 | 585 | 385 | 400 | 410 |
| 163 DBL SWIVEL ROCKING RECLINER CHAIR | 33 x 34 x 42 | 1510 | 1605 | 1695 | 1770 | 1865 | 1955 | 1185 | 1220 | 1255 |
| 165 DOUBLE RECLINING CHAIR | 45X40X30/39 | 1485 | 1565 | 1650 | 1745 | 1830 | 1905 | 1120 | 1185 | 1230 |
| 167 APARTMENT SOFA NO ARM BUMPER LEFT | 82X40X30/39 | 1830 | 1945 | 2045 | 2150 | 2255 | 2360 | 1355 | 1435 | 1510 |
| 168 APARTMENT SOFA NO ARM BUMPER RIGHT | 82X40X30/39 | 1830 | 1945 | 2045 | 2150 | 2255 | 2360 | 1355 | 1435 | 1510 |



CORRADO

Features: Adjustable headrest included (2 on square corner). Stitching: Small thread in fabric & large flat thread in leather. Memory foam in seat cushions. Lounge Chair Reclining Back items with "Push Back" mechanism.

SECT'L or HOME THEATRE Configurations: To have 1 ARM between 2 SEATS, you must USE item #138 STRAIGHT arm or #147 WEDGE arm. ITEMS 138 & 147 MAY NOT be used to START or END a row.

OPTIONS - Specify on your order + SKETCH of your config.:

Leg: LG64 metal or LG08 wood (specify colour). TABLE #154: Specify colour of wood table top.

043 & 163 Chairs: with wood base, add \$165 (specify color).

Accessories: Anchorage \$35 ea | Swivel tray & Wine Glass holder \$20 ea / Tablet holder \$40 & LED Lamp \$50.

Cupholder: On MANUAL items: Large black cupholder non illuminated \$25/ea. On MOTORIZED items: ILLUMINATED Cupholder & LED lighting at base of chair with open/close function add \$50/cupholder; BLACK only. If NO cupholder with control, tactile boutons will be installed.

PREMIUM Option (avail. only with MOTORIZED option): Full footrest + upholstered seat cushions with shaped foam & 1" layer of memory foam on entire set (on stationary & recliner seats); ADD \$30/seat. Bumper section counts as 1 seat & lounge chairs as 2 seats.

Motorized reclining mechanism add \$125 /mech. / For WIRELESS (Battery) add \$250/mech.

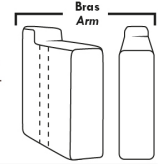
N.B.: 2 recliner seats SEPARATED by a SQUARE CORNER or TABLE cannot be opened at the same time.

| Description | L x D x H | Leather | | | | | | Fabric | | |
|--|----------------|------------|-------------------------------|--|---|----------------------------------|--------------|--------|----------|------|
| | | 10 Pony | 20 Hugo Madras Softy | 30 Empire Fantasy Illusion Tucson Utah Vintage Yukon | 40 Diamond Elegance Princess Santiago Sensation Sunset Trina Victoria | 50 Bull Cassiope Dublin | 60 Caress | A | B COM | C |
| 169 DOUBLE RECLINING CHAIR LEFT ARM | 38X40X30/39 | 1240 | 1315 | 1380 | 1445 | 1515 | 1575 | 960 | 1005 | 1060 |
| 170 DOUBLE RECLINING CHAIR RIGHT ARM | 38X40X30/39 | 1240 | 1315 | 1380 | 1445 | 1515 | 1575 | 960 | 1005 | 1060 |
| 171 ARMLESS DOUBLE RECLINING CHAIR | 31X40X30/39 | 1005 | 1060 | 1115 | 1170 | 1225 | 1275 | 775 | 825 | 865 |
| 173 DOUBLE LOUNGE CHAIR LEFT ARM | 38X62X30/39 | 1320 | 1395 | 1485 | 1560 | 1630 | 1720 | 975 | 1030 | 1105 |
| 174 DOUBLE LOUNGE CHAIR RIGHT ARM | 38X62X30/39 | 1320 | 1395 | 1485 | 1560 | 1630 | 1720 | 975 | 1030 | 1105 |
| 175 DOUBLE CHAIR LEFT ARM | 38X40X30/39 | 1105 | 1170 | 1240 | 1315 | 1375 | 1440 | 825 | 870 | 925 |
| 176 DOUBLE CHAIR RIGHT ARM | 38X40X30/39 | 1105 | 1170 | 1240 | 1315 | 1375 | 1440 | 825 | 870 | 925 |
| 177 ARMLESS DOUBLE CHAIR | 31X40X30/39 | 865 | 920 | 980 | 1025 | 1090 | 1135 | 645 | 695 | 740 |
| 178 ARMLESS DOUBLE CHAIR BUMPER LEFT | 52X40X30/39 | 1115 | 1195 | 1270 | 1340 | 1415 | 1490 | 840 | 895 | 955 |
| 179 ARMLESS DOUBLE CHAIR BUMPER RIGHT | 52X40X30/39 | 1115 | 1195 | 1270 | 1340 | 1415 | 1490 | 840 | 895 | 955 |
| 230 DBLE LOUNGE CHAIR RECLINING BACK L-ARM | 38X62X30/39 | 1420 | 1500 | 1580 | 1665 | 1745 | 1825 | 1090 | 1155 | 1215 |
| 231 DBLE LOUNGE CHAIR RECLINING BACK R-ARM | 38X62X30/39 | 1420 | 1500 | 1580 | 1665 | 1745 | 1825 | 1090 | 1155 | 1215 |
| 232 LOUNGE CHAIR RECLINING BACK LEFT ARM | 31X62X30/39 | 1340 | 1405 | 1465 | 1530 | 1580 | 1635 | 990 | 1045 | 1100 |
| 233 LOUNGE CHAIR RECLINING BACK RIGHT ARM | 31X62X30/39 | 1340 | 1405 | 1465 | 1530 | 1580 | 1635 | 990 | 1045 | 1100 |
| 234 SECTIONAL APT SOFA BUMPER LEFT | 96x40/44x30/39 | 2285 | 2405 | 2555 | 2685 | 2815 | 2950 | 1605 | 1700 | 1780 |
| 235 SECTIONAL APT SOFA BUMPER RIGHT | 96x40/44x30/39 | 2285 | 2405 | 2555 | 2685 | 2815 | 2950 | 1605 | 1700 | 1780 |
| CONFIGURATIONS | | | | | | | | | | |
| A CONFIG. (169-177-174) | 107X62X30/39 | 3425 | 3630 | 3845 | 4030 | 4235 | 4430 | 2580 | 2730 | 2905 |
| B CONFIG. (096-055-177-170) | 112X113X30/39 | 5390 | 5705 | 6000 | 6300 | 6600 | 6890 | 4050 | 4260 | 4490 |
| C CONFIG. (173-177-055-179) | 113X96X30/39 | 4760 | 5050 | 5355 | 5635 | 5910 | 6200 | 3560 | 3760 | 3995 |

CDN Price List

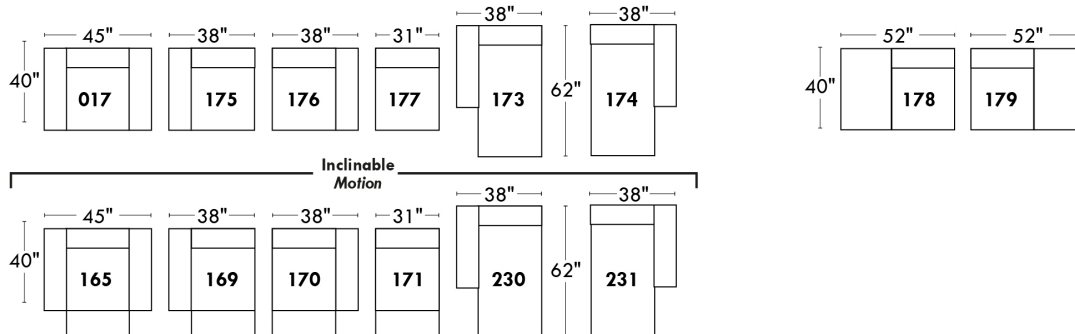
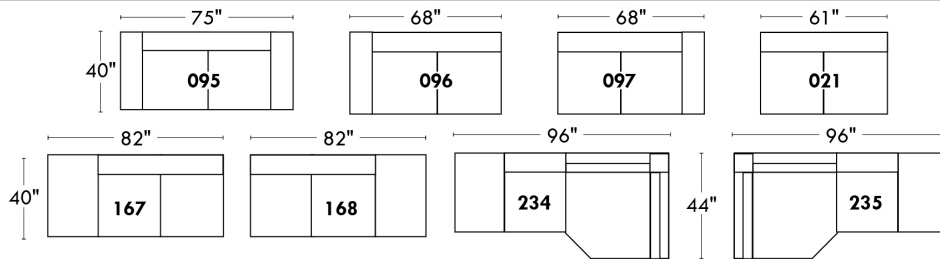
CORRADO

| Description | L x D x H | Leather | | | | | | Fabric | | |
|-------------------------------------|--------------|------------|-------------------------------|--|---|----------------------------------|--------------|--------|----------|------|
| | | 10 Pony | 20 Hugo Madras Softy | 30 Empire Fantasy Illusion Tucson Utah Vintage Yukon | 40 Diamond Elegance Princess Santiago Sensation Sunset Trina Victoria | 50 Bull Cassiope Dublin | 60 Caress | A | B COM | C |
| D CONFIG. (169-147-170) | 92X45X30/39 | 2765 | 2945 | 3110 | 3265 | 3435 | 3575 | 2145 | 2250 | 2375 |
| E CONFIG. (169-138-171-171-138-170) | 152X40X30/39 | 4970 | 5270 | 5580 | 5870 | 6180 | 6450 | 3810 | 4040 | 4280 |
| F CONFIG. (169-147-021-147-170) | 169X50X30/39 | 4625 | 4910 | 5205 | 5465 | 5735 | 5980 | 3555 | 3735 | 3955 |
| G CONFIG. (011-009-005) | 109X62X30/39 | 3815 | 3990 | 4190 | 4350 | 4525 | 4730 | 2815 | 3005 | 3145 |
| H CONFIG. (041-071-055-061) | 99X98X30/39 | 5190 | 5470 | 5740 | 6000 | 6255 | 6500 | 3930 | 4130 | 4330 |
| I CONFIG. (041-061) | 85X40X30/39 | 2805 | 2960 | 3110 | 3235 | 3385 | 3515 | 2105 | 2215 | 2305 |
| J CONFIG. (057-042) | 62X40X30/39 | 2195 | 2325 | 2455 | 2565 | 2690 | 2805 | 1650 | 1740 | 1810 |
| K CONFIG. (041-147-071-147-042) | 118X49X30/39 | 3835 | 4060 | 4300 | 4505 | 4735 | 4920 | 2965 | 3145 | 3290 |
| L CONFIG. (041-147-071-071-147-042) | 142X49X30/39 | 4760 | 5030 | 5310 | 5560 | 5830 | 6050 | 3690 | 3920 | 4120 |
| M CONFIG. (232-147-071-071-147-233) | 142X77X30/39 | 5100 | 5380 | 5650 | 5920 | 6160 | 6380 | 3880 | 4120 | 4370 |

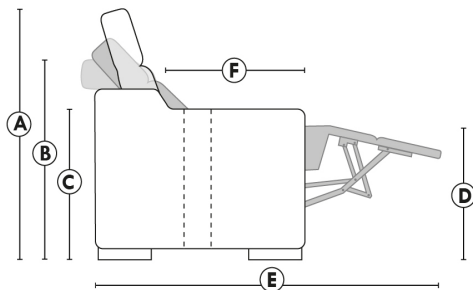


LINEA 30

Siège 30" de large | 30" Seat Width



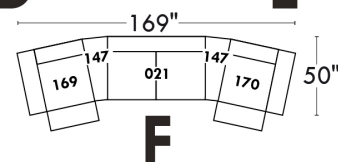
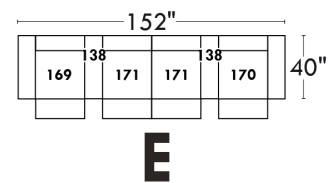
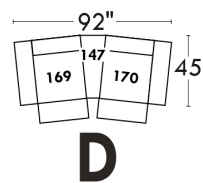
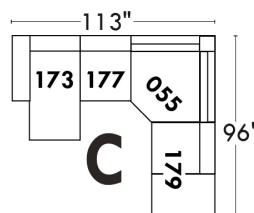
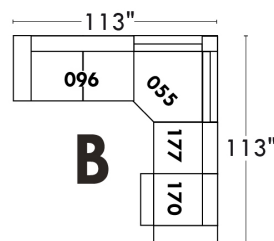
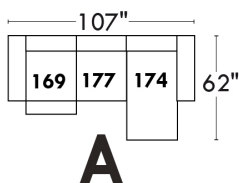
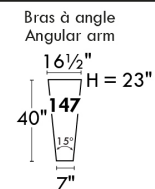
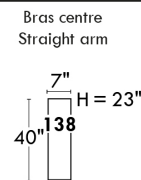
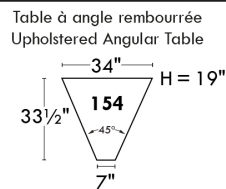
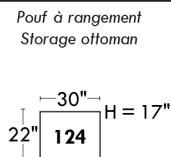
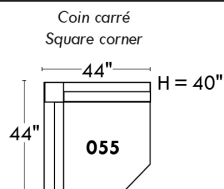
Spécifications | Specifications



- Appui-tête levé / Headrest up
- Appui-tête baissé / Headrest down
- Complètement incliné / Fully reclined

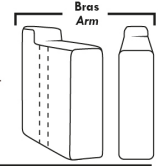
- (A)** Hauteur complète 39" Total Height
- (B)** Hauteur appui-tête baissé 30" Height headrest down
- (C)** Hauteur du bras 23" Arm Height
- (D)** Hauteur du siège 19,5" Seat height
- (E)** Profondeur inclinée 63" Depth fully reclined
- (F)** Profondeur d'assise 20" Seat depth

Autres | Others



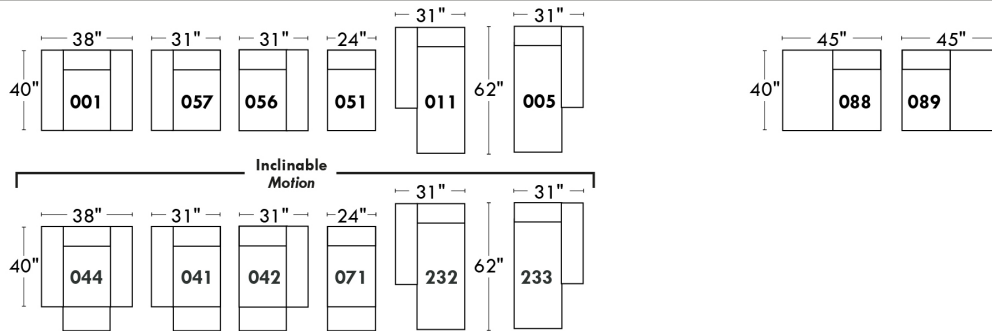
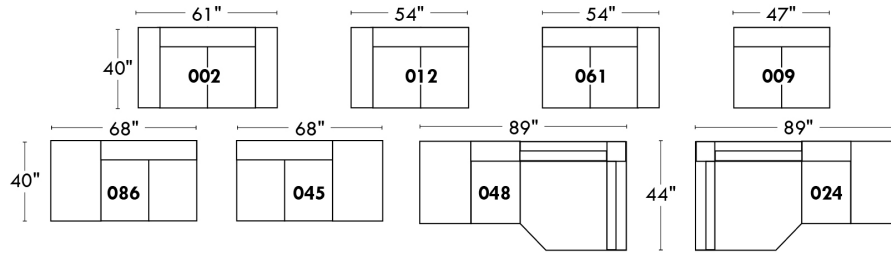
www.jaymar.ca

Toutes les dimensions indiquées sont au pouce près. Nos produits sont fabriqués à la main et des variations mineures peuvent survenir.
All dimensions indicated are to the nearest inch. Our product is hand-made and minor variations can occur.

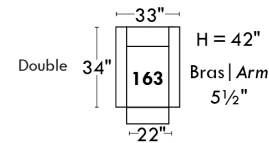
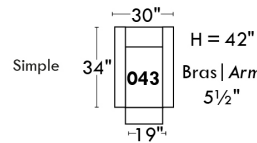


LINEA 30

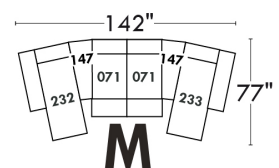
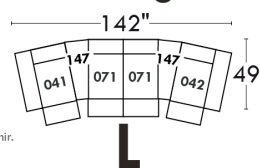
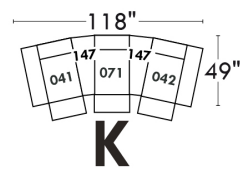
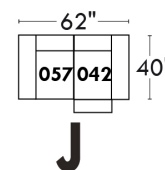
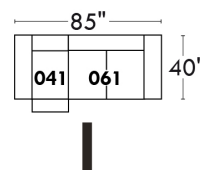
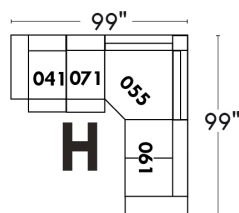
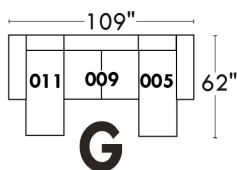
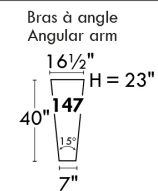
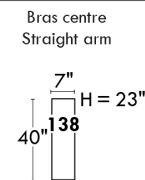
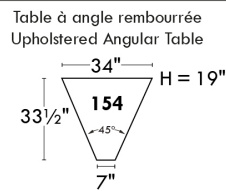
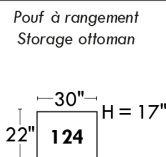
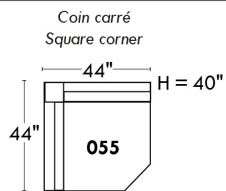
Siège 23" de large | 23" Seat Width



Fauteuil berçant,
pivotant et inclinable
*Swivel rocking
motion chair*



Autres | Others



www.jaymar.ca

Toutes les dimensions indiquées sont au pouce près. Nos produits sont fabriqués à la main et des variations mineures peuvent survenir.
All dimensions indicated are to the nearest inch. Our product is hand-made and minor variations can occur.

DARIO

Features: Adjustable headrest included with all items (2 with square corner). Headrest STATIONARY on Wedge (050). Stitching: Small "French Stitch" in fabric & in leather. Swivel Rocking Recliner Chairs (Items: 043 & 163 only): Seat cushions with 1" memory foam. Lounge Chair Reclining items with "Push Back" mechanism; wall distance: 10".

OPTIONS - Provide SKETCH of your config.:

Small 6" Arm: at same price.

Leg (specify colour): on LARGE arm: LG103 wood or LG189 metal (Black or Chrome). SMALL Arm: LG08 wood or LG64 metal.

Choice of Seat Depth: 20" or *22". The *22" seat depth N/A on chairs #043 & #163.

Chairs 043 & 163: with wood base, add \$165 (specify colour).

PREMIUM Option (Available only with MOTORIZED option): Full footrest + upholstered seat cushions with shaped foam & 1" layer of memory foam on entire set (on stationary & recliner seats); ADD \$30/seat. Bumper section counts as 1 seat & lounge chairs as 2 seats.

Motorized recliner mechanism with touch-sensor button add \$125/mec. For Battery Pack mechanism add \$250/mec.

NB: 2 recliner seats SEPARATED by a WEDGE or SQUARE CORNER cannot be opened at the same time.

| Description | L x D x H | Leather | | | | | | Fabric | | |
|-------------------------------------|----------------|------------|-------------------------------|--|---|----------------------------------|--------------|--------|----------|------|
| | | 10 Pony | 20 Hugo Madras Softy | 30 Empire Fantasy Illusion Tucson Utah Vintage Yukon | 40 Diamond Elegance Princess Santiago Sensation Sunset Trina Victoria | 50 Bull Cassiope Dublin | 60 Caress | A | B COM | C |
| 001 CHAIR | 44X40X33/40 | 1225 | 1305 | 1385 | 1465 | 1545 | 1620 | 915 | 960 | 990 |
| 002 LOVESEAT | 67X40X33/40 | 1780 | 1885 | 1990 | 2095 | 2195 | 2290 | 1330 | 1385 | 1445 |
| 003 SOFA | 91X40X33/40 | 2175 | 2300 | 2430 | 2555 | 2680 | 2805 | 1605 | 1690 | 1760 |
| 005 LOUNGE CHAIR RIGHT ARM | 34X62X33/40 | 1165 | 1225 | 1290 | 1345 | 1410 | 1465 | 855 | 915 | 970 |
| 009 ARMLESS LOVESEAT | 47X40X33/40 | 1330 | 1385 | 1455 | 1515 | 1570 | 1625 | 980 | 1030 | 1100 |
| 011 LOUNGE CHAIR LEFT ARM | 34X62X33/40 | 1165 | 1225 | 1290 | 1345 | 1410 | 1465 | 855 | 915 | 970 |
| 012 LOVESEAT LEFT ARM | 57X40X33/40 | 1560 | 1630 | 1730 | 1805 | 1880 | 1965 | 1160 | 1215 | 1275 |
| 017 DOUBLE CHAIR | 51X40X33/40 | 1315 | 1395 | 1490 | 1570 | 1650 | 1745 | 970 | 1015 | 1070 |
| 021 APARTMENT SOFA NO ARM | 61X40X33/40 | 1510 | 1580 | 1670 | 1750 | 1830 | 1900 | 1115 | 1195 | 1265 |
| 024 SECTIONAL LOVESEAT BUMPER RIGHT | 89X40/44X33/40 | 2095 | 2220 | 2360 | 2495 | 2620 | 2755 | 1435 | 1515 | 1595 |
| 040 ARMLESS SOFA | 71X40X33/40 | 1710 | 1780 | 1880 | 1970 | 2050 | 2140 | 1270 | 1345 | 1430 |
| 041 RECLINING CHAIR LEFT ARM | 34X40X33/40 | 1135 | 1200 | 1265 | 1325 | 1380 | 1440 | 870 | 915 | 960 |
| 042 RECLINING CHAIR RIGHT ARM | 34X40X33/40 | 1135 | 1200 | 1265 | 1325 | 1380 | 1440 | 870 | 915 | 960 |
| 043 SWIVEL ROCKING RECLINING CHAIR | 30x34x42 | 1475 | 1555 | 1645 | 1740 | 1820 | 1900 | 1180 | 1215 | 1250 |
| 044 RECLINER CHAIR | 44X40X33/40 | 1355 | 1440 | 1530 | 1605 | 1690 | 1760 | 1055 | 1095 | 1130 |
| 045 ARMLESS LOVESEAT BUMPER RIGHT | 68X40X33/40 | 1565 | 1640 | 1745 | 1830 | 1905 | 1995 | 1165 | 1225 | 1285 |
| 048 SECTIONAL LOVESEAT BUMPER LEFT | 89X40/44X33/40 | 2095 | 2220 | 2360 | 2495 | 2620 | 2755 | 1435 | 1515 | 1595 |
| 050 WEDGE | 49X49X33 | 1165 | 1240 | 1330 | 1410 | 1490 | 1565 | 815 | 855 | 910 |
| 051 ARMLESS CHAIR | 24X40X33/40 | 755 | 795 | 840 | 875 | 920 | 965 | 570 | 610 | 655 |

DARIO

Features: Adjustable headrest included with all items (2 with square corner). Headrest STATIONARY on Wedge (050). Stitching: Small "French Stitch" in fabric & in leather. Swivel Rocking Recliner Chairs (Items: 043 & 163 only): Seat cushions with 1" memory foam. Lounge Chair Reclining items with "Push Back" mechanism; wall distance: 10".

OPTIONS - Provide SKETCH of your config.:

Small 6" Arm: at same price.

Leg (specify colour): on LARGE arm: LG103 wood or LG189 metal (Black or Chrome). SMALL Arm: LG08 wood or LG64 metal.

Choice of Seat Depth: 20" or *22". The *22" seat depth N/A on chairs #043 & #163.

Chairs 043 & 163: with wood base, add \$165 (specify colour).

PREMIUM Option (Available only with MOTORIZED option): Full footrest + upholstered seat cushions with shaped foam & 1" layer of memory foam on entire set (on stationary & recliner seats); ADD \$30/seat. Bumper section counts as 1 seat & lounge chairs as 2 seats.

Motorized recliner mechanism with touch-sensor button add \$125/mec. For Battery Pack mechanism add \$250/mec.

NB: 2 recliner seats SEPARATED by a WEDGE or SQUARE CORNER cannot be opened at the same time.

| Description | L x D x H | Leather | | | | | | Fabric | | |
|--|--------------|------------|-------------------------------|--|---|----------------------------------|--------------|--------|----------|------|
| | | 10 Pony | 20 Hugo Madras Softy | 30 Empire Fantasy Illusion Tucson Utah Vintage Yukon | 40 Diamond Elegance Princess Santiago Sensation Sunset Trina Victoria | 50 Bull Cassiope Dublin | 60 Caress | A | B COM | C |
| 052 SOFA LEFT ARM | 81X40X33/40 | 1945 | 2035 | 2150 | 2255 | 2360 | 2475 | 1435 | 1515 | 1595 |
| 053 SOFA RIGHT ARM | 81X40X33/40 | 1945 | 2035 | 2150 | 2255 | 2360 | 2475 | 1435 | 1515 | 1595 |
| 055 SQUARE CORNER | 44X44X33/40 | 1375 | 1455 | 1540 | 1615 | 1700 | 1770 | 1025 | 1080 | 1120 |
| 056 CHAIR RIGHT ARM | 34X40X33/40 | 990 | 1055 | 1115 | 1185 | 1235 | 1295 | 740 | 775 | 815 |
| 057 CHAIR LEFT ARM | 34X40X33/40 | 990 | 1055 | 1115 | 1185 | 1235 | 1295 | 740 | 775 | 815 |
| 061 LOVESEAT RIGHT ARM | 57X40X33/40 | 1560 | 1630 | 1730 | 1805 | 1880 | 1965 | 1160 | 1215 | 1275 |
| 071 ARMLESS RECLINING CHAIR | 24X40X33/40 | 895 | 945 | 980 | 1015 | 1060 | 1100 | 705 | 755 | 810 |
| 086 ARMLESS LOVESEAT BUMPER LEFT | 68X40X33/40 | 1565 | 1640 | 1745 | 1830 | 1905 | 1995 | 1165 | 1225 | 1285 |
| 088 ARMLESS CHAIR BUMPER LEFT | 45X40X33/40 | 1000 | 1065 | 1135 | 1205 | 1270 | 1335 | 745 | 780 | 825 |
| 089 ARMLESS CHAIR BUMPER RIGHT | 45X40X33/40 | 1000 | 1065 | 1135 | 1205 | 1270 | 1335 | 745 | 780 | 825 |
| 095 APARTMENT SOFA | 81X40X33/40 | 1975 | 2095 | 2215 | 2335 | 2450 | 2570 | 1460 | 1535 | 1605 |
| 096 APARTMENT SOFA LEFT ARM | 71X40X33/40 | 1740 | 1835 | 1950 | 2035 | 2140 | 2235 | 1295 | 1365 | 1440 |
| 097 APARTMENT SOFA RIGHT ARM | 71X40X33/40 | 1740 | 1835 | 1950 | 2035 | 2140 | 2235 | 1295 | 1365 | 1440 |
| 124 STORAGE OTTOMAN | 30X22X17 | 530 | 550 | 580 | 610 | 640 | 665 | 445 | 455 | 470 |
| 163 DBL SWIVEL ROCKING RECLINER CHAIR | 33 x 34 x 42 | 1510 | 1605 | 1695 | 1770 | 1865 | 1955 | 1185 | 1220 | 1255 |
| 165 DOUBLE RECLINING CHAIR | 51X40X33/40 | 1440 | 1530 | 1615 | 1710 | 1780 | 1875 | 1105 | 1160 | 1210 |
| 167 APARTMENT SOFA NO ARM BUMPER LEFT | 82X40X33/40 | 1745 | 1845 | 1965 | 2070 | 2175 | 2280 | 1305 | 1375 | 1445 |
| 168 APARTMENT SOFA NO ARM BUMPER RIGHT | 82X40X33/40 | 1745 | 1845 | 1965 | 2070 | 2175 | 2280 | 1305 | 1375 | 1445 |
| 169 DOUBLE RECLINING CHAIR LEFT ARM | 41X40X33/40 | 1210 | 1275 | 1345 | 1415 | 1485 | 1545 | 945 | 985 | 1030 |
| 170 DOUBLE RECLINING CHAIR RIGHT ARM | 41X40X33/40 | 1210 | 1275 | 1345 | 1415 | 1485 | 1545 | 945 | 985 | 1030 |

DARIO

Features: Adjustable headrest included with all items (2 with square corner). Headrest STATIONARY on Wedge (050). Stitching: Small "French Stitch" in fabric & in leather. Swivel Rocking Recliner Chairs (Items: 043 & 163 only): Seat cushions with 1" memory foam. Lounge Chair Reclining items with "Push Back" mechanism; wall distance: 10".

OPTIONS - Provide SKETCH of your config.:

Small 6" Arm: at same price.

Leg (specify colour): on LARGE arm: LG103 wood or LG189 metal (Black or Chrome). SMALL Arm: LG08 wood or LG64 metal.

Choice of Seat Depth: 20" or *22". The *22" seat depth N/A on chairs #043 & #163.

Chairs 043 & 163: with wood base, add \$165 (specify colour).

PREMIUM Option (Available only with MOTORIZED option): Full footrest + upholstered seat cushions with shaped foam & 1" layer of memory foam on entire set (on stationary & recliner seats); ADD \$30/seat. Bumper section counts as 1 seat & lounge chairs as 2 seats.

Motorized recliner mechanism with touch-sensor button add \$125/mec. For Battery Pack mechanism add \$250/mec.

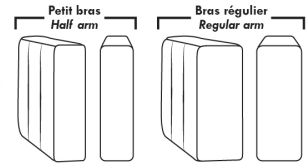
NB: 2 recliner seats SEPARATED by a WEDGE or SQUARE CORNER cannot be opened at the same time.

| Description | L x D x H | Leather | | | | | | Fabric | | |
|--|----------------|------------|-------------------------------|--|---|----------------------------------|--------------|--------|----------|------|
| | | 10 Pony | 20 Hugo Madras Softy | 30 Empire Fantasy Illusion Tucson Utah Vintage Yukon | 40 Diamond Elegance Princess Santiago Sensation Sunset Trina Victoria | 50 Bull Cassiope Dublin | 60 Caress | A | B COM | C |
| 171 ARMLESS DOUBLE RECLINING CHAIR | 31X40X33/40 | 980 | 1020 | 1080 | 1120 | 1170 | 1215 | 755 | 810 | 855 |
| 173 DOUBLE LOUNGE CHAIR LEFT ARM | 41X62X33/40 | 1270 | 1345 | 1435 | 1515 | 1595 | 1670 | 955 | 1020 | 1105 |
| 174 DOUBLE LOUNGE CHAIR RIGHT ARM | 41X62X33/40 | 1270 | 1345 | 1435 | 1515 | 1595 | 1670 | 955 | 1020 | 1105 |
| 175 DOUBLE CHAIR LEFT ARM | 41X40X33/40 | 1070 | 1135 | 1210 | 1275 | 1340 | 1410 | 800 | 850 | 910 |
| 176 DOUBLE CHAIR RIGHT ARM | 41X40X33/40 | 1070 | 1135 | 1210 | 1275 | 1340 | 1410 | 800 | 850 | 910 |
| 177 ARMLESS DOUBLE CHAIR | 31X40X33/40 | 840 | 885 | 950 | 985 | 1025 | 1080 | 625 | 675 | 735 |
| 178 ARMLESS DOUBLE CHAIR BUMPER LEFT | 52X40X33/40 | 1080 | 1155 | 1230 | 1305 | 1375 | 1445 | 810 | 855 | 915 |
| 179 ARMLESS DOUBLE CHAIR BUMPER RIGHT | 52X40X33/40 | 1080 | 1155 | 1230 | 1305 | 1375 | 1445 | 810 | 855 | 915 |
| 230 DBLE LOUNGE CHAIR RECLINING BACK L-ARM | 41X62X33/40 | 1375 | 1455 | 1540 | 1615 | 1700 | 1770 | 1060 | 1135 | 1215 |
| 231 DBLE LOUNGE CHAIR RECLINING BACK R-ARM | 41X62X33/40 | 1375 | 1455 | 1540 | 1615 | 1700 | 1770 | 1060 | 1135 | 1215 |
| 232 LOUNGE CHAIR RECLINING BACK LEFT ARM | 34X62X33/40 | 1270 | 1330 | 1395 | 1455 | 1515 | 1570 | 970 | 1015 | 1070 |
| 233 LOUNGE CHAIR RECLINING BACK RIGHT ARM | 34X62X33/40 | 1270 | 1330 | 1395 | 1455 | 1515 | 1570 | 970 | 1015 | 1070 |
| 234 SECTIONAL APT SOFA BUMPER LEFT | 96X40/44X33/40 | 2175 | 2305 | 2440 | 2570 | 2710 | 2835 | 1515 | 1605 | 1700 |
| 235 SECTIONAL APT SOFA BUMPER RIGHT | 96X40/44X33/40 | 2175 | 2305 | 2440 | 2570 | 2710 | 2835 | 1515 | 1605 | 1700 |
| CONFIGURATIONS | | | | | | | | | | |
| A CONFIG. (169-177-174) | 113X62X33/40 | 3320 | 3505 | 3730 | 3915 | 4105 | 4295 | 2525 | 2680 | 2870 |
| B CONFIG. (96-55-177-170) | 116X116X33/40 | 5165 | 5450 | 5785 | 6050 | 6350 | 6630 | 3890 | 4105 | 4325 |
| C CONFIG. (173-177-055-179) | 115X96X33/40 | 4565 | 4840 | 5155 | 5420 | 5695 | 5965 | 3415 | 3630 | 3875 |
| D CONFIG. (011-009-005) | 115X62X33/40 | 3660 | 3835 | 4035 | 4205 | 4390 | 4555 | 2690 | 2860 | 3040 |
| E CONFIG. (41-71-55-061) | 102X101X33/40 | 4965 | 5230 | 5515 | 5760 | 6020 | 6275 | 3760 | 3965 | 4165 |

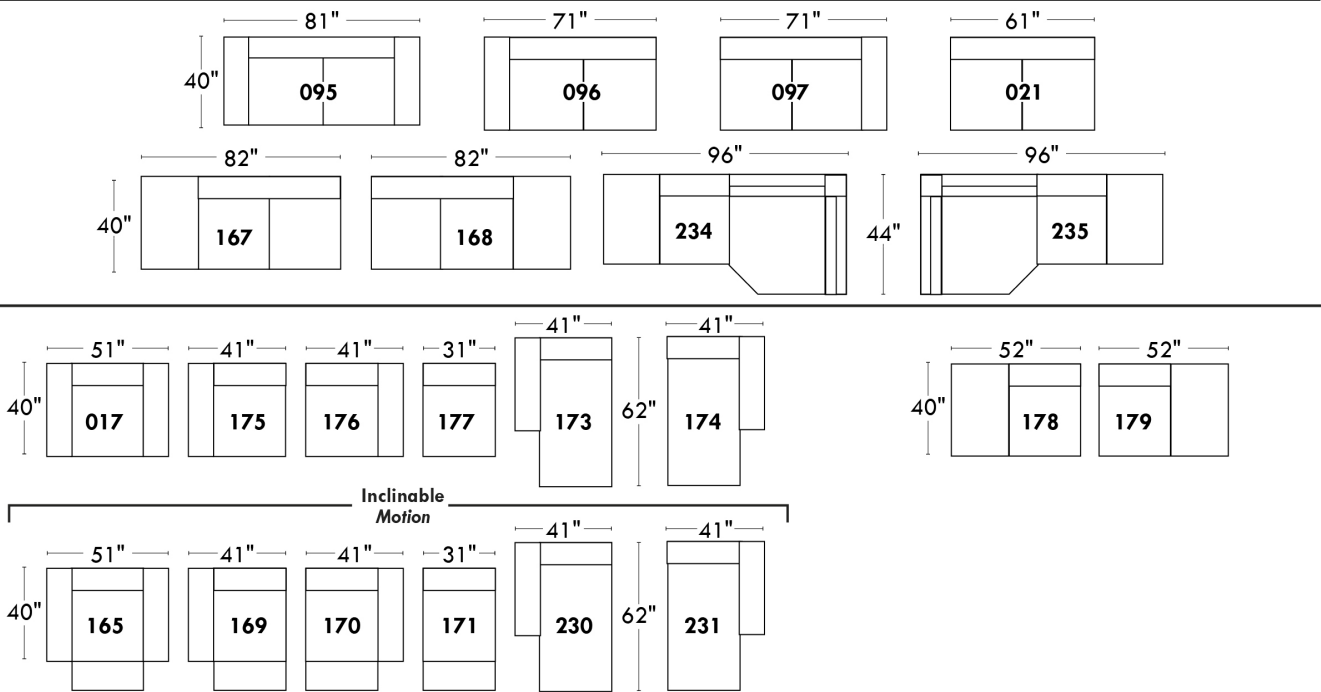
CDN Price List

DARIO

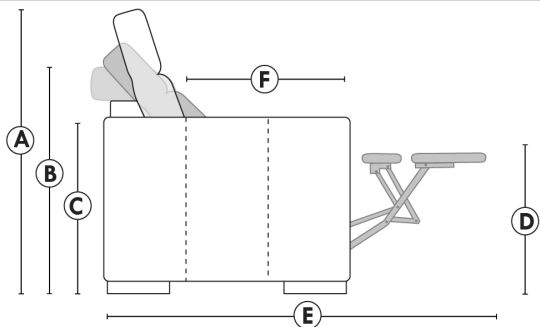
| Description | L x D x H | Leather | | | | | | Fabric | | |
|-------------------|-------------|------------|-------------------------------|--|---|----------------------------------|--------------|--------|----------|------|
| | | 10 Pony | 20 Hugo Madras Softy | 30 Empire Fantasy Illusion Tucson Utah Vintage Yukon | 40 Diamond Elegance Princess Santiago Sensation Sunset Trina Victoria | 50 Bull Cassiope Dublin | 60 Caress | A | B COM | C |
| F CONFIG. (41-61) | 91X40X33/40 | 2695 | 2830 | 2995 | 3130 | 3260 | 3405 | 2030 | 2130 | 2235 |
| G CONFIG. (57-42) | 68X40X33/40 | 2125 | 2255 | 2380 | 2510 | 2615 | 2735 | 1610 | 1690 | 1775 |



Items avec siège de 30" | Items with 30" seat

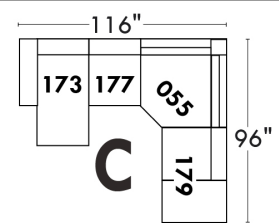
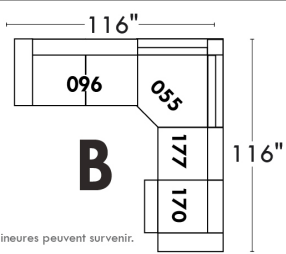
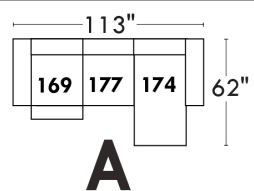
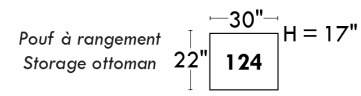
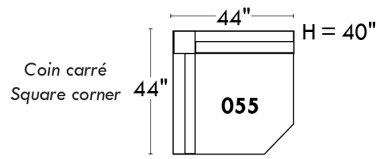
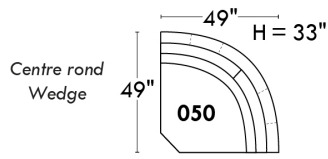


Spécifications | Specifications



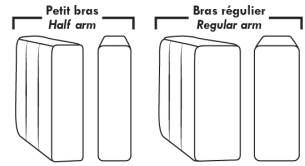
- Appui-tête levé / Headrest up
- Appui-tête baissé / Headrest down
- Complètement incliné / Fully reclined
- (A) Hauteur complète 40" / Total Height
- (B) Hauteur appui-tête baissé 33" / Height headrest down
- (C) Hauteur du bras 24" / Arm Height
- (D) Hauteur du siège 19,5" / Seat height
- (E) Profondeur incliné 65" / Depth fully reclined
- (F) Profondeur d'assise 20" ou/ou 22" / Seat depth

Autres | Others

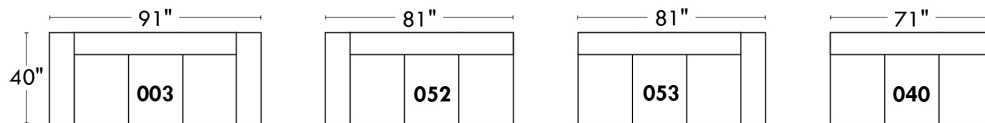
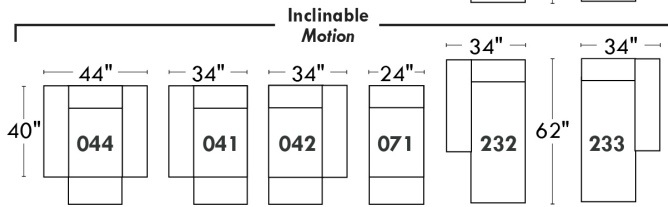
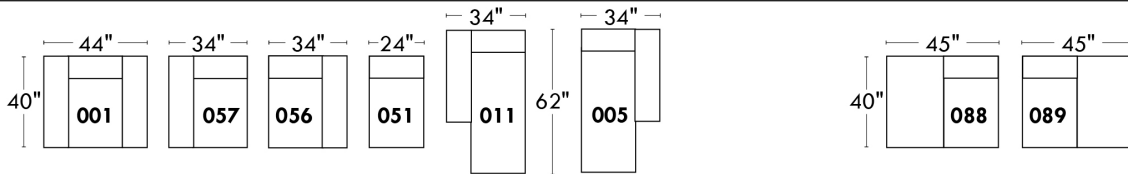
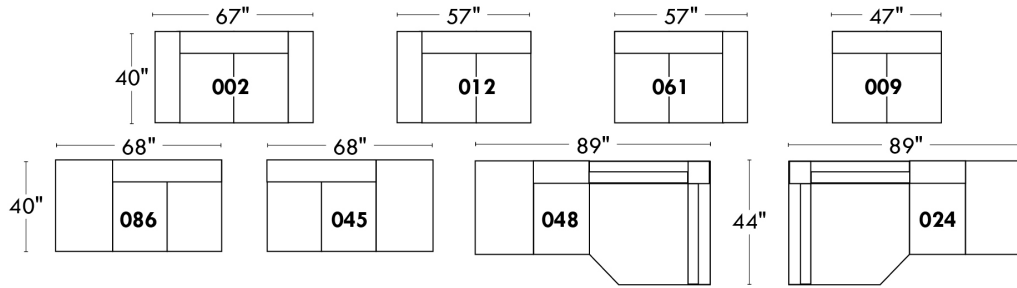


www.jaymar.ca

Toutes les dimensions indiquées sont au pouce près. Nos produits sont fabriqués à la main et des variations mineures peuvent survenir.
All dimensions indicated are to the nearest inch. Our product is hand-made and minor variations can occur.



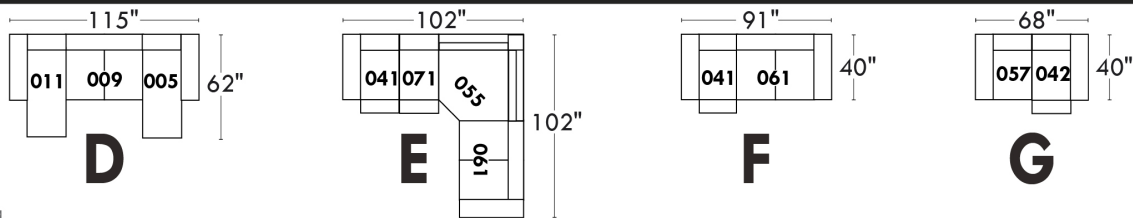
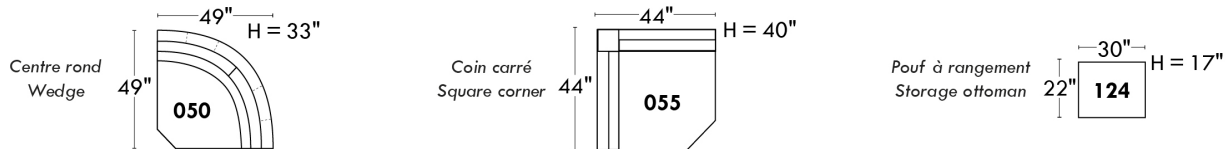
Items avec siège de 23" | Items with 23" seat



Fauteuil berçant, pivotant et inclinable
Swivel rocking motion chair

Simple 043: 30" wide, 34" high, H = 42", Bras | Arm 5 1/2", -19" base
 Double 163: 33" wide, 34" high, H = 42", Bras | Arm 5 1/2", -22" base

Autres | Others



CDN Price List

ECLIPSE

THIS SYTLE IS AVAILABLE IN FABRIC ONLY.

FEATURE: Seat cushions and arms contain feathers. Back & Seat cushions reversable. In LEATHER: Backs & Seats will have parallel decorative seams. Back cushions will be semi attached with a zipper.

LEGS: LG189 metal or LG103 wood. If wood, specify colour.

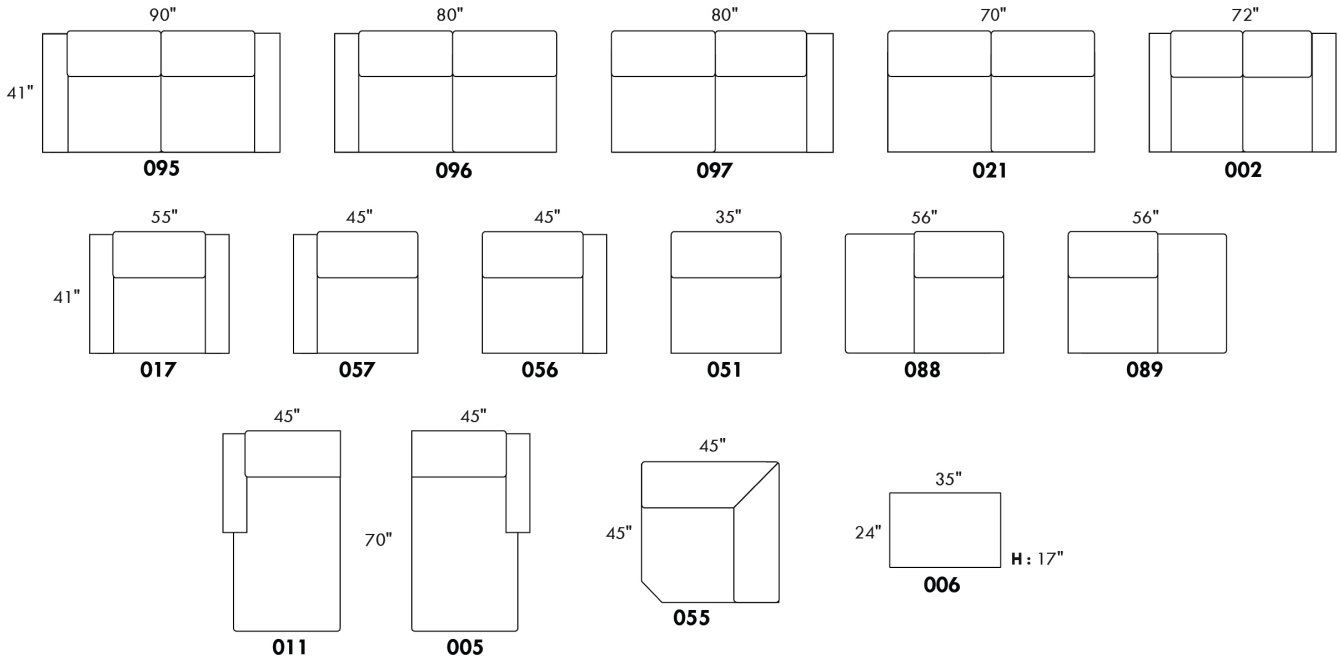
COMBO: Cover #2 on backs & seats.

| Description | L x D x H | Leather | | | | | | Fabric | | |
|--------------------------------|---------------|------------|-------------------------------|--|---|----------------------------------|--------------|--------|----------|------|
| | | 10 Pony | 20 Hugo Madras Softy | 30 Empire Fantasy Illusion Tucson Utah Vintage Yukon | 40 Diamond Elegance Princess Santiago Sensation Sunset Trina Victoria | 50 Bull Cassiope Dublin | 60 Caress | A | B COM | C |
| 002 LOVESEAT | 72 x 41 x 34 | | | | | | | 1285 | 1355 | 1435 |
| 005 LOUNGE CHAIR RIGHT ARM | 45 x 70 x 34 | | | | | | | 1150 | 1210 | 1270 |
| 006 OTTOMAN | 35 x 24 x 17 | | | | | | | 385 | 395 | 405 |
| 011 LOUNGE CHAIR LEFT ARM | 45 x 70 x 34 | | | | | | | 1150 | 1210 | 1270 |
| 017 DOUBLE CHAIR | 55 x 41 x 34 | | | | | | | 1115 | 1170 | 1230 |
| 021 APARTMENT SOFA NO ARM | 70 x 41 x 34 | | | | | | | 1265 | 1355 | 1455 |
| 051 ARMLESS CHAIR | 35 x 41 x 34 | | | | | | | 820 | 865 | 920 |
| 055 SQUARE CORNER | 45 x 45 x 34 | | | | | | | 830 | 870 | 920 |
| 056 CHAIR RIGHT ARM | 45 x 41 x 34 | | | | | | | 970 | 1020 | 1080 |
| 057 CHAIR LEFT ARM | 45 x 41 x 34 | | | | | | | 970 | 1020 | 1080 |
| 088 ARMLESS CHAIR BUMPER LEFT | 56 x 41 x 34 | | | | | | | 920 | 970 | 1015 |
| 089 ARMLESS CHAIR BUMPER RIGHT | 56 x 41 x 34 | | | | | | | 920 | 970 | 1015 |
| 095 APARTMENT SOFA | 90 x 41 x 34 | | | | | | | 1540 | 1630 | 1740 |
| 096 APARTMENT SOFA LEFT ARM | 80 x 41 x 34 | | | | | | | 1410 | 1510 | 1605 |
| 097 APARTMENT SOFA RIGHT ARM | 80 x 41 x 34 | | | | | | | 1410 | 1510 | 1605 |
| CONFIGURATIONS | | | | | | | | | | |
| A CONF. A (096-055-056) | 90X125/41X34 | | | | | | | 3210 | 3400 | 3605 |
| B CONF. B (088-055-097) | 101X125X34 | | | | | | | 3160 | 3350 | 3540 |
| C CONF. C (011-051-055-089) | 125X70/101X34 | | | | | | | 3720 | 3915 | 4125 |
| D CONF. D (011-097) | 125X70/41X34 | | | | | | | 2560 | 2720 | 2875 |
| E CONF. E (057-097) | 125X41X34 | | | | | | | 2380 | 2530 | 2685 |
| F CONF. F (097-055-021-005) | 160X125/70X34 | | | | | | | 4655 | 4945 | 5250 |

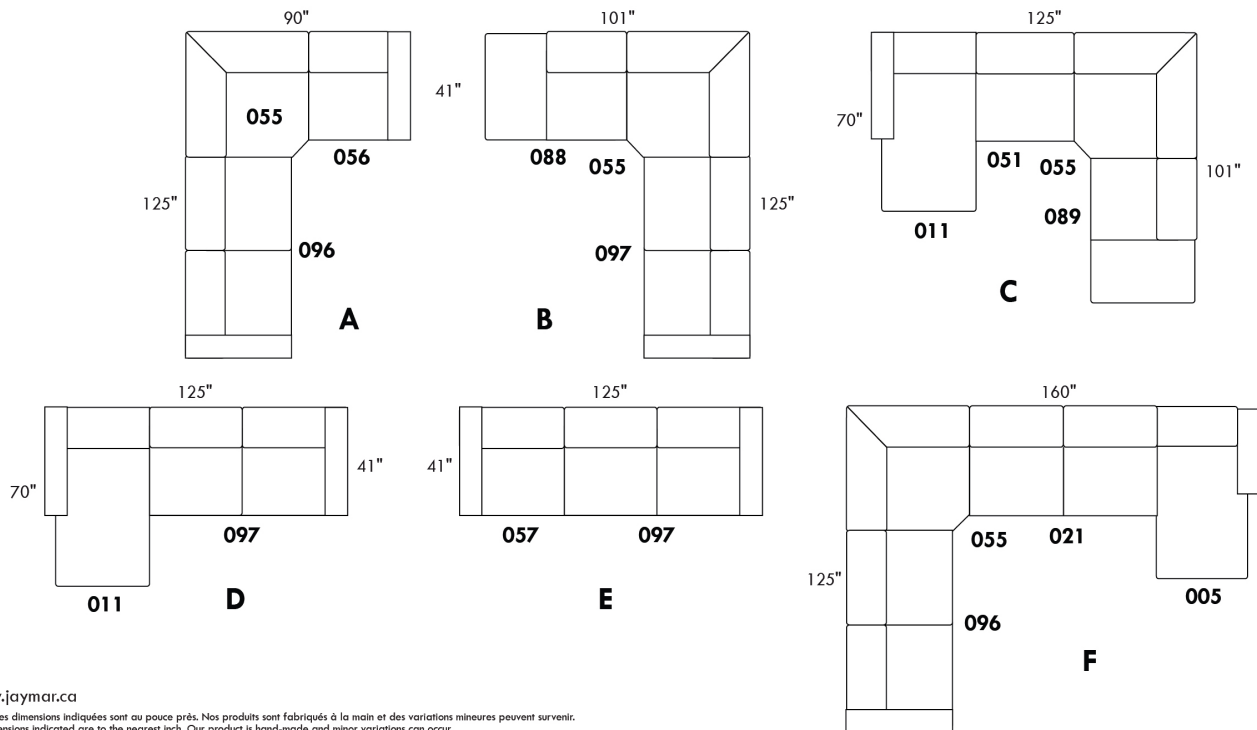
ECLIPSE



Hauteur complète 34" | Hauteur de siège 18" | Hauteur devant bras 24" | Profondeur d'assise 24"
 Total Height 34" | Seat Height 18" | Arm Height 24" | Seat Depth 24"



CONFIGURATIONS



www.jaymar.ca

Toutes les dimensions indiquées sont au pouce près. Nos produits sont fabriqués à la main et des variations mineures peuvent survenir.
 All dimensions indicated are to the nearest inch. Our product is hand-made and minor variations can occur.



EDGE

Features: Adjustable headrest included with all items (2 with square corner). Stitching: Small thread in fabric and large flat thread in leather. Memory foam in seat cushions. Upholstery of top of arm with feathers. Cupholder N/A with this style. Lounge Chair Reclining Back items with "Push Back" mechanism.

OPTIONS - Specify on your order + SKETCH of your config:
Leg: LG189 metal (Black or Chrome) or LG103 wood (specify colour).
Table (154): Specify colour of wood table top.
WITHOUT METAL insert on arm, add \$50/order.
043 & 163 Chairs: with wood base, add \$165 (specify color).

PREMIUM Option (avail. only with MOTORIZED option): Full footrest + upholstered seat cushions with shaped foam & 1" layer of memory foam on entire set (on stationary & recliner seats); ADD \$30/seat. Bumper section counts as 1 seat & lounge chairs as 2 seats.

Motorized reclining mechanism add \$125/mec. For WIRELESS motorized reclining (Battery) mechanism add \$250/mec.

NB: 2 recliner seats SEPARATED by a SQUARE CORNER or UPHOLSTERED TABLE cannot be opened at the same time.

| Description | L x D x H | Leather | | | | | | Fabric | | |
|-------------------------------------|----------------|------------|-------------------------------|--|---|----------------------------------|--------------|--------|----------|------|
| | | 10 Pony | 20 Hugo Madras Softy | 30 Empire Fantasy Illusion Tucson Utah Vintage Yukon | 40 Diamond Elegance Princess Santiago Sensation Sunset Trina Victoria | 50 Bull Cassiope Dublin | 60 Caress | A | B COM | C |
| 001 CHAIR | 45x40x30/39 | 1355 | 1440 | 1530 | 1605 | 1690 | 1760 | 1065 | 1105 | 1140 |
| 002 LOVESEAT | 68x40x30/39 | 1945 | 2030 | 2140 | 2235 | 2335 | 2435 | 1510 | 1565 | 1620 |
| 003 SOFA | 92x40x30/39 | 2330 | 2450 | 2590 | 2715 | 2835 | 2960 | 1805 | 1880 | 1965 |
| 005 LOUNGE CHAIR RIGHT ARM | 35x62x30/39 | 1230 | 1290 | 1350 | 1415 | 1470 | 1535 | 955 | 1000 | 1055 |
| 009 ARMLESS LOVESEAT | 47x40x30/39 | 1340 | 1405 | 1465 | 1530 | 1580 | 1635 | 1025 | 1095 | 1155 |
| 011 LOUNGE CHAIR LEFT ARM | 35x62x30/39 | 1230 | 1290 | 1350 | 1415 | 1470 | 1535 | 955 | 1000 | 1055 |
| 012 LOVESEAT LEFT ARM | 58x40x30/39 | 1635 | 1730 | 1815 | 1885 | 1970 | 2045 | 1270 | 1330 | 1385 |
| 017 DOUBLE CHAIR | 52x40x30/39 | 1440 | 1530 | 1615 | 1710 | 1780 | 1875 | 1110 | 1165 | 1215 |
| 021 APARTMENT SOFA NO ARM | 61x40x30/39 | 1535 | 1610 | 1700 | 1770 | 1850 | 1945 | 1165 | 1235 | 1315 |
| 024 SECTIONAL LOVESEAT BUMPER RIGHT | 89x40/44x30/39 | 2125 | 2260 | 2395 | 2530 | 2660 | 2800 | 1510 | 1580 | 1665 |
| 040 ARMLESS SOFA | 71x40x30/39 | 1735 | 1820 | 1900 | 1990 | 2085 | 2160 | 1330 | 1410 | 1490 |
| 041 RECLINING CHAIR LEFT ARM | 35x40x30/39 | 1205 | 1265 | 1330 | 1385 | 1445 | 1510 | 965 | 1000 | 1030 |
| 042 RECLINING CHAIR RIGHT ARM | 35x40x30/39 | 1205 | 1265 | 1330 | 1385 | 1445 | 1510 | 965 | 1000 | 1030 |
| 043 SWIVEL ROCKING RECLINING CHAIR | 30x34x42 | 1475 | 1555 | 1645 | 1740 | 1820 | 1900 | 1180 | 1215 | 1250 |
| 044 RECLINER CHAIR | 45x40x30/39 | 1500 | 1575 | 1665 | 1745 | 1825 | 1895 | 1200 | 1235 | 1275 |
| 045 ARMLESS LOVESEAT BUMPER RIGHT | 68x40x30/39 | 1580 | 1670 | 1760 | 1845 | 1945 | 2015 | 1205 | 1265 | 1325 |
| 048 SECTIONAL LOVESEAT BUMPER LEFT | 89x40/44x30/39 | 2125 | 2260 | 2395 | 2530 | 2660 | 2800 | 1510 | 1580 | 1665 |
| 051 ARMLESS CHAIR | 24x40x30/39 | 765 | 800 | 845 | 885 | 925 | 970 | 585 | 630 | 670 |
| 052 SOFA LEFT ARM | 82x40x30/39 | 2030 | 2140 | 2250 | 2350 | 2460 | 2565 | 1565 | 1635 | 1730 |
| 053 SOFA RIGHT ARM | 82x40x30/39 | 2030 | 2140 | 2250 | 2350 | 2460 | 2565 | 1565 | 1635 | 1730 |



EDGE

Features: Adjustable headrest included with all items (2 with square corner). Stitching: Small thread in fabric and large flat thread in leather. Memory foam in seat cushions. Upholstery of top of arm with feathers. Cupholder N/A with this style. Lounge Chair Reclining Back items with "Push Back" mechanism.

OPTIONS - Specify on your order + SKETCH of your config:
Leg: LG189 metal (Black or Chrome) or LG103 wood (specify colour).
Table (154): Specify colour of wood table top.
WITHOUT METAL insert on arm, add \$50/order.
043 & 163 Chairs: with wood base, add \$165 (specify color).

PREMIUM Option (avail. only with MOTORIZED option): Full footrest + upholstered seat cushions with shaped foam & 1" layer of memory foam on entire set (on stationary & recliner seats); ADD \$30/seat. Bumper section counts as 1 seat & lounge chairs as 2 seats.

Motorized reclining mechanism add \$125/mec. For WIRELESS motorized reclining (Battery) mechanism add \$250/mec.

NB: 2 recliner seats SEPARATED by a SQUARE CORNER or UPHOLSTERED TABLE cannot be opened at the same time.

| Description | L x D x H | Leather | | | | | | Fabric | | |
|--|--------------|------------|-------------------------------|--|---|----------------------------------|--------------|--------|----------|------|
| | | 10 Pony | 20 Hugo Madras Softy | 30 Empire Fantasy Illusion Tucson Utah Vintage Yukon | 40 Diamond Elegance Princess Santiago Sensation Sunset Trina Victoria | 50 Bull Cassiope Dublin | 60 Caress | A | B COM | C |
| 055 SQUARE CORNER | 44x44x30/39 | 1405 | 1485 | 1565 | 1635 | 1730 | 1805 | 1070 | 1115 | 1165 |
| 056 CHAIR RIGHT ARM | 35x40x30/39 | 1065 | 1120 | 1195 | 1245 | 1315 | 1365 | 830 | 865 | 910 |
| 057 CHAIR LEFT ARM | 35x40x30/39 | 1065 | 1120 | 1195 | 1245 | 1315 | 1365 | 830 | 865 | 910 |
| 061 LOVESEAT RIGHT ARM | 58x40x30/39 | 1635 | 1730 | 1815 | 1885 | 1970 | 2045 | 1270 | 1330 | 1385 |
| 071 ARMLESS RECLINING CHAIR | 24x40x30/39 | 905 | 960 | 1010 | 1065 | 1115 | 1170 | 725 | 765 | 800 |
| 086 ARMLESS LOVESEAT BUMPER LEFT | 68x40x30/39 | 1580 | 1670 | 1760 | 1845 | 1945 | 2015 | 1205 | 1265 | 1325 |
| 088 ARMLESS CHAIR BUMPER LEFT | 45x40x30/39 | 1005 | 1070 | 1140 | 1210 | 1275 | 1340 | 765 | 800 | 840 |
| 089 ARMLESS CHAIR BUMPER RIGHT | 45x40x30/39 | 1005 | 1070 | 1140 | 1210 | 1275 | 1340 | 765 | 800 | 840 |
| 095 APARTMENT SOFA | 82x40x30/39 | 2120 | 2240 | 2370 | 2490 | 2605 | 2730 | 1630 | 1715 | 1775 |
| 096 APARTMENT SOFA LEFT ARM | 72x40x30/39 | 1830 | 1935 | 2030 | 2125 | 2230 | 2330 | 1405 | 1470 | 1545 |
| 097 APARTMENT SOFA RIGHT ARM | 72x40x30/39 | 1830 | 1935 | 2030 | 2125 | 2230 | 2330 | 1405 | 1470 | 1545 |
| 124 STORAGE OTTOMAN | 30x22x17 | 530 | 550 | 580 | 610 | 640 | 665 | 445 | 455 | 470 |
| 154 UPHOLSTERED ANGULAR TABLE | 7/34x32.5x19 | 450 | 475 | 520 | 540 | 565 | 585 | 385 | 400 | 410 |
| 163 DBL SWIVEL ROCKING RECLINER CHAIR | 33 x 34 x 42 | 1510 | 1605 | 1695 | 1770 | 1865 | 1955 | 1185 | 1220 | 1255 |
| 165 DOUBLE RECLINING CHAIR | 52x40x30/39 | 1575 | 1665 | 1755 | 1840 | 1935 | 2010 | 1245 | 1305 | 1350 |
| 167 APARTMENT SOFA NO ARM BUMPER LEFT | 82x40x30/39 | 1765 | 1875 | 1985 | 2095 | 2200 | 2305 | 1340 | 1415 | 1490 |
| 168 APARTMENT SOFA NO ARM BUMPER RIGHT | 82x40x30/39 | 1765 | 1875 | 1985 | 2095 | 2200 | 2305 | 1340 | 1415 | 1490 |
| 169 DOUBLE RECLINING CHAIR LEFT ARM | 42x40x30/39 | 1275 | 1340 | 1415 | 1485 | 1545 | 1610 | 1005 | 1060 | 1110 |
| 170 DOUBLE RECLINING CHAIR RIGHT ARM | 42x40x30/39 | 1275 | 1340 | 1415 | 1485 | 1545 | 1610 | 1005 | 1060 | 1110 |
| 171 ARMLESS DOUBLE RECLINING CHAIR | 31x40x30/39 | 985 | 1025 | 1090 | 1130 | 1185 | 1225 | 770 | 825 | 870 |



EDGE

Features: Adjustable headrest included with all items (2 with square corner). Stitching: Small thread in fabric and large flat thread in leather. Memory foam in seat cushions. Upholstery of top of arm with feathers. Cupholder N/A with this style. Lounge Chair Reclining Back items with "Push Back" mechanism.

OPTIONS - Specify on your order + SKETCH of your config:

Leg: LG189 metal (Black or Chrome) or LG103 wood (specify colour).

Table (154): Specify colour of wood table top.

WITHOUT METAL insert on arm, add \$50/order.

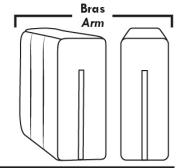
043 & 163 Chairs: with wood base, add \$165 (specify color).

PREMIUM Option (avail. only with MOTORIZED option): Full footrest + upholstered seat cushions with shaped foam & 1" layer of memory foam on entire set (on stationary & recliner seats); ADD \$30/seat. Bumper section counts as 1 seat & lounge chairs as 2 seats.

Motorized reclining mechanism add \$125/mec. For WIRELESS motorized reclining (Battery) mechanism add \$250/mec.

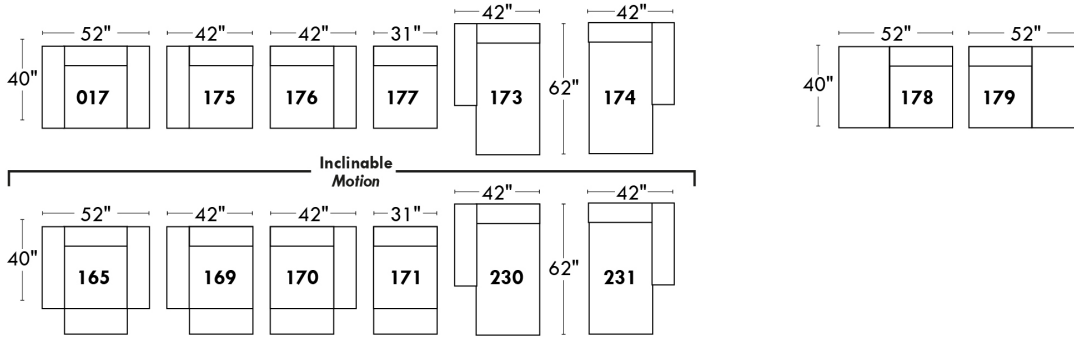
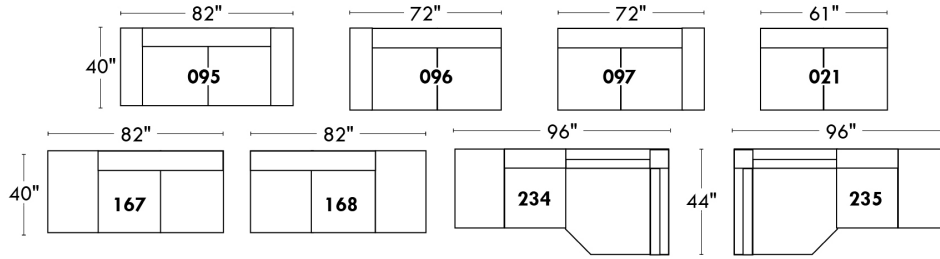
NB: 2 recliner seats SEPARATED by a SQUARE CORNER or UPHOLSTERED TABLE cannot be opened at the same time.

| Description | L x D x H | Leather | | | | | | Fabric | | |
|--|----------------|------------|-------------------------------|--|---|----------------------------------|--------------|--------|----------|------|
| | | 10 Pony | 20 Hugo Madras Softy | 30 Empire Fantasy Illusion Tucson Utah Vintage Yukon | 40 Diamond Elegance Princess Santiago Sensation Sunset Trina Victoria | 50 Bull Cassiope Dublin | 60 Caress | A | B COM | C |
| 173 DOUBLE LOUNGE CHAIR LEFT ARM | 42x62x30/39 | 1340 | 1420 | 1510 | 1580 | 1665 | 1745 | 1030 | 1105 | 1170 |
| 174 DOUBLE LOUNGE CHAIR RIGHT ARM | 42x62x30/39 | 1340 | 1420 | 1510 | 1580 | 1665 | 1745 | 1030 | 1105 | 1170 |
| 175 DOUBLE CHAIR LEFT ARM | 42x40x30/39 | 1140 | 1210 | 1285 | 1345 | 1415 | 1485 | 870 | 925 | 980 |
| 176 DOUBLE CHAIR RIGHT ARM | 42x40x30/39 | 1140 | 1210 | 1285 | 1345 | 1415 | 1485 | 870 | 925 | 980 |
| 177 ARMLESS DOUBLE CHAIR | 31x40x30/39 | 845 | 895 | 955 | 990 | 1030 | 1090 | 640 | 695 | 745 |
| 178 ARMLESS DOUBLE CHAIR BUMPER LEFT | 52x40x30/39 | 1090 | 1160 | 1235 | 1315 | 1380 | 1455 | 830 | 875 | 945 |
| 179 ARMLESS DOUBLE CHAIR BUMPER RIGHT | 52x40x30/39 | 1090 | 1160 | 1235 | 1315 | 1380 | 1455 | 830 | 875 | 945 |
| 230 DBLE LOUNGE CHAIR RECLINING BACK L-ARM | 42x62x30/39 | 1445 | 1530 | 1610 | 1695 | 1765 | 1845 | 1140 | 1210 | 1275 |
| 231 DBLE LOUNGE CHAIR RECLINING BACK R-ARM | 42x62x30/39 | 1445 | 1530 | 1610 | 1695 | 1765 | 1845 | 1140 | 1210 | 1275 |
| 232 LOUNGE CHAIR RECLINING BACK LEFT ARM | 35x62x30/39 | 1340 | 1405 | 1465 | 1530 | 1580 | 1635 | 1060 | 1110 | 1165 |
| 233 LOUNGE CHAIR RECLINING BACK RIGHT ARM | 35x62x30/39 | 1340 | 1405 | 1465 | 1530 | 1580 | 1635 | 1060 | 1110 | 1165 |
| 234 SECTIONAL APT SOFA BUMPER LEFT | 96x40/44x30/39 | 2205 | 2335 | 2480 | 2605 | 2740 | 2870 | 1575 | 1670 | 1760 |
| 235 SECTIONAL APT SOFA BUMPER RIGHT | 96x40/44x30/39 | 2205 | 2335 | 2480 | 2605 | 2740 | 2870 | 1575 | 1670 | 1760 |
| CONFIGURATIONS | | | | | | | | | | |
| A CONFIG. (169-177-174) | 114X62X30/39 | 3460 | 3655 | 3880 | 4055 | 4240 | 4445 | 2675 | 2860 | 3025 |
| B CONFIG. (096-055-177-170) | 116X117X30/39 | 5355 | 5655 | 5965 | 6235 | 6535 | 6835 | 4120 | 4340 | 4565 |
| C CONFIG. (173-177-055-179) | 117X96X30/39 | 4680 | 4960 | 5265 | 5520 | 5805 | 6095 | 3570 | 3790 | 4025 |
| D CONFIG. (011-009-005) | 116X62X30/39 | 3800 | 3985 | 4165 | 4360 | 4520 | 4705 | 2935 | 3095 | 3265 |
| E CONFIG. (041-061) | 92X40X30/39 | 2840 | 2995 | 3145 | 3270 | 3415 | 3555 | 2235 | 2330 | 2415 |
| F CONFIG. (057-042) | 69X40X30/39 | 2270 | 2385 | 2525 | 2630 | 2760 | 2875 | 1795 | 1865 | 1940 |
| G CONFIG. (041-071-055-061) | 103X102X30/39 | 5150 | 5440 | 5720 | 5970 | 6260 | 6530 | 4030 | 4210 | 4380 |

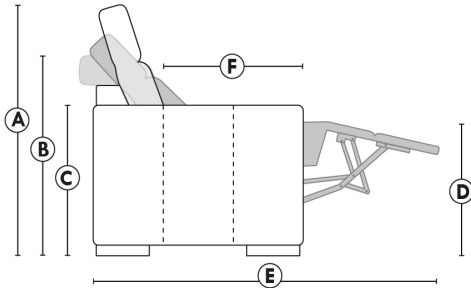


LINEA 30

Siège 30" de large | 30" Seat Width



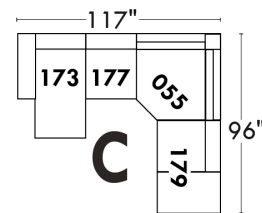
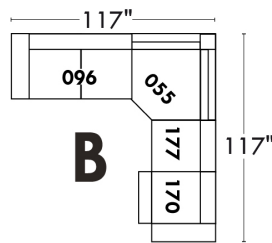
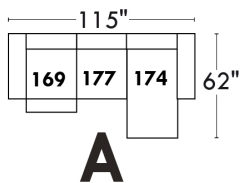
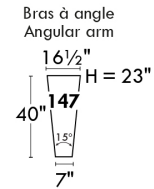
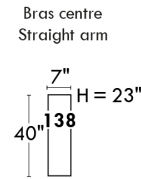
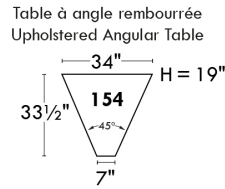
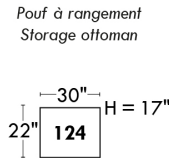
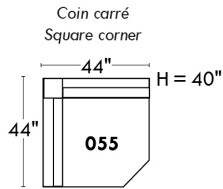
Spécifications | Specifications

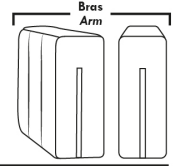


- Appui-tête levé / Headrest up
- Appui-tête baissé / Headrest down
- Complètement incliné / Fully reclined

- (A) Hauteur complète 39" Total Height
- (B) Hauteur appui-tête baissé 30" Height headrest down
- (C) Hauteur du bras 24" Arm Height
- (D) Hauteur du siège 19,5" Seat height
- (E) Profondeur inclinée 63" Depth fully reclined
- (F) Profondeur d'assise 20" Seat depth

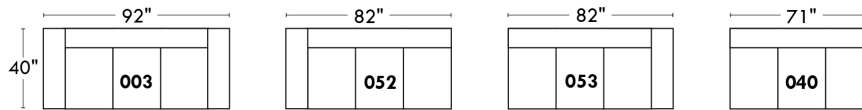
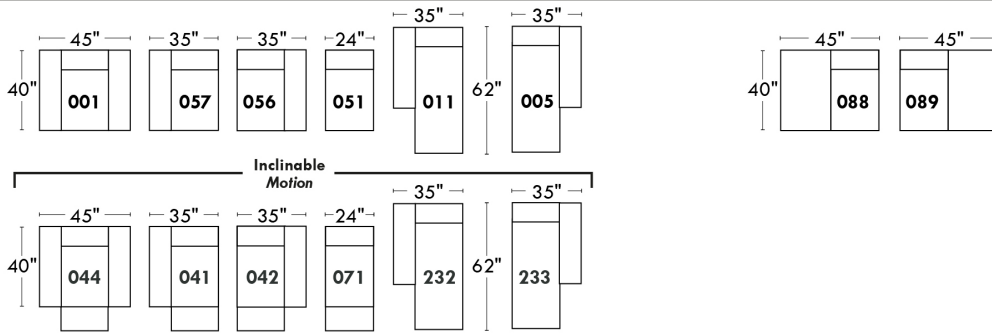
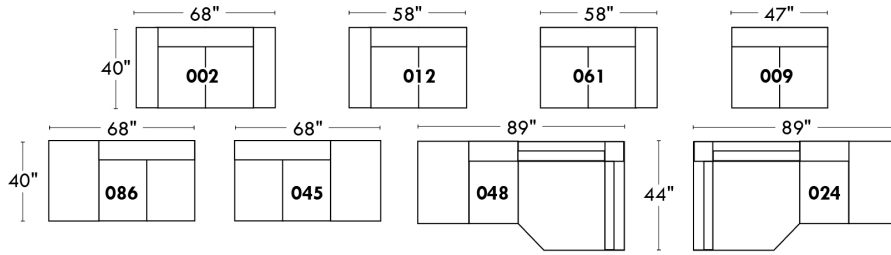
Autres | Others



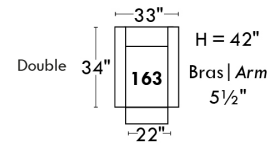
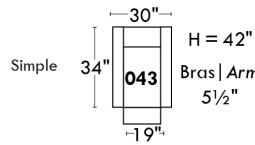


LINEA 30

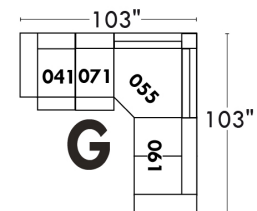
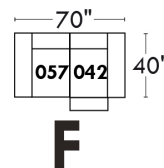
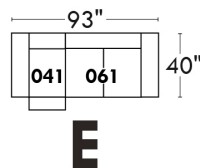
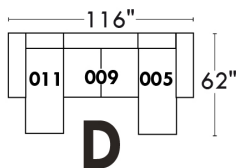
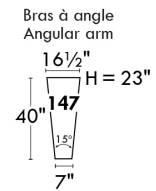
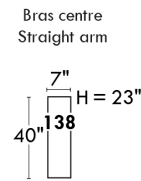
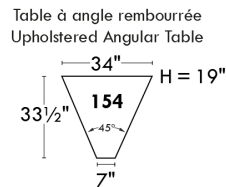
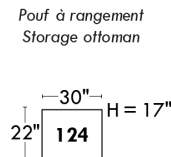
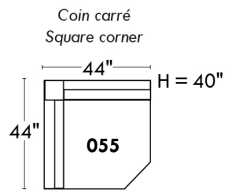
Siège 23" de large | 23" Seat Width



Fauteuil berçant, pivotant et inclinable
 Swivel rocking motion chair



Autres | Others



CDN Price List

ERICA

Specify colour of legs LG6.

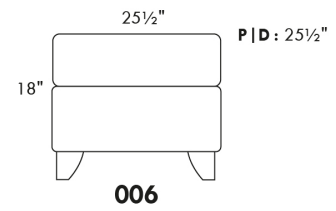
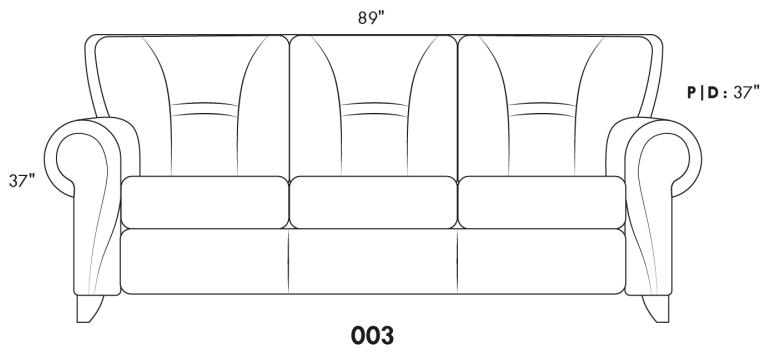
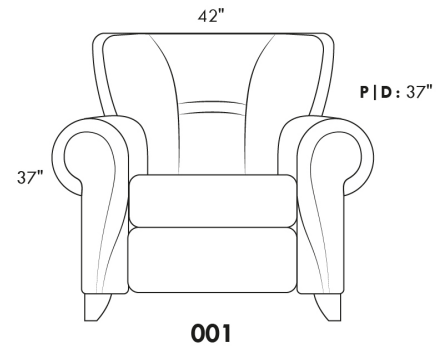
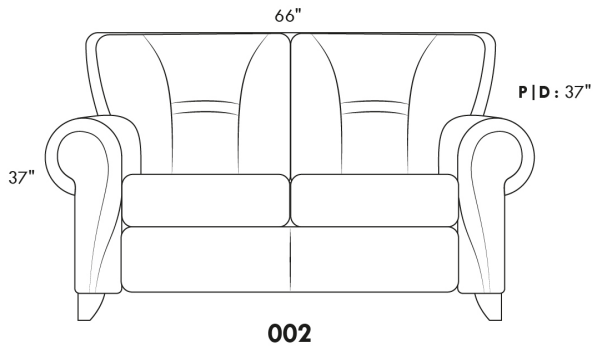
In fabric horizontal band and puller are not part of the design.

| Description | L x D x H | Leather | | | | | | Fabric | | |
|--------------|--------------|------------|-------------------------------|--|---|----------------------------------|--------------|--------|----------|------|
| | | 10 Pony | 20 Hugo Madras Softy | 30 Empire Fantasy Illusion Tucson Utah Vintage Yukon | 40 Diamond Elegance Princess Santiago Sensation Sunset Trina Victoria | 50 Bull Cassiope Dublin | 60 Caress | A | B COM | C |
| 001 CHAIR | 42X37X37 | 1210 | 1285 | 1355 | 1435 | 1510 | 1575 | 815 | 850 | 895 |
| 002 LOVESEAT | 66X37X37 | 1720 | 1820 | 1930 | 2015 | 2115 | 2215 | 1115 | 1185 | 1235 |
| 003 SOFA | 89X37X37 | 1880 | 2005 | 2140 | 2260 | 2385 | 2515 | 1295 | 1365 | 1440 |
| 006 OTTOMAN | 25.5X25.5X18 | 515 | 535 | 565 | 585 | 615 | 645 | 410 | 420 | 435 |

ERICA



Hauteur de siège 20" | Hauteur devant bras 26" | Profondeur d'assise 21"
Seat Height 20" | Arm Height 26" | Seat Depth 21"



www.jaymar.ca

Toutes les dimensions indiquées sont au pouce près. Nos produits sont fabriqués à la main et des variations mineures peuvent survenir.
All dimensions indicated are to the nearest inch. Our product is hand-made and minor variations can occur.

EXCALIBUR

Plain fabric recommended for the base.
COMBO: Cover #2 on back and seat cushion.

Sliding seat available: Upcharge \$75/seat. N/A on items: 050-055-018-023-046-062 & 063.

*Sku 077 UPHOLSTERED TABLE: Specify colour of wood table top.

*N.B. Sku 077 may only be used like a square corner 055. This item is NOT fully upholstered in leather or fabric & MAY NOT be used as a STAND ALONE.

LEG CHOICES:

Seat height 17 3/4": LG143 wood or metal, LG180 wood & LG185 wood. If wood, specify finish colour.

Seat height 17": LG128 Metal

Seat height 16 1/2": LG186 wood, LG181 wood. Specify finish colour.

Seat height 15 1/2": LG90 metal.

Ottoman: Available legs only: LG90 metal, LG186 wood, LG128 metal, LG185 wood. If wood, specify colour.

*REMARK: Armless end pieces are not fully upholstered in leather or fabric.

OPTION: For apparent end pieces upholstered in leather or fabric; add \$200/side.

| Description | L x D x H | Leather | | | | | | Fabric | | |
|-------------------------------------|--------------|------------|-------------------------------|--|---|----------------------------------|--------------|--------|----------|------|
| | | 10 Pony | 20 Hugo Madras Softy | 30 Empire Fantasy Illusion Tucson Utah Vintage Yukon | 40 Diamond Elegance Princess Santiago Sensation Sunset Trina Victoria | 50 Bull Cassiope Dublin | 60 Caress | A | B COM | C |
| 001 CHAIR | 42X39X34 | 1335 | 1415 | 1500 | 1580 | 1675 | 1750 | 930 | 970 | 1015 |
| 002 LOVESEAT | 65X39X34 | 1640 | 1760 | 1880 | 1990 | 2100 | 2210 | 1230 | 1290 | 1350 |
| 003 SOFA | 88X39X34 | 1990 | 2130 | 2280 | 2405 | 2545 | 2685 | 1290 | 1375 | 1470 |
| 006 OTTOMAN | 25.5X25.5X18 | 490 | 530 | 565 | 590 | 640 | 670 | 410 | 425 | 435 |
| 009 ARMLESS LOVESEAT | 47X39X34 | 1295 | 1410 | 1520 | 1625 | 1745 | 1850 | 1050 | 1115 | 1180 |
| 012 LOVESEAT LEFT ARM | 56X39X34 | 1455 | 1565 | 1690 | 1800 | 1900 | 2015 | 1140 | 1210 | 1275 |
| 018 ANGULAR LOVESEAT LEFT ARM | 69X53X34 | 1490 | 1600 | 1715 | 1825 | 1945 | 2045 | 1170 | 1235 | 1295 |
| 023 ANGULAR LOVESEAT RIGHT ARM | 69X53X34 | 1490 | 1600 | 1715 | 1825 | 1945 | 2045 | 1170 | 1235 | 1295 |
| 024 SECTIONAL LOVESEAT BUMPER RIGHT | 83X39X34 | 1755 | 1865 | 1985 | 2095 | 2205 | 2315 | 1230 | 1290 | 1350 |
| 040 ARMLESS SOFA | 70X39X34 | 1580 | 1730 | 1865 | 2005 | 2145 | 2285 | 1105 | 1190 | 1285 |
| 045 ARMLESS LOVESEAT BUMPER RIGHT | 67X39X34 | 1470 | 1575 | 1700 | 1810 | 1920 | 2025 | 1155 | 1225 | 1290 |
| 046 ARMLESS ANGULAR LOVESEAT | 60X53X34 | 1335 | 1440 | 1560 | 1675 | 1770 | 1885 | 1070 | 1140 | 1195 |
| 048 SECTIONAL LOVESEAT BUMPER LEFT | 83X39X34 | 1755 | 1865 | 1985 | 2095 | 2205 | 2315 | 1230 | 1290 | 1350 |
| 050 WEDGE | 50X50X34 | 865 | 940 | 1015 | 1080 | 1155 | 1225 | 705 | 755 | 800 |
| 051 ARMLESS CHAIR | 24X39X34 | 965 | 1020 | 1080 | 1140 | 1190 | 1245 | 740 | 780 | 815 |
| 052 SOFA LEFT ARM | 79X39X34 | 1785 | 1930 | 2070 | 2205 | 2340 | 2485 | 1195 | 1285 | 1365 |
| 053 SOFA RIGHT ARM | 79X39X34 | 1785 | 1930 | 2070 | 2205 | 2340 | 2485 | 1195 | 1285 | 1365 |
| 055 SQUARE CORNER | 40X40X34 | 830 | 915 | 990 | 1060 | 1150 | 1225 | 665 | 715 | 775 |

EXCALIBUR

Plain fabric recommended for the base.
COMBO: Cover #2 on back and seat cushion.

Sliding seat available: Upcharge \$75/seat. N/A on items: 050-055-018-023-046-062 & 063.

*Sku 077 UPHOLSTERED TABLE: Specify colour of wood table top.

*N.B. Sku 077 may only be used like a square corner 055. This item is NOT fully upholstered in leather or fabric & MAY NOT be used as a STAND ALONE.

LEG CHOICES:

Seat height 17 3/4": LG143 wood or metal, LG180 wood & LG185 wood. If wood, specify finish colour.

Seat height 17": LG128 Metal

Seat height 16 1/2": LG186 wood, LG181 wood. Specify finish colour.

Seat height 15 1/2": LG90 metal.

Ottoman: Available legs only: LG90 metal, LG186 wood, LG128 metal, LG185 wood. If wood, specify colour.

*REMARK: Armless end pieces are not fully upholstered in leather or fabric.

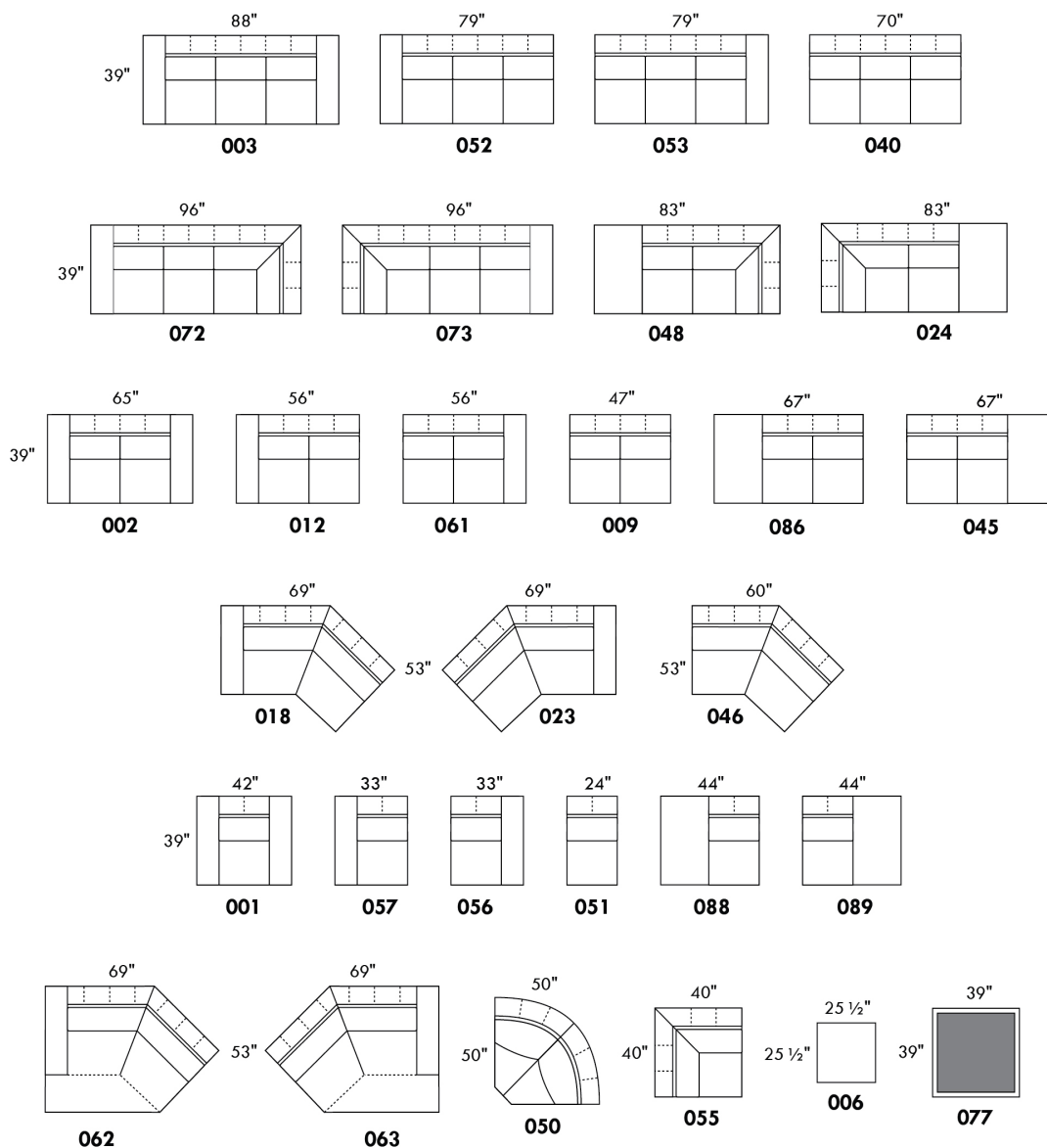
OPTION: For apparent end pieces upholstered in leather or fabric; add \$200/side.

| Description | L x D x H | Leather | | | | | | Fabric | | |
|----------------------------------|-----------|------------|-------------------------------|--|---|----------------------------------|--------------|--------|----------|------|
| | | 10 Pony | 20 Hugo Madras Softy | 30 Empire Fantasy Illusion Tucson Utah Vintage Yukon | 40 Diamond Elegance Princess Santiago Sensation Sunset Trina Victoria | 50 Bull Cassiope Dublin | 60 Caress | A | B COM | C |
| 056 CHAIR RIGHT ARM | 33X39X34 | 1130 | 1215 | 1300 | 1380 | 1470 | 1555 | 840 | 895 | 930 |
| 057 CHAIR LEFT ARM | 33X39X34 | 1130 | 1215 | 1300 | 1380 | 1470 | 1555 | 840 | 895 | 930 |
| 061 LOVESEAT RIGHT ARM | 56X39X34 | 1455 | 1565 | 1690 | 1800 | 1900 | 2015 | 1140 | 1210 | 1275 |
| 062 ANGLE CHAIR LEFT ARM | 69X53X34 | 1415 | 1490 | 1570 | 1635 | 1730 | 1805 | 1090 | 1150 | 1195 |
| 063 ANGLE CHAIR RIGHT ARM | 69X53X34 | 1415 | 1490 | 1570 | 1635 | 1730 | 1805 | 1090 | 1150 | 1195 |
| 072 SECTIONAL SOFA LEFT ARM | 96X39X34 | 2050 | 2195 | 2335 | 2480 | 2610 | 2750 | 1355 | 1440 | 1520 |
| 073 SECTIONAL SOFA RIGHT ARM | 96X39X34 | 2050 | 2195 | 2335 | 2480 | 2610 | 2750 | 1355 | 1440 | 1520 |
| 077 UPHOLSTERED TABLE | 39X39X18 | 670 | 740 | 825 | 910 | 980 | 1050 | 535 | 575 | 625 |
| 086 ARMLESS LOVESEAT BUMPER LEFT | 67X39X34 | 1470 | 1575 | 1700 | 1810 | 1920 | 2025 | 1155 | 1225 | 1290 |
| 088 ARMLESS CHAIR BUMPER LEFT | 44X39X34 | 1150 | 1230 | 1315 | 1405 | 1485 | 1565 | 865 | 925 | 980 |
| 089 ARMLESS CHAIR BUMPER RIGHT | 44X39X34 | 1150 | 1230 | 1315 | 1405 | 1485 | 1565 | 865 | 925 | 980 |

EXCALIBUR



Hauteur complète 34" | Profondeur d'assise 21"
Total Height 34" | Seat Depth 21"



| | LG90 | LG186 | LG181 | LG128 | LG185 | LG143 | LG143 | LG180 |
|-------------------------------|---------|---------|---------|-------|---------|---------|---------|---------|
| Hauteur Height | 4 1/2" | 5 1/2" | 5 1/2" | 6" | 6 3/4" | 6 3/4" | 6 3/4" | 6 3/4" |
| Hauteur: siège Seat height | 15 1/2" | 16 1/2" | 16 1/2" | 17" | 17 3/4" | 17 3/4" | 17 3/4" | 17 3/4" |

www.jaymar.ca

Toutes les dimensions indiquées sont au pouce près. Nos produits sont fabriqués à la main et des variations mineures peuvent survenir.
All dimensions indicated are to the nearest inch. Our product is hand-made and minor variations can occur.

EXPO

FEATURES: Pocket coil in seat cushions. OPTION: Upholstered seat cushions with shaped foam and 1" layer of memory foam at no additional charge.

Recommended in PLAIN FABRIC only.

Item 077 Upholstered Table: Specify colour of table bottom in wood.

N.B.: ARMLESS END pieces (items 216 & 220 ONLY) are upholstered in leather or fabric.

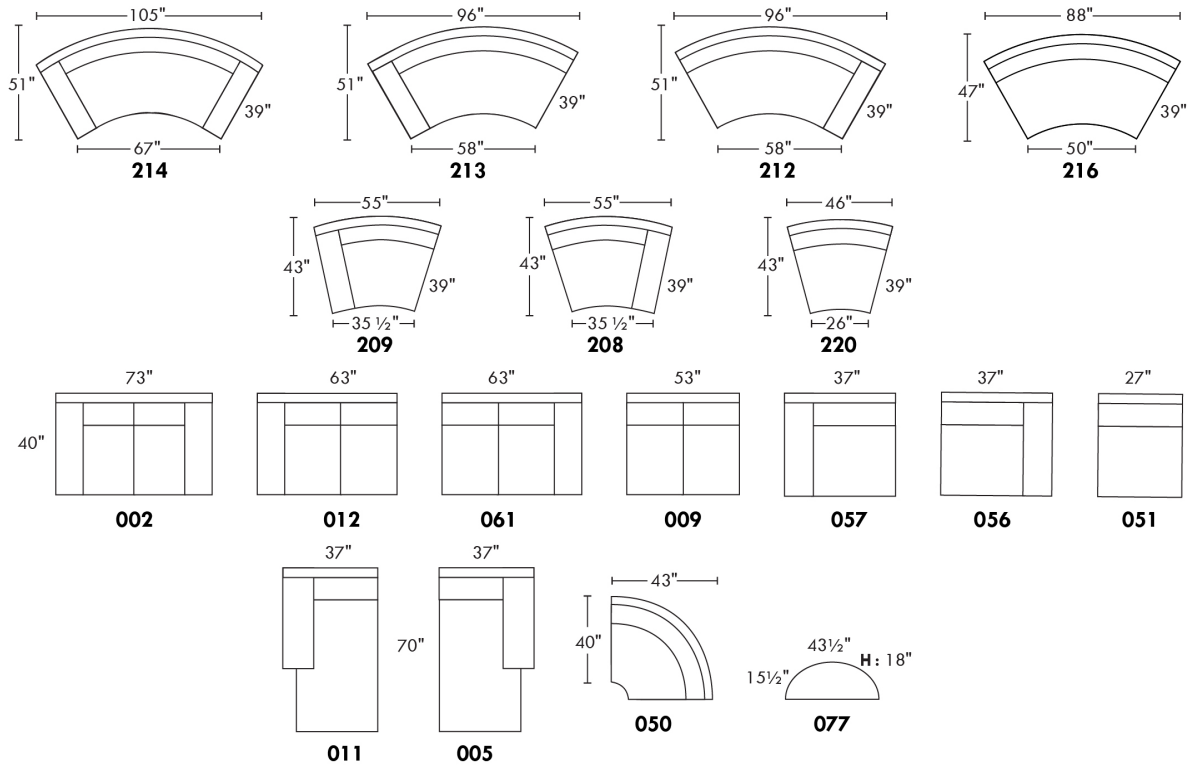
| Description | L x D x H | Leather | | | | | | Fabric | | |
|---------------------------------------|----------------|------------|-------------------------------|--|---|----------------------------------|--------------|--------|----------|------|
| | | 10 Pony | 20 Hugo Madras Softy | 30 Empire Fantasy Illusion Tucson Utah Vintage Yukon | 40 Diamond Elegance Princess Santiago Sensation Sunset Trina Victoria | 50 Bull Cassiope Dublin | 60 Caress | A | B COM | C |
| 002 LOVESEAT | 73x40x34 | 1850 | 1965 | 2085 | 2195 | 2300 | 2405 | 1190 | 1270 | 1345 |
| 005 LOUNGE CHAIR RIGHT ARM | 37x70x34 | 1500 | 1605 | 1715 | 1820 | 1930 | 2025 | 970 | 1040 | 1110 |
| 009 ARMLESS LOVESEAT | 53x40x34 | 1485 | 1580 | 1700 | 1805 | 1900 | 2005 | 960 | 1025 | 1100 |
| 011 LOUNGE CHAIR LEFT ARM | 37x70x34 | 1500 | 1605 | 1715 | 1820 | 1930 | 2025 | 970 | 1040 | 1110 |
| 012 LOVESEAT LEFT ARM | 63x40x34 | 1675 | 1765 | 1880 | 1985 | 2090 | 2195 | 1070 | 1150 | 1215 |
| 050 WEDGE | 17/73x40/43x34 | 1800 | 1900 | 2020 | 2130 | 2245 | 2345 | 1155 | 1230 | 1300 |
| 051 ARMLESS CHAIR | 27x40x34 | 825 | 865 | 920 | 960 | 1000 | 1040 | 535 | 560 | 580 |
| 056 CHAIR RIGHT ARM | 37x40x34 | 1010 | 1050 | 1110 | 1160 | 1210 | 1250 | 655 | 685 | 715 |
| 057 CHAIR LEFT ARM | 37x40x34 | 1010 | 1050 | 1110 | 1160 | 1210 | 1250 | 655 | 685 | 715 |
| 061 LOVESEAT RIGHT ARM | 63x40x34 | 1675 | 1765 | 1880 | 1985 | 2090 | 2195 | 1070 | 1150 | 1215 |
| 077 UPHOLSTERED TABLE | 43.5x15.5x18 | 490 | 530 | 565 | 590 | 640 | 670 | 325 | 340 | 365 |
| 208 CIRCULAR CHAIR RIGHT ARM | 55X39/43X34 | 1245 | 1315 | 1385 | 1465 | 1535 | 1600 | 805 | 845 | 910 |
| 209 CIRCULAR CHAIR LEFT ARM | 55X39/43X34 | 1245 | 1315 | 1385 | 1465 | 1535 | 1600 | 805 | 845 | 910 |
| 212 CIRCULAR APARTMENT SOFA RIGHT ARM | 96X39/51X34 | 2160 | 2300 | 2445 | 2590 | 2730 | 2865 | 1380 | 1480 | 1565 |
| 213 CIRCULAR APARTMENT SOFA LEFT ARM | 96X39/51X34 | 2160 | 2300 | 2445 | 2590 | 2730 | 2865 | 1380 | 1480 | 1565 |
| 214 CIRCULAR APARTMENT SOFA | 105X39/51X34 | 2345 | 2515 | 2670 | 2835 | 2995 | 3145 | 1485 | 1580 | 1695 |
| 216 CIRCULAR APARTMENT SOFA NO ARM | 88X39/47X34 | 1995 | 2115 | 2245 | 2355 | 2480 | 2595 | 1285 | 1355 | 1430 |
| 220 CIRCULAR CHAIR NO ARM | 46X39/43X34 | 1060 | 1120 | 1185 | 1240 | 1295 | 1350 | 715 | 765 | 800 |
| CONFIGURATIONS | | | | | | | | | | |
| A CONFIG. (213-216-212) | 177X99.5X34 | 6315 | 6715 | 7135 | 7535 | 7940 | 8325 | 4045 | 4315 | 4560 |
| B CONFIG. (213-220-212) | 175X86X34 | 5380 | 5720 | 6075 | 6420 | 6755 | 7080 | 3475 | 3725 | 3930 |
| C CONFIG. (213-212) | 162.5X72.5X34 | 4320 | 4600 | 4890 | 5180 | 5460 | 5730 | 2760 | 2960 | 3130 |
| D CONFIG. (209-220-208) | 140X60.5X34 | 3550 | 3750 | 3955 | 4170 | 4365 | 4550 | 2325 | 2455 | 2620 |
| E CONFIG. (216-216-216) | 177X88.5X34 | 5985 | 6345 | 6735 | 7065 | 7440 | 7785 | 3855 | 4065 | 4290 |
| F CONFIG. (216-220-216) | 171X75X34 | 5050 | 5350 | 5675 | 5950 | 6255 | 6540 | 3285 | 3475 | 3660 |

CDN Price List

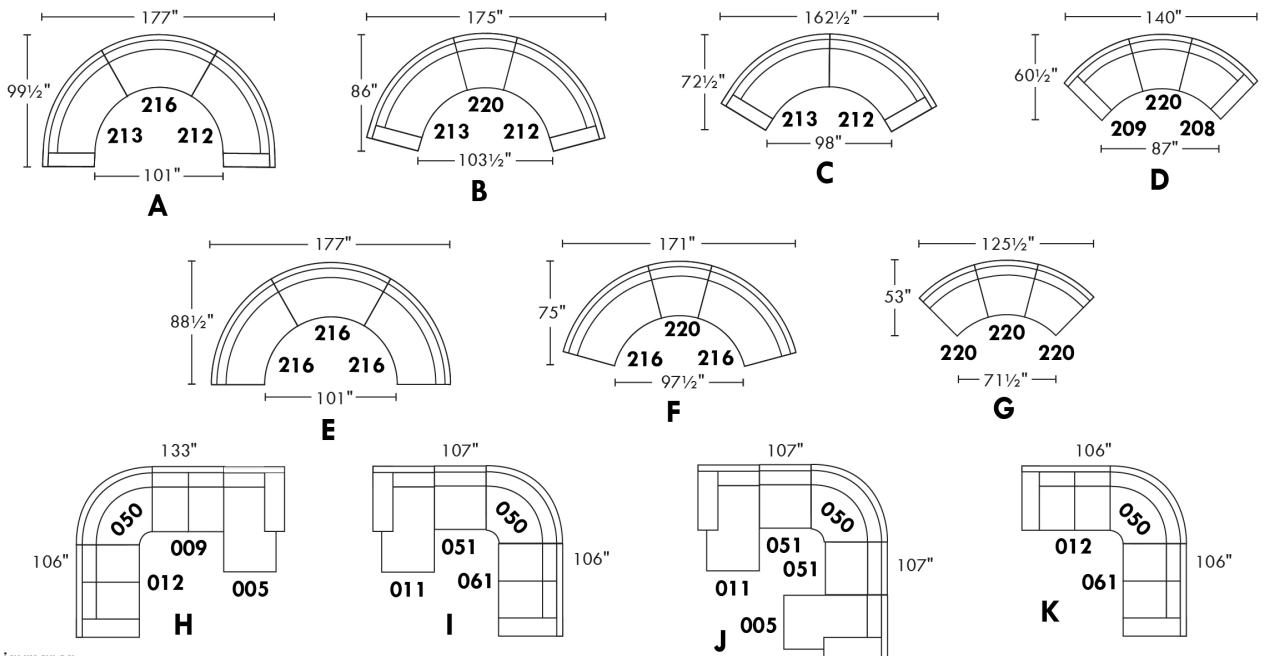
EXPO

| Description | L x D x H | Leather | | | | | | Fabric | | |
|---------------------------------|-------------|------------|-------------------------------|--|---|----------------------------------|--------------|--------|----------|------|
| | | 10 Pony | 20 Hugo Madras Softy | 30 Empire Fantasy Illusion Tucson Utah Vintage Yukon | 40 Diamond Elegance Princess Santiago Sensation Sunset Trina Victoria | 50 Bull Cassiope Dublin | 60 Caress | A | B COM | C |
| G CONFIG. (220-220-220) | 125.5X53X34 | 3180 | 3360 | 3555 | 3720 | 3885 | 4050 | 2145 | 2295 | 2400 |
| H CONFIG. (012-050-009-005) | 133X106X34 | 6460 | 6850 | 7315 | 7740 | 8165 | 8570 | 4155 | 4445 | 4725 |
| I CONFIG. (011-051-050-061) | 107X106X34 | 5800 | 6135 | 6535 | 6895 | 7265 | 7605 | 3730 | 3980 | 4205 |
| J CONFIG. (011-051-050-051-005) | 107X107X34 | 6450 | 6840 | 7290 | 7690 | 8105 | 8475 | 4165 | 4430 | 4680 |
| K CONFIG. (012-050-061) | 106X106X34 | 5150 | 5430 | 5780 | 6100 | 6425 | 6735 | 3295 | 3530 | 3730 |

Hauteur complète 34" | Hauteur de siège 17¾" | Hauteur devant bras 24" | Profondeur d'assise 23"
 Total Height 34" | Seat Height 17¾" | Arm Height 24" | Seat Depth 23"



CONFIGURATIONS



www.jaymar.ca

Toutes les dimensions indiquées sont au pouce près. Nos produits sont fabriqués à la main et des variations mineures peuvent survenir.
 All dimensions indicated are to the nearest inch. Our product is hand-made and minor variations can occur.

FELIX

LEG: Specify colour of legs LG171 (round) or LG8 (square).

In FABRIC there is NO DECORATIVE STITCHING on back cushions. COMBO: Cover #2 on back only.

1x Removable headrest included with motion skus 044, 041, 042 & 071. EXTRA headrest on non motion back; add \$125/ headrest.

Specify REGULAR seating 21" or DEEP seating 22". The following ITEMS are NOT AVAILABLE in DEEP SEATING: 018, 023, 046, 050, 055, 062, 063 & ALL MOTION items 044, 041, 042 & 071.

OPTIONS:

UPHOLSTERY of seat cushions WITH FEATHERS: Add \$60 per seat. *Bumper counts as 1 seat, skus 005-011-062 & 063 count as 2 seats each.

NAILS on arms only: Add \$35 per arm.

Sofa bed MATTRESS: Regular 4" thick mattress included. OPTIONAL mattresses:

- 4,5" thick mattress with coils and memory foam with gel: add \$100 or

- 5" thick mattress with high density foam and memory foam with gel: add \$150.

Motorized reclining mechanism with TOUCH-SENSOR button add \$125/ mechanism. For WIRELESS (Battery) motorized reclining mechanism add \$250.

N.B.: 2 reclining seats SEPARATED BY a WEDGE or SQUARE CORNER cannot be opened at the same time.

| Description | L x D x H | Leather | | | | | | Fabric | | |
|-------------------------------------|--------------|------------|-------------------------------|--|---|----------------------------------|--------------|--------|----------|------|
| | | 10 Pony | 20 Hugo Madras Softy | 30 Empire Fantasy Illusion Tucson Utah Vintage Yukon | 40 Diamond Elegance Princess Santiago Sensation Sunset Trina Victoria | 50 Bull Cassiope Dublin | 60 Caress | A | B COM | C |
| 001 CHAIR | 43X37X35 | 1045 | 1120 | 1210 | 1290 | 1365 | 1445 | 735 | 770 | 810 |
| 002 LOVESEAT | 66X37X35 | 1500 | 1605 | 1720 | 1825 | 1935 | 2030 | 1005 | 1065 | 1120 |
| 003 SOFA | 89X37X35 | 1855 | 1990 | 2125 | 2260 | 2390 | 2525 | 1295 | 1375 | 1455 |
| 005 LOUNGE CHAIR RIGHT ARM | 33X61X35 | 1225 | 1315 | 1405 | 1490 | 1570 | 1650 | 845 | 915 | 980 |
| 006 OTTOMAN | 25.5X25.5X19 | 470 | 515 | 545 | 575 | 610 | 645 | 395 | 405 | 415 |
| 009 ARMLESS LOVESEAT | 46X37X35 | 1160 | 1250 | 1355 | 1460 | 1560 | 1650 | 830 | 885 | 955 |
| 011 LOUNGE CHAIR LEFT ARM | 33X61X35 | 1225 | 1315 | 1405 | 1490 | 1570 | 1650 | 845 | 915 | 980 |
| 012 LOVESEAT LEFT ARM | 56X37X35 | 1325 | 1420 | 1530 | 1620 | 1730 | 1825 | 910 | 975 | 1030 |
| 018 ANGULAR LOVESEAT LEFT ARM | 70X51X35 | 1410 | 1515 | 1620 | 1735 | 1835 | 1950 | 985 | 1045 | 1105 |
| 023 ANGULAR LOVESEAT RIGHT ARM | 70X51X35 | 1410 | 1515 | 1620 | 1735 | 1835 | 1950 | 985 | 1045 | 1105 |
| 024 SECTIONAL LOVESEAT BUMPER RIGHT | 80X37X35 | 1545 | 1640 | 1760 | 1865 | 1975 | 2085 | 1030 | 1100 | 1160 |
| 040 ARMLESS SOFA | 69X37X35 | 1530 | 1650 | 1785 | 1935 | 2060 | 2195 | 1105 | 1195 | 1275 |
| 041 RECLINING CHAIR LEFT ARM | 33X37X43 | 1190 | 1250 | 1335 | 1410 | 1485 | 1555 | 960 | 1010 | 1070 |
| 042 RECLINING CHAIR RIGHT ARM | 33X37X43 | 1190 | 1250 | 1335 | 1410 | 1485 | 1555 | 960 | 1010 | 1070 |
| 044 RECLINER CHAIR | 43X37X43 | 1350 | 1430 | 1510 | 1575 | 1640 | 1730 | 1030 | 1095 | 1140 |
| 045 ARMLESS LOVESEAT BUMPER RIGHT | 66X37X35 | 1345 | 1455 | 1565 | 1670 | 1770 | 1880 | 925 | 990 | 1060 |
| 046 ARMLESS ANGULAR LOVESEAT | 60X51X35 | 1265 | 1365 | 1485 | 1580 | 1695 | 1785 | 895 | 965 | 1020 |
| 048 SECTIONAL LOVESEAT BUMPER LEFT | 80X37X35 | 1545 | 1640 | 1760 | 1865 | 1975 | 2085 | 1030 | 1100 | 1160 |
| 050 WEDGE | 48X48X35 | 1095 | 1165 | 1240 | 1320 | 1385 | 1460 | 825 | 865 | 915 |
| 051 ARMLESS CHAIR | 23X37X35 | 710 | 755 | 810 | 850 | 905 | 955 | 570 | 605 | 640 |
| 052 SOFA LEFT ARM | 79X37X35 | 1690 | 1820 | 1960 | 2090 | 2215 | 2345 | 1195 | 1275 | 1355 |

FELIX

LEG: Specify colour of legs LG171 (round) or LG8 (square).

In FABRIC there is NO DECORATIVE STITCHING on back cushions. COMBO: Cover #2 on back only.

1x Removable headrest included with motion skus 044, 041, 042 & 071. EXTRA headrest on non motion back: add \$125/ headrest.

Specify REGULAR seating 21" or DEEP seating 22". The following ITEMS are NOT AVAILABLE in DEEP SEATING: 018, 023, 046, 050, 055, 062, 063 & ALL MOTION items 044, 041, 042 & 071.

OPTIONS:

UPHOLSTERY of seat cushions WITH FEATHERS: Add \$60 per seat. *Bumper counts as 1 seat, skus 005-011-062 & 063 count as 2 seats each.

NAILS on arms only: Add \$35 per arm.

Sofa bed MATTRESS: Regular 4" thick mattress included. OPTIONAL mattresses:

- 4,5" thick mattress with coils and memory foam with gel: add \$100 or

- 5" thick mattress with high density foam and memory foam with gel: add \$150.

Motorized reclining mechanism with TOUCH-SENSOR button add \$125/ mechanism. For WIRELESS (Battery) motorized reclining mechanism add \$250.

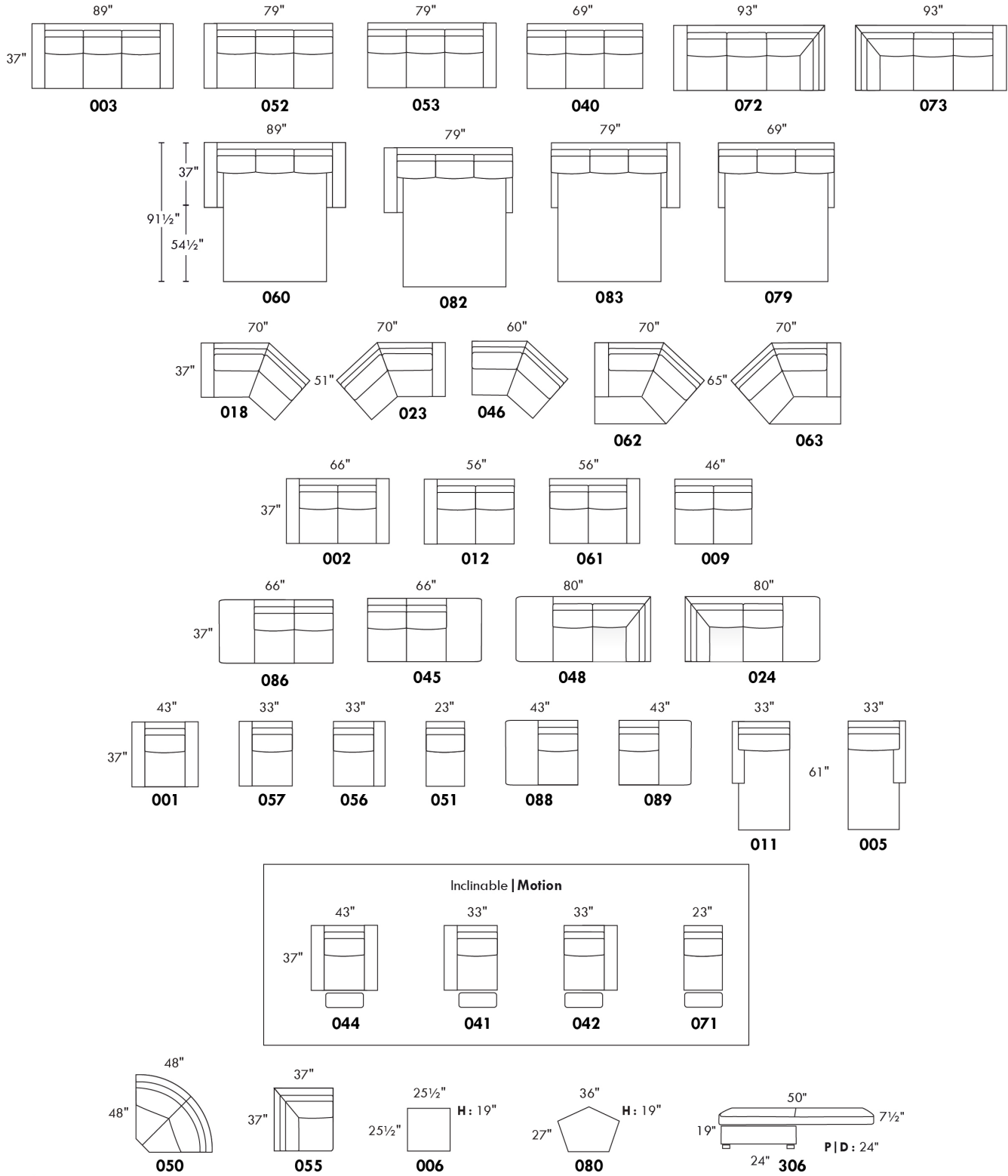
N.B.: 2 reclining seats SEPARATED BY a WEDGE or SQUARE CORNER cannot be opened at the same time.

| Description | L x D x H | Leather | | | | | | Fabric | | |
|----------------------------------|------------|------------|-------------------------------|--|---|----------------------------------|--------------|--------|----------|------|
| | | 10 Pony | 20 Hugo Madras Softy | 30 Empire Fantasy Illusion Tucson Utah Vintage Yukon | 40 Diamond Elegance Princess Santiago Sensation Sunset Trina Victoria | 50 Bull Cassiope Dublin | 60 Caress | A | B COM | C |
| 053 SOFA RIGHT ARM | 79X37X35 | 1690 | 1820 | 1960 | 2090 | 2215 | 2345 | 1195 | 1275 | 1355 |
| 055 SQUARE CORNER | 37X37X35 | 1055 | 1120 | 1205 | 1275 | 1345 | 1420 | 780 | 835 | 885 |
| 056 CHAIR RIGHT ARM | 33X37X35 | 870 | 955 | 1020 | 1100 | 1170 | 1240 | 655 | 695 | 735 |
| 057 CHAIR LEFT ARM | 33X37X35 | 870 | 955 | 1020 | 1100 | 1170 | 1240 | 655 | 695 | 735 |
| 060 QUEEN SOFA BED | 89X37X35 | 2145 | 2280 | 2405 | 2545 | 2680 | 2810 | 1575 | 1665 | 1750 |
| 061 LOVESEAT RIGHT ARM | 56X37X35 | 1325 | 1420 | 1530 | 1620 | 1730 | 1825 | 910 | 975 | 1030 |
| 062 ANGLE CHAIR LEFT ARM | 70X65X35 | 1265 | 1340 | 1430 | 1510 | 1580 | 1665 | 875 | 945 | 985 |
| 063 ANGLE CHAIR RIGHT ARM | 70X65X35 | 1265 | 1340 | 1430 | 1510 | 1580 | 1665 | 875 | 945 | 985 |
| 071 ARMLESS RECLINING CHAIR | 23X37X43 | 1015 | 1065 | 1115 | 1165 | 1210 | 1250 | 870 | 910 | 950 |
| 072 SECTIONAL SOFA LEFT ARM | 92.5X37X35 | 1990 | 2120 | 2260 | 2390 | 2525 | 2645 | 1380 | 1465 | 1555 |
| 073 SECTIONAL SOFA RIGHT ARM | 92.5X37X35 | 1990 | 2120 | 2260 | 2390 | 2525 | 2645 | 1380 | 1465 | 1555 |
| 079 QUEEN SOFA BED NO ARM | 69X37X35 | 1815 | 1950 | 2085 | 2210 | 2340 | 2480 | 1395 | 1485 | 1565 |
| 080 ANGULAR OTTOMAN | 36X27X19 | 550 | 575 | 610 | 640 | 665 | 695 | 450 | 460 | 475 |
| 082 QUEEN SOFA BED LEFT ARM | 79X37X35 | 1965 | 2095 | 2230 | 2360 | 2495 | 2620 | 1490 | 1565 | 1635 |
| 083 QUEEN SOFA BED RIGHT ARM | 79X37X35 | 1965 | 2095 | 2230 | 2360 | 2495 | 2620 | 1490 | 1565 | 1635 |
| 086 ARMLESS LOVESEAT BUMPER LEFT | 66X37X35 | 1345 | 1455 | 1565 | 1670 | 1770 | 1880 | 925 | 990 | 1060 |
| 088 ARMLESS CHAIR BUMPER LEFT | 43X37X35 | 895 | 975 | 1060 | 1135 | 1215 | 1295 | 670 | 725 | 775 |
| 089 ARMLESS CHAIR BUMPER RIGHT | 43X37X35 | 895 | 975 | 1060 | 1135 | 1215 | 1295 | 670 | 725 | 775 |
| 306 OTTOMAN WITH LOUNGE CUSHION | 24X24X19 | 565 | 605 | 655 | 695 | 735 | 770 | 455 | 480 | 520 |

FELIX



Hauteur complète 35" | Hauteur de siège 19" | Hauteur devant bras 25" | Profondeur d'assise 21"/22"
 Total Height 35" | Seat Height 19" | Arm Height 25" | Seat Depth 21"/22"



www.jaymar.ca

Toutes les dimensions indiquées sont au pouce près. Nos produits sont fabriqués à la main et des variations mineures peuvent survenir.
 All dimensions indicated are to the nearest inch. Our product is hand-made and minor variations can occur.

CDN Price List

GARBO

Specify colour of legs LG6.

Upcharge of \$50 for metal legs LG7.

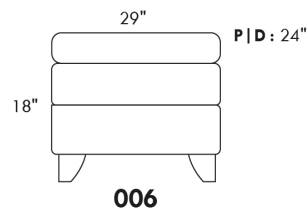
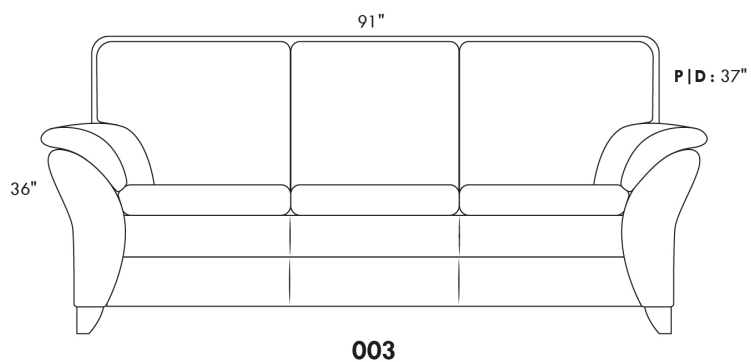
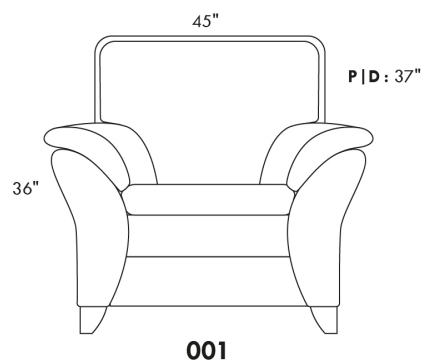
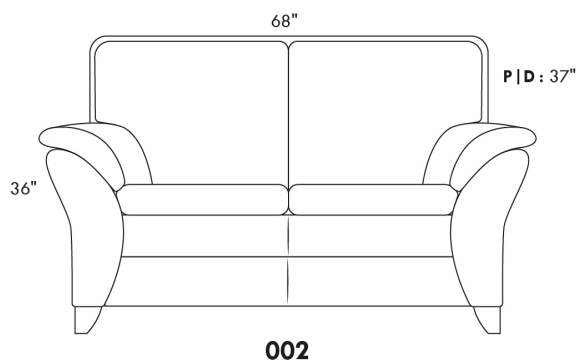
COMBO: Cover #2 on back, seat and armpad.

| Description | L x D x H | Leather | | | | | | Fabric | | |
|--------------|-----------|------------|-------------------------------|--|---|----------------------------------|--------------|--------|----------|------|
| | | 10 Pony | 20 Hugo Madras Softy | 30 Empire Fantasy Illusion Tucson Utah Vintage Yukon | 40 Diamond Elegance Princess Santiago Sensation Sunset Trina Victoria | 50 Bull Cassiope Dublin | 60 Caress | A | B COM | C |
| 001 CHAIR | 45X37X36 | 1140 | 1225 | 1315 | 1385 | 1465 | 1545 | 845 | 895 | 950 |
| 002 LOVESEAT | 68x37x36 | 1595 | 1710 | 1825 | 1945 | 2045 | 2155 | 1120 | 1195 | 1250 |
| 003 SOFA | 91X37X36 | 1960 | 2095 | 2235 | 2375 | 2515 | 2640 | 1405 | 1490 | 1570 |
| 006 OTTOMAN | 29X24X18 | 515 | 535 | 565 | 585 | 615 | 645 | 410 | 420 | 435 |

GARBO



Hauteur de siège 18" | Hauteur devant bras 27" | Profondeur d'assise 21"
Seat Height 18" | Arm Height 27" | Seat Depth 21"



www.jaymar.ca

Toutes les dimensions indiquées sont au pouce près. Nos produits sont fabriqués à la main et des variations mineures peuvent survenir.
All dimensions indicated are to the nearest inch. Our product is hand-made and minor variations can occur.

GLAMOUR

FEATURES:

- The fashion collection offers unparalleled comfort. Each module is filled with a 100% Canadian feather mix.
- The envelopes are compartmentalized in 100% cotton casings to equally maintain the feathers in the cushions while minimizing feather leaks.
- All furniture pieces are finished on the sides and can be arranged as a sectional or as standalone pieces.
- Each item has a discreet fastening system that can be turned under the furniture.

Items #256 Large Square Ottoman & #257 Upholstered Square Table can be use as a square corner.

ARM CUSHIONS - INCLUDED: Cover will be the same as the fabric choosen for the base only.

BACK CUSHIONS

The back cushions (large & small) are included in the identified items. (See sketch).

You must choose the style of back cushions either: FASHION I (full width) or FASHION II (square cushion).

Note: You may not combine a Fashion I and II style cushion within the same item.

Ex: You can take a Fashion I cushion for a chair 001 & a Fashion II cushion for a square corner 055.

Specify on your ORDER:

For each item, specify style (I or II) for the cushions.

You must also specify the cover of the base as well as the cushions.

Ex.: Item 095 base: Cover #1. Cushions Fashion II 833: cover #2 & 834: #3.

Leg: LG201 metal (chrome or black); specify colour.

Upholstered tables items 077, 257 & 258: Specify color of wood table top.

EXTRA Back Cushions: Specify code, cover, color and quantity.

| Description | L x D x H | Leather | | | | | | Fabric | | |
|-----------------------------------|-------------|------------|-------------------------------|--|---|----------------------------------|--------------|--------|----------|------|
| | | 10 Pony | 20 Hugo Madras Softy | 30 Empire Fantasy Illusion Tucson Utah Vintage Yukon | 40 Diamond Elegance Princess Santiago Sensation Sunset Trina Victoria | 50 Bull Cassiope Dublin | 60 Caress | A | B COM | C |
| 006 OTTOMAN | 36x30x18 | | | | | | | 480 | 500 | 520 |
| 017 DOUBLE CHAIR | 57x44x30/35 | | | | | | | 990 | 1030 | 1070 |
| 021 APARTMENT SOFA NO ARM | 71x44x30/35 | | | | | | | 1295 | 1355 | 1420 |
| 055 SQUARE CORNER | 52x52x30/35 | | | | | | | 1140 | 1180 | 1215 |
| 077 UPHOLSTERED TABLE | 36x44x16 | | | | | | | 665 | 690 | 715 |
| 095 APARTMENT SOFA | 93x44x30/35 | | | | | | | 1450 | 1520 | 1590 |
| 096 APARTMENT SOFA LEFT ARM | 82x44x30/35 | | | | | | | 1370 | 1440 | 1505 |
| 097 APARTMENT SOFA RIGHT ARM | 82x44x30/35 | | | | | | | 1370 | 1440 | 1505 |
| 115 LARGE OTTOMAN | 36x44x18 | | | | | | | 580 | 605 | 630 |
| 173 DOUBLE LOUNGE CHAIR LEFT ARM | 41x78x30/35 | | | | | | | 1225 | 1265 | 1305 |
| 174 DOUBLE LOUNGE CHAIR RIGHT ARM | 41x78x30/35 | | | | | | | 1225 | 1265 | 1305 |
| 175 DOUBLE CHAIR LEFT ARM | 46x44x30/35 | | | | | | | 915 | 950 | 985 |
| 176 DOUBLE CHAIR RIGHT ARM | 46x44x30/35 | | | | | | | 915 | 950 | 985 |
| 177 ARMLESS DOUBLE CHAIR | 36x44x30/35 | | | | | | | 835 | 865 | 900 |

GLAMOUR

FEATURES:

- The fashion collection offers unparalleled comfort. Each module is filled with a 100% Canadian feather mix.
- The envelopes are compartmentalized in 100% cotton casings to equally maintain the feathers in the cushions while minimizing feather leaks.
- All furniture pieces are finished on the sides and can be arranged as a sectional or as standalone pieces.
- Each item has a discreet fastening system that can be turned under the furniture.

Items #256 Large Square Ottoman & #257 Upholstered Square Table can be use as a square corner.

ARM CUSHIONS - INCLUDED: Cover will be the same as the fabric choosen for the base only.

BACK CUSHIONS

The back cushions (large & small) are included in the identified items. (See sketch).

You must choose the style of back cushions either: FASHION I (full width) or FASHION II (square cushion).

Note: You may not combine a Fashion I and II style cushion within the same item.

Ex: You can take a Fashion I cushion for a chair 001 & a Fashion II cushion for a square corner 055.

Specify on your ORDER:

For each item, specify style (I or II) for the cushions.

You must also specify the cover of the base as well as the cushions.

Ex.: Item 095 base: Cover #1. Cushions Fashion II 833: cover #2 & 834: #3.

Leg: LG201 metal (chrome or black); specify colour.

Upholstered tables items 077, 257 & 258: Specify color of wood table top.

EXTRA Back Cushions: Specify code, cover, color and quantity.

| Description | L x D x H | Leather | | | | | | Fabric | | |
|---------------------------------------|---------------|------------|-------------------------------|--|---|----------------------------------|--------------|--------|----------|------|
| | | 10 Pony | 20 Hugo Madras Softy | 30 Empire Fantasy Illusion Tucson Utah Vintage Yukon | 40 Diamond Elegance Princess Santiago Sensation Sunset Trina Victoria | 50 Bull Cassiope Dublin | 60 Caress | A | B COM | C |
| 178 ARMLESS DOUBLE CHAIR BUMPER LEFT | 60x44x30/35 | | | | | | | 1090 | 1125 | 1165 |
| 179 ARMLESS DOUBLE CHAIR BUMPER RIGHT | 60x44x30/35 | | | | | | | 1090 | 1125 | 1165 |
| 256 LARGE SQUARE OTTOMAN | 44x44x18 | | | | | | | 705 | 730 | 755 |
| 257 UPHOLSTERED SQUARE TABLE | 44x44x16 | | | | | | | 855 | 880 | 910 |
| 258 SMALL UPHOLSTERED TABLE | 15x44x16 | | | | | | | 440 | 455 | 470 |
| 831 F I: LARGE BACK CUSHION 34X19 | 34x7x19 | | | | | | | 80 | 80 | 80 |
| 832 F 1: SMALL BACK CUSHION 24X10 | 24x6x10 | | | | | | | 60 | 60 | 60 |
| 833 F II: LARGE BACK CUSHION 26X19 | 26x7x19 | | | | | | | 80 | 80 | 80 |
| 834 F II: SMALL BACK CUSHION 16X16 | 16x6x16 | | | | | | | 60 | 60 | 60 |
| CONFIGURATIONS | | | | | | | | | | |
| A CONFIG (173-097) + (006) | 123X78X30/35 | | | | | | | 3075 | 3205 | 3330 |
| B CONFIG (096-055-176) + (077) | 98X134X30/35 | | | | | | | 4090 | 4260 | 4420 |
| C CONFIG (175-115-055-097) | 134X134X30/35 | | | | | | | 4005 | 4175 | 4335 |
| D CONFIG (173-177-055-097) | 129X134X30/35 | | | | | | | 4570 | 4750 | 4925 |

Choix de style de coussin [Fashion I ou Fashion II] pour chaque sku
 Choice of back cushion style [Fashion I or Fashion II] for each sku

FASHION I

COUSSINS PLEINE LARGEUR
 FULL BACK CUSHIONS

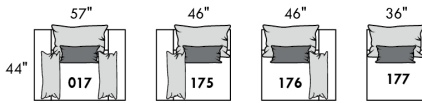
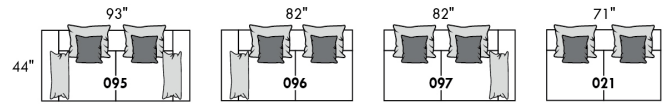
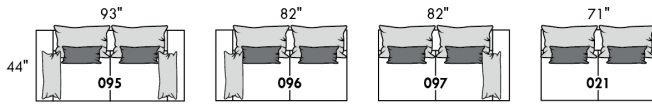
831 34 x 19 x 7
 832 24 x 10 x 6



FASHION II

COUSSINS CARRÉS - DOS APPARENT
 SQUARE CUSHIONS - VISBLE BACK

833 26 x 19 x 7
 834 16 x 16 X 6



Mélanger & agencer!
 Mix & Match!

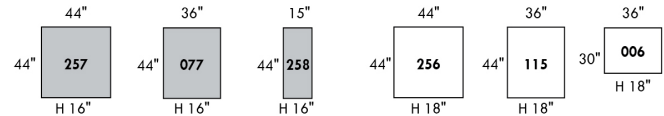
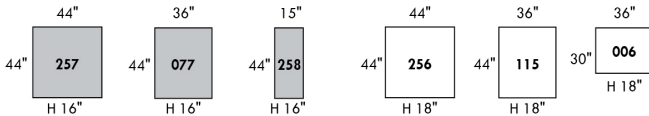
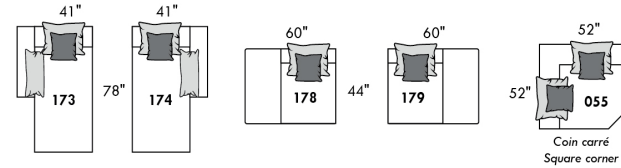
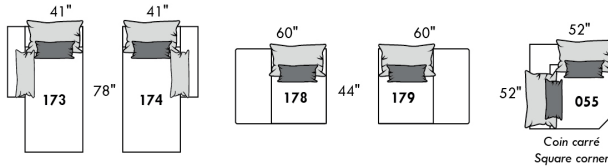
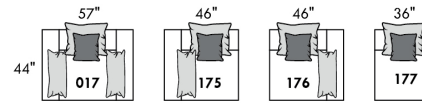
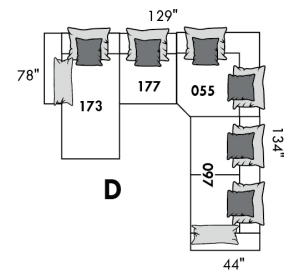
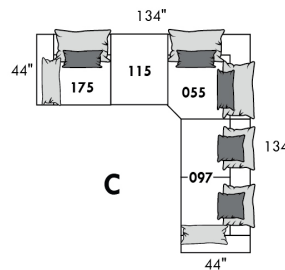
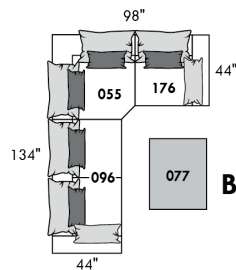
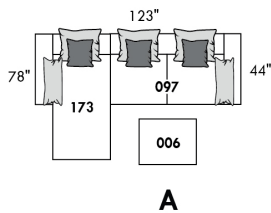


Table rembourrée carrée Upholstered square table | Table rembourrée Upholstered table | Petite table rembourrée Small upholstered table | Grand ottoman carré Large square ottoman | Grand ottoman Large ottoman | Puf Ottoman

Besoin de coussins supplémentaires? Indiquez le code, le recouvrement et la quantité.
 Need extra cushions? Specify code, cover and quantity.

Populaires | Popular CONFIGURATIONS



www.jaymar.ca

Toutes les dimensions indiquées sont au pouce près. Nos produits sont fabriqués à la main et des variations mineures peuvent survenir.
 All dimensions indicated are to the nearest inch. Our product is hand-made and minor variations can occur.



HAMBOURG

FEATURES:

- *Wall hugger power recliners with full footrest (manual n/a).
- Manual adjustable headrest on all items (2 on square corner & stationary on wedge).
- Seat cushions with shaped foam + 1" layer of memory foam on top; arm with memory foam.
- Stitching: Small thread in fabric & large flat thread in leather.
- Lounge chair reclining back items with "Push Back" mechanism; wall clearance 10".

*Excludes 043 & 163 chairs: Wall clearance 16"

Chairs 043 & 163: arms with NO METAL insert.

Note: 2 recliner seats separated by a corner can not be opened at the same time. No recliner seats beside #155 Small Square Corner.

OPTIONS

- Battery Pack: Add \$125/ea.
- Motorized headrest: Add \$125 ea. (Motorized headrest N/A on stationary & lounge chair items).
- Choice of arms: (Large or the Small 6" Arm which will have no metal insert in arm): Leg on LARGE arm: LG103 wood, Metal: LG189 cyl. (Black or Chrome). SMALL Arm: LG08 wood, Metal: LG196 cyl. (Black or Chrome) or LG64 (sq). Specify colour.
- Seat Depth: 20" or *22". *22" seat depth N/A on chairs 043 & 163.
- 043 & 163 Chairs: with wood base, add \$165 (specify colour).

ACCESSORIES (n/a on small arm)

- Grommet \$35 ea | Swivel tray & Wine Glass holder \$20 ea., Tablet holder \$40 & LED Lamp \$50.
- Metal Cup Holder: \$25 ea. (1 per arm/160/190 & 2 side by side on 159). Specify colour: Stainless, Black or Gold.
- *STORAGE items 159-160-190 with 2 USB/Electric outlets. *Must be used between 2 seats.

| Description | L x D x H | Leather | | | | | | Fabric | | |
|-------------------------------------|----------------|------------|-------------------------------|--|---|----------------------------------|--------------|--------|----------|------|
| | | 10 Pony | 20 Hugo Madras Softy | 30 Empire Fantasy Illusion Tucson Utah Vintage Yukon | 40 Diamond Elegance Princess Santiago Sensation Sunset Trina Victoria | 50 Bull Cassiope Dublin | 60 Caress | A | B COM | C |
| 001 CHAIR | 44x40x33/40 | 1420 | 1500 | 1580 | 1665 | 1745 | 1825 | 1130 | 1165 | 1195 |
| 002 LOVESEAT | 67x40x33/40 | 2030 | 2125 | 2225 | 2320 | 2415 | 2515 | 1600 | 1665 | 1725 |
| 003 SOFA | 91x40x33/40 | 2450 | 2575 | 2705 | 2830 | 2960 | 3085 | 1935 | 2010 | 2085 |
| 005 LOUNGE CHAIR RIGHT ARM | 34x62x33/40 | 1325 | 1380 | 1440 | 1495 | 1550 | 1605 | 1045 | 1090 | 1135 |
| 009 ARMLESS LOVESEAT | 47x40x33/40 | 1425 | 1485 | 1545 | 1605 | 1670 | 1730 | 1100 | 1165 | 1225 |
| 011 LOUNGE CHAIR LEFT ARM | 34x62x33/40 | 1325 | 1380 | 1440 | 1495 | 1550 | 1605 | 1045 | 1090 | 1135 |
| 012 LOVESEAT LEFT ARM | 57x40x33/40 | 1745 | 1825 | 1905 | 1990 | 2070 | 2150 | 1365 | 1425 | 1480 |
| 017 DOUBLE CHAIR | 51x40x33/40 | 1490 | 1575 | 1665 | 1750 | 1835 | 1925 | 1180 | 1230 | 1280 |
| 021 APARTMENT SOFA NO ARM | 61x40x33/40 | 1605 | 1695 | 1780 | 1865 | 1955 | 2040 | 1235 | 1305 | 1375 |
| 024 SECTIONAL LOVESEAT BUMPER RIGHT | 89x40/44x33/40 | 2235 | 2370 | 2510 | 2645 | 2785 | 2920 | 1610 | 1695 | 1775 |
| 040 ARMLESS SOFA | 71x40x33/40 | 1840 | 1935 | 2025 | 2115 | 2210 | 2300 | 1435 | 1515 | 1595 |
| 041 RECLINING CHAIR LEFT ARM | 34x40x33/40 | 1405 | 1460 | 1515 | 1570 | 1625 | 1685 | 1165 | 1200 | 1235 |
| 042 RECLINING CHAIR RIGHT ARM | 34x40x33/40 | 1405 | 1460 | 1515 | 1570 | 1625 | 1685 | 1165 | 1200 | 1235 |
| 043 SWIVEL ROCKING RECLINING CHAIR | 30x34x42 | 1665 | 1755 | 1845 | 1940 | 2030 | 2120 | 1365 | 1405 | 1440 |
| 044 RECLINER CHAIR | 44x40x33/40 | 1695 | 1765 | 1835 | 1905 | 1980 | 2050 | 1405 | 1435 | 1465 |
| 045 ARMLESS LOVESEAT BUMPER RIGHT | 68x40x33/40 | 1695 | 1770 | 1845 | 1925 | 2000 | 2075 | 1315 | 1370 | 1430 |

HAMBOURG

FEATURES:

- *Wall hugger power recliners with full footrest (manual n/a).
- Manual adjustable headrest on all items (2 on square corner & stationary on wedge).
- Seat cushions with shaped foam + 1" layer of memory foam on top; arm with memory foam.
- Stitching: Small thread in fabric & large flat thread in leather.
- Lounge chair reclining back items with "Push Back" mechanism; wall clearance 10".

*Excludes 043 & 163 chairs: Wall clearance 16"

Chairs 043 & 163: arms with NO METAL insert.

Note: 2 recliner seats separated by a corner can not be opened at the same time. No recliner seats beside #155 Small Square Corner.

OPTIONS

- Battery Pack: Add \$125/ea.
- Motorized headrest: Add \$125 ea. (Motorized headrest N/A on stationary & lounge chair items).
- Choice of arms: (Large or the Small 6" Arm which will have no metal insert in arm): Leg on LARGE arm: LG103 wood, Metal: LG189 cyl. (Black or Chrome). SMALL Arm: LG08 wood, Metal: LG196 cyl. (Black or Chrome) or LG64 (sq). Specify colour.
- Seat Depth: 20" or *22". *22" seat depth N/A on chairs 043 & 163.
- 043 & 163 Chairs: with wood base, add \$165 (specify colour).

ACCESSORIES (n/a on small arm)

- Grommet \$35 ea | Swivel tray & Wine Glass holder \$20 ea., Tablet holder \$40 & LED Lamp \$50.
- Metal Cup Holder: \$25 ea. (1 per arm/160/190 & 2 side by side on 159). Specify colour: Stainless, Black or Gold.
- *STORAGE items 159-160-190 with 2 USB/Electric outlets. *Must be used between 2 seats.

| Description | L x D x H | Leather | | | | | | Fabric | | |
|------------------------------------|----------------|------------|-------------------------------|--|---|----------------------------------|--------------|--------|----------|------|
| | | 10 Pony | 20 Hugo Madras Softy | 30 Empire Fantasy Illusion Tucson Utah Vintage Yukon | 40 Diamond Elegance Princess Santiago Sensation Sunset Trina Victoria | 50 Bull Cassiope Dublin | 60 Caress | A | B COM | C |
| 048 SECTIONAL LOVESEAT BUMPER LEFT | 89x40/44x33/40 | 2235 | 2370 | 2510 | 2645 | 2785 | 2920 | 1610 | 1695 | 1775 |
| 050 WEDGE | 49x49x33 | 1240 | 1320 | 1405 | 1485 | 1565 | 1645 | 895 | 940 | 985 |
| 051 ARMLESS CHAIR | 24x40x33/40 | 815 | 855 | 900 | 940 | 980 | 1020 | 625 | 670 | 710 |
| 052 SOFA LEFT ARM | 81x40x33/40 | 2160 | 2265 | 2365 | 2470 | 2570 | 2670 | 1695 | 1770 | 1845 |
| 053 SOFA RIGHT ARM | 81x40x33/40 | 2160 | 2265 | 2365 | 2470 | 2570 | 2670 | 1695 | 1770 | 1845 |
| 055 SQUARE CORNER | 44x44x33/40 | 1435 | 1520 | 1605 | 1695 | 1780 | 1865 | 1115 | 1160 | 1200 |
| 056 CHAIR RIGHT ARM | 34x40x33/40 | 1135 | 1190 | 1240 | 1290 | 1340 | 1390 | 885 | 930 | 970 |
| 057 CHAIR LEFT ARM | 34x40x33/40 | 1135 | 1190 | 1240 | 1290 | 1340 | 1390 | 885 | 930 | 970 |
| 061 LOVESEAT RIGHT ARM | 57x40x33/40 | 1745 | 1825 | 1905 | 1990 | 2070 | 2150 | 1365 | 1425 | 1480 |
| 071 ARMLESS RECLINING CHAIR | 24x40x33/40 | 1085 | 1130 | 1180 | 1225 | 1270 | 1315 | 910 | 955 | 1000 |
| 086 ARMLESS LOVESEAT BUMPER LEFT | 68x40x33/40 | 1695 | 1770 | 1845 | 1925 | 2000 | 2075 | 1315 | 1370 | 1430 |
| 088 ARMLESS CHAIR BUMPER LEFT | 45x40x33/40 | 1080 | 1155 | 1225 | 1295 | 1365 | 1440 | 830 | 865 | 905 |
| 089 ARMLESS CHAIR BUMPER RIGHT | 45x40x33/40 | 1080 | 1155 | 1225 | 1295 | 1365 | 1440 | 830 | 865 | 905 |
| 095 APARTMENT SOFA | 81x40x33/40 | 2210 | 2330 | 2455 | 2575 | 2700 | 2820 | 1735 | 1810 | 1885 |
| 096 APARTMENT SOFA LEFT ARM | 71x40x33/40 | 1930 | 2025 | 2120 | 2220 | 2315 | 2410 | 1490 | 1565 | 1640 |
| 097 APARTMENT SOFA RIGHT ARM | 71x40x33/40 | 1930 | 2025 | 2120 | 2220 | 2315 | 2410 | 1490 | 1565 | 1640 |

HAMBOURG

FEATURES:

- *Wall hugger power recliners with full footrest (manual n/a).
- Manual adjustable headrest on all items (2 on square corner & stationary on wedge).
- Seat cushions with shaped foam + 1" layer of memory foam on top; arm with memory foam.
- Stitching: Small thread in fabric & large flat thread in leather.
- Lounge chair reclining back items with "Push Back" mechanism; wall clearance 10".

*Excludes 043 & 163 chairs: Wall clearance 16"

Chairs 043 & 163: arms with NO METAL insert.

Note: 2 recliner seats separated by a corner can not be opened at the same time. No recliner seats beside #155 Small Square Corner.

OPTIONS

- Battery Pack: Add \$125/ea.
- Motorized headrest: Add \$125 ea. (Motorized headrest N/A on stationary & lounge chair items).
- Choice of arms: (Large or the Small 6" Arm which will have no metal insert in arm): Leg on LARGE arm: LG103 wood, Metal: LG189 cyl. (Black or Chrome). SMALL Arm: LG08 wood, Metal: LG196 cyl. (Black or Chrome) or LG64 (sq). Specify colour.
- Seat Depth: 20" or *22". *22" seat depth N/A on chairs 043 & 163.
- 043 & 163 Chairs: with wood base, add \$165 (specify colour).

ACCESSORIES (n/a on small arm)

- Grommet \$35 ea | Swivel tray & Wine Glass holder \$20 ea., Tablet holder \$40 & LED Lamp \$50.
- Metal Cup Holder: \$25 ea. (1 per arm/160/190 & 2 side by side on 159). Specify colour: Stainless, Black or Gold.
- *STORAGE items 159-160-190 with 2 USB/Electric outlets. *Must be used between 2 seats.

| Description | L x D x H | Leather | | | | | | Fabric | | |
|--|-------------|------------|-------------------------------|--|---|----------------------------------|--------------|--------|----------|------|
| | | 10 Pony | 20 Hugo Madras Softy | 30 Empire Fantasy Illusion Tucson Utah Vintage Yukon | 40 Diamond Elegance Princess Santiago Sensation Sunset Trina Victoria | 50 Bull Cassiope Dublin | 60 Caress | A | B COM | C |
| 124 STORAGE OTTOMAN | 30x22x17 | 560 | 580 | 600 | 620 | 645 | 665 | 480 | 500 | 520 |
| 155 SMALL SQUARE CORNER | 40x40x33/40 | 1435 | 1520 | 1605 | 1695 | 1780 | 1865 | 1115 | 1160 | 1200 |
| 159 WEDGE STORAGE | 10/25x35x22 | 560 | 585 | 610 | 640 | 665 | 690 | 430 | 440 | 450 |
| 160 STRAIGHT STORAGE | 10x35x22 | 540 | 565 | 590 | 615 | 645 | 670 | 410 | 420 | 430 |
| 163 DBL SWIVEL ROCKING RECLINER CHAIR | 33x34x42 | 1705 | 1800 | 1895 | 1995 | 2090 | 2190 | 1370 | 1410 | 1445 |
| 165 DOUBLE RECLINING CHAIR | 51x40x33/40 | 1765 | 1850 | 1940 | 2025 | 2110 | 2200 | 1460 | 1515 | 1570 |
| 167 APARTMENT SOFA NO ARM BUMPER LEFT | 82x40x33/40 | 1875 | 1980 | 2080 | 2185 | 2285 | 2385 | 1445 | 1520 | 1595 |
| 168 APARTMENT SOFA NO ARM BUMPER RIGHT | 82x40x33/40 | 1875 | 1980 | 2080 | 2185 | 2285 | 2385 | 1445 | 1520 | 1595 |
| 169 DOUBLE RECLINING CHAIR LEFT ARM | 41x40x33/40 | 1480 | 1545 | 1610 | 1680 | 1745 | 1810 | 1215 | 1280 | 1345 |
| 170 DOUBLE RECLINING CHAIR RIGHT ARM | 41x40x33/40 | 1480 | 1545 | 1610 | 1680 | 1745 | 1810 | 1215 | 1280 | 1345 |
| 171 ARMLESS DOUBLE RECLINING CHAIR | 31x40x33/40 | 1165 | 1210 | 1255 | 1300 | 1345 | 1390 | 955 | 1005 | 1055 |
| 173 DOUBLE LOUNGE CHAIR LEFT ARM | 41x62x33/40 | 1435 | 1515 | 1595 | 1680 | 1760 | 1840 | 1130 | 1200 | 1265 |
| 174 DOUBLE LOUNGE CHAIR RIGHT ARM | 41x62x33/40 | 1435 | 1515 | 1595 | 1680 | 1760 | 1840 | 1130 | 1200 | 1265 |
| 175 DOUBLE CHAIR LEFT ARM | 41x40x33/40 | 1200 | 1270 | 1340 | 1415 | 1485 | 1555 | 945 | 1000 | 1055 |
| 176 DOUBLE CHAIR RIGHT ARM | 41x40x33/40 | 1200 | 1270 | 1340 | 1415 | 1485 | 1555 | 945 | 1000 | 1055 |
| 177 ARMLESS DOUBLE CHAIR | 31x40x33/40 | 895 | 945 | 995 | 1045 | 1095 | 1150 | 680 | 725 | 770 |

HAMBOURG

FEATURES:

- *Wall hugger power recliners with full footrest (manual n/a).
- Manual adjustable headrest on all items (2 on square corner & stationary on wedge).
- Seat cushions with shaped foam + 1" layer of memory foam on top; arm with memory foam.
- Stitching: Small thread in fabric & large flat thread in leather.
- Lounge chair reclining back items with "Push Back" mechanism; wall clearance 10".

*Excludes 043 & 163 chairs: Wall clearance 16"

Chairs 043 & 163: arms with NO METAL insert.

Note: 2 recliner seats separated by a corner can not be opened at the same time. No recliner seats beside #155 Small Square Corner.

OPTIONS

- Battery Pack: Add \$125/ea.
- Motorized headrest: Add \$125 ea. (Motorized headrest N/A on stationary & lounge chair items).
- Choice of arms: (Large or the Small 6" Arm which will have no metal insert in arm): Leg on LARGE arm: LG103 wood, Metal: LG189 cyl. (Black or Chrome). SMALL Arm: LG08 wood, Metal: LG196 cyl. (Black or Chrome) or LG64 (sq). Specify colour.
- Seat Depth: 20" or *22". *22" seat depth N/A on chairs 043 & 163.
- 043 & 163 Chairs: with wood base, add \$165 (specify colour).

ACCESSORIES (n/a on small arm)

- Grommet \$35 ea | Swivel tray & Wine Glass holder \$20 ea., Tablet holder \$40 & LED Lamp \$50.
- Metal Cup Holder: \$25 ea. (1 per arm/160/190 & 2 side by side on 159). Specify colour: Stainless, Black or Gold.
- *STORAGE items 159-160-190 with 2 USB/Electric outlets. *Must be used between 2 seats.

| Description | L x D x H | Leather | | | | | | Fabric | | |
|--|----------------|------------|-------------------------------|--|---|----------------------------------|--------------|--------|----------|------|
| | | 10 Pony | 20 Hugo Madras Softy | 30 Empire Fantasy Illusion Tucson Utah Vintage Yukon | 40 Diamond Elegance Princess Santiago Sensation Sunset Trina Victoria | 50 Bull Cassiope Dublin | 60 Caress | A | B COM | C |
| 178 ARMLESS DOUBLE CHAIR BUMPER LEFT | 52x40x33/40 | 1160 | 1230 | 1300 | 1370 | 1445 | 1515 | 910 | 955 | 1000 |
| 179 ARMLESS DOUBLE CHAIR BUMPER RIGHT | 52x40x33/40 | 1160 | 1230 | 1300 | 1370 | 1445 | 1515 | 910 | 955 | 1000 |
| 186 ARMLESS LOVESEAT BUMPER STORAGE-L | 68x40x33/40 | 1815 | 1890 | 1970 | 2045 | 2120 | 2200 | 1435 | 1495 | 1555 |
| 187 ARMLESS LOVESEAT BUMPER STORAGE-R | 68x40x33/40 | 1815 | 1890 | 1970 | 2045 | 2120 | 2200 | 1435 | 1495 | 1555 |
| 188 ARMLESS CHAIR BUMPER STORAGE-L | 45x40x33/40 | 1205 | 1275 | 1345 | 1420 | 1490 | 1560 | 955 | 985 | 1015 |
| 189 ARMLESS CHAIR BUMPER STORAGE-R | 45x40x33/40 | 1205 | 1275 | 1345 | 1420 | 1490 | 1560 | 955 | 985 | 1015 |
| 190 SMALL WEDGE STORAGE | 10/20x35x22 | 540 | 565 | 590 | 615 | 645 | 670 | 410 | 420 | 430 |
| 221 ARMLESS DBL CHAIR BUMPER STORAGE-L | 52x40x33/40 | 1280 | 1350 | 1425 | 1495 | 1565 | 1635 | 1025 | 1075 | 1125 |
| 222 ARMLESS DBL CHAIR BUMPER STORAGE-R | 52x40x33/40 | 1280 | 1350 | 1425 | 1495 | 1565 | 1635 | 1025 | 1075 | 1125 |
| 223 APT SOFA NO ARM BUMPER STORAGE-L | 82x40x33/40 | 1995 | 2100 | 2210 | 2315 | 2425 | 2530 | 1565 | 1640 | 1720 |
| 224 APT SOFA NO ARM BUMPER STORAGE-R | 82x40x33/40 | 1995 | 2100 | 2210 | 2315 | 2425 | 2530 | 1565 | 1640 | 1720 |
| 230 DBLE LOUNGE CHAIR RECLINING BACK L-ARM | 41x62x33/40 | 1575 | 1650 | 1730 | 1805 | 1880 | 1960 | 1235 | 1305 | 1375 |
| 231 DBLE LOUNGE CHAIR RECLINING BACK R-ARM | 41x62x33/40 | 1575 | 1650 | 1730 | 1805 | 1880 | 1960 | 1235 | 1305 | 1375 |
| 232 LOUNGE CHAIR RECLINING BACK LEFT ARM | 34x62x33/40 | 1460 | 1530 | 1600 | 1675 | 1745 | 1815 | 1160 | 1205 | 1250 |
| 233 LOUNGE CHAIR RECLINING BACK RIGHT ARM | 34x62x33/40 | 1460 | 1530 | 1600 | 1675 | 1745 | 1815 | 1160 | 1205 | 1250 |
| 234 SECTIONAL APT SOFA BUMPER LEFT | 96x40/44x33/40 | 2310 | 2440 | 2565 | 2695 | 2820 | 2950 | 1685 | 1765 | 1845 |

HAMBOURG

FEATURES:

- *Wall hugger power recliners with full footrest (manual n/a).
- Manual adjustable headrest on all items (2 on square corner & stationary on wedge).
- Seat cushions with shaped foam + 1" layer of memory foam on top; arm with memory foam.
- Stitching: Small thread in fabric & large flat thread in leather.
- Lounge chair reclining back items with "Push Back" mechanism; wall clearance 10".

*Excludes 043 & 163 chairs: Wall clearance 16"

Chairs 043 & 163: arms with NO METAL insert.

Note: 2 recliner seats separated by a corner can not be opened at the same time. No recliner seats beside #155 Small Square Corner.

OPTIONS

- Battery Pack: Add \$125/ea.
- Motorized headrest: Add \$125 ea. (Motorized headrest N/A on stationary & lounge chair items).
- Choice of arms: (Large or the Small 6" Arm which will have no metal insert in arm): Leg on LARGE arm: LG103 wood, Metal: LG189 cyl. (Black or Chrome). SMALL Arm: LG08 wood, Metal: LG196 cyl. (Black or Chrome) or LG64 (sq). Specify colour.
- Seat Depth: 20" or *22". *22" seat depth N/A on chairs 043 & 163.
- 043 & 163 Chairs: with wood base, add \$165 (specify colour).

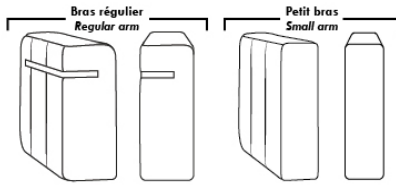
ACCESSORIES (n/a on small arm)

- Grommet \$35 ea | Swivel tray & Wine Glass holder \$20 ea., Tablet holder \$40 & LED Lamp \$50.
- Metal Cup Holder: \$25 ea. (1 per arm/160/190 & 2 side by side on 159). Specify colour: Stainless, Black or Gold.
- *STORAGE items 159-160-190 with 2 USB/Electric outlets. *Must be used between 2 seats.

| Description | L x D x H | Leather | | | | | | Fabric | | |
|-------------------------------------|----------------|------------|-------------------------------|--|---|----------------------------------|--------------|--------|----------|------|
| | | 10 Pony | 20 Hugo Madras Softy | 30 Empire Fantasy Illusion Tucson Utah Vintage Yukon | 40 Diamond Elegance Princess Santiago Sensation Sunset Trina Victoria | 50 Bull Cassiope Dublin | 60 Caress | A | B COM | C |
| 235 SECTIONAL APT SOFA BUMPER RIGHT | 96x40/44x33/40 | 2310 | 2440 | 2565 | 2695 | 2820 | 2950 | 1685 | 1765 | 1845 |
| CONFIGURATIONS | | | | | | | | | | |
| A CONFIG (169-170) | 82X40X40 | 2960 | 3090 | 3220 | 3360 | 3490 | 3620 | 2430 | 2560 | 2690 |
| B CONFIG (169-171-174) | 113X62X40 | 4080 | 4270 | 4460 | 4660 | 4850 | 5040 | 3300 | 3485 | 3665 |
| C CONFIG (096-055-171-170) | 115X115X40 | 6010 | 6300 | 6590 | 6895 | 7185 | 7475 | 4775 | 5010 | 5240 |
| D CONFIG (169-171-235) | 115X96X40 | 4955 | 5195 | 5430 | 5675 | 5910 | 6150 | 3855 | 4050 | 4245 |
| J CONFIG (041-042) | 68X40X40 | 2810 | 2920 | 3030 | 3140 | 3250 | 3370 | 2330 | 2400 | 2470 |
| K CONFIG (041-071-005) | 92X62X40 | 3815 | 3970 | 4135 | 4290 | 4445 | 4605 | 3120 | 3245 | 3370 |
| L CONFIG (012-055-071-042) | 102X102X40 | 5670 | 5935 | 6205 | 6480 | 6745 | 7015 | 4555 | 4740 | 4915 |
| M CONFIG (041-071-024) | 102X89X40 | 4725 | 4960 | 5205 | 5440 | 5680 | 5920 | 3685 | 3850 | 4010 |

HAMBOURG

OPTIMA



Spécifications | Specifications

- Appui-tête levé Headrest up
- Appui-tête baissé Headrest down
- Complètement incliné Fully reclined

- (A) Hauteur complète 40" Total Height
- (B) Hauteur appui-tête baissé 33" Height headrest down
- (C) Hauteur du bras 24" Arm Height
- (D) Hauteur du siège 19,5" Seat height
- (E) Profondeur inclinée 65" Depth fully reclined
- (F) Profondeur d'assise 20" ou/ou 22" Seat depth
- (G) Profondeur appui-tête monté 36" Depth with headrest up

Siège 30" de large | 30" Seat Width

Siège 23" de large | 23" Seat Width

Siège 23" de large | 23" Seat Width

Autres | Others

Fauteuil berçant, pivotant et inclinable
Swivel, rocking motion chair

N'est pas un mécanisme protège-mur / Not a wall hugger mechanism
Dégagement mural: 16" / Wall clearance: 16"

Simple / Single

30" H = 42"
34" 19"

Double

33" H = 42"
34" 22"

Centre rond / Wedge

49" H = 33"
050

Coin carré / Square corner

44" H = 40"
055

Petit coin carré / Small corner

40" H = 40"
155

Pouf à rangement / Storage ottoman

30" H = 17"
22" 124

Rangement à angle / Wedge storage

25" H = 22"
35" 10" 159

Rangement droit / Straight storage

10" H = 22"
35" 160

Petit rangement à angle / Small Wedge storage

20" H = 22"
35" 10" 190

30" Populaires | Popular CONFIGURATIONS 23"

Nos produits sont fabriqués à la main et des variations mineures peuvent survenir. Our product is hand-made and minor variations can occur.

CDN Price List

HARRISON

COMBO: Cover #2 on back and seat.

FABRIC: There is no stitching on back cushions.

SPECS: Arm Height: 26". Seat Height: 19" Seat Depth: 21".

LEG: LG58 (specify colour).

Decorative Nails: On front arm, add \$35/arm. Nail #54 5/8" Antique Gold (only 1 colour).

Sofa bed MATTRESS: Regular 4.5" mattress included. OPTIONAL 5" mattress:

-with coils and memory foam with gel: Double add \$100 or

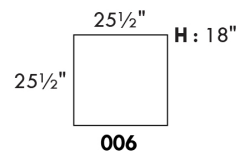
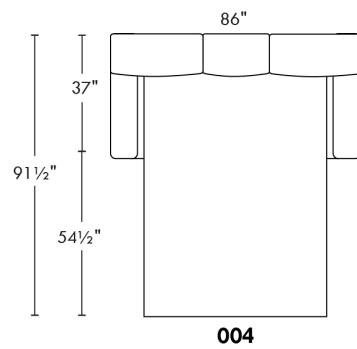
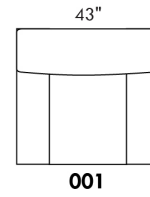
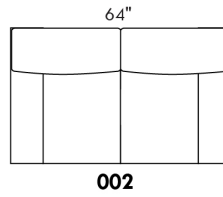
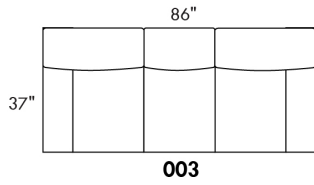
-with high density foam and memory foam with gel: Double add \$150.

| Description | L x D x H | Leather | | | | | | Fabric | | |
|---------------------|--------------|------------|-------------------------------|--|---|----------------------------------|--------------|--------|----------|------|
| | | 10 Pony | 20 Hugo Madras Softy | 30 Empire Fantasy Illusion Tucson Utah Vintage Yukon | 40 Diamond Elegance Princess Santiago Sensation Sunset Trina Victoria | 50 Bull Cassiope Dublin | 60 Caress | A | B COM | C |
| 001 CHAIR | 43X37X36 | 1130 | 1205 | 1275 | 1345 | 1420 | 1490 | 755 | 805 | 850 |
| 002 LOVESEAT | 64X37X36 | 1540 | 1635 | 1740 | 1835 | 1940 | 2035 | 1030 | 1095 | 1165 |
| 003 SOFA | 86X37X36 | 1880 | 2010 | 2130 | 2260 | 2385 | 2515 | 1295 | 1370 | 1455 |
| 004 DOUBLE SOFA BED | 86X37X36 | 2035 | 2175 | 2310 | 2450 | 2590 | 2730 | 1460 | 1535 | 1610 |
| 006 OTTOMAN | 25.5X25.5X18 | 515 | 535 | 555 | 575 | 600 | 625 | 410 | 420 | 430 |

HARRISON



Hauteur complète 36" | Hauteur de siège 19" | Hauteur devant bras 26" | Profondeur d'assise 21"
Total Height 36" | Seat Height 19" | Arm Height 26" | Seat Depth 21"



www.jaymar.ca

Toutes les dimensions indiquées sont au pouce près. Nos produits sont fabriqués à la main et des variations mineures peuvent survenir.
All dimensions indicated are to the nearest inch. Our product is hand-made and minor variations can occur.

CDN Price List

HENLEY

LEG: LG64 metal. Also available in wood leg LG8; specify colour.
COMBO: Cover #2 on back and seat. PLAIN FABRIC RECOMMENDED.

Sofa bed MATTRESS: Regular 4.5" mattress included. OPTIONAL 5" mattress:
-with coils and memory foam with gel: add \$100 or
-with high density foam and memory foam with gel: add \$150.

*REMARK: In leather, armless end pieces are not fully upholstered.

| Description | L x D x H | Leather | | | | | | Fabric | | |
|--------------------------------|--------------|------------|-------------------------------|--|---|----------------------------------|--------------|--------|----------|------|
| | | 10 Pony | 20 Hugo Madras Softy | 30 Empire Fantasy Illusion Tucson Utah Vintage Yukon | 40 Diamond Elegance Princess Santiago Sensation Sunset Trina Victoria | 50 Bull Cassiope Dublin | 60 Caress | A | B COM | C |
| 001 CHAIR | 34X37X35 | 1095 | 1170 | 1250 | 1335 | 1415 | 1495 | 755 | 810 | 855 |
| 002 LOVESEAT | 58X37X35 | 1555 | 1650 | 1765 | 1875 | 1980 | 2090 | 1055 | 1115 | 1190 |
| 003 SOFA | 81X37X35 | 1950 | 2050 | 2175 | 2285 | 2390 | 2505 | 1340 | 1410 | 1470 |
| 005 LOUNGE CHAIR RIGHT ARM | 29X66X35 | 1270 | 1350 | 1445 | 1535 | 1615 | 1710 | 925 | 980 | 1025 |
| 006 OTTOMAN | 25.5X25.5X18 | 515 | 535 | 565 | 585 | 615 | 645 | 410 | 420 | 435 |
| 009 ARMLESS LOVESEAT | 46X37X35 | 1185 | 1285 | 1395 | 1500 | 1605 | 1715 | 865 | 925 | 985 |
| 011 LOUNGE CHAIR LEFT ARM | 29X66X36 | 1270 | 1350 | 1445 | 1535 | 1615 | 1710 | 925 | 980 | 1025 |
| 012 LOVESEAT LEFT ARM | 52X37X35 | 1365 | 1470 | 1580 | 1695 | 1785 | 1895 | 965 | 1015 | 1080 |
| 018 ANGULAR LOVESEAT LEFT ARM | 64X54X35 | 1470 | 1570 | 1685 | 1770 | 1875 | 1975 | 1025 | 1095 | 1155 |
| 023 ANGULAR LOVESEAT RIGHT ARM | 64X54X35 | 1470 | 1570 | 1685 | 1770 | 1875 | 1975 | 1025 | 1095 | 1155 |
| 040 ARMLESS SOFA | 69X37X35 | 1580 | 1710 | 1830 | 1955 | 2070 | 2185 | 1155 | 1215 | 1285 |
| 046 ARMLESS ANGULAR LOVESEAT | 60X51X35 | 1335 | 1440 | 1555 | 1650 | 1760 | 1865 | 945 | 1000 | 1065 |
| 050 WEDGE | 48X48X35 | 1135 | 1215 | 1305 | 1380 | 1460 | 1540 | 850 | 905 | 955 |
| 051 ARMLESS CHAIR | 23X37X35 | 740 | 815 | 905 | 980 | 1060 | 1135 | 590 | 655 | 705 |
| 052 SOFA LEFT ARM | 75X37X35 | 1745 | 1855 | 1985 | 2105 | 2220 | 2340 | 1245 | 1325 | 1395 |
| 053 SOFA RIGHT ARM | 75X37X35 | 1745 | 1855 | 1985 | 2105 | 2220 | 2340 | 1245 | 1325 | 1395 |
| 055 SQUARE CORNER | 37X37X55 | 1105 | 1190 | 1270 | 1345 | 1430 | 1510 | 815 | 855 | 910 |
| 056 CHAIR RIGHT ARM | 29X37X35 | 910 | 985 | 1070 | 1155 | 1230 | 1315 | 675 | 725 | 770 |
| 057 CHAIR LEFT ARM | 29X37X35 | 910 | 985 | 1070 | 1155 | 1230 | 1315 | 675 | 725 | 770 |
| 060 QUEEN SOFA BED | 81X37X35 | 2230 | 2345 | 2480 | 2595 | 2715 | 2830 | 1640 | 1720 | 1775 |
| 061 LOVESEAT RIGHT ARM | 52X37X35 | 1365 | 1470 | 1580 | 1695 | 1785 | 1895 | 965 | 1015 | 1080 |
| 072 SECTIONAL SOFA LEFT ARM | 87X37X35 | 2070 | 2185 | 2310 | 2430 | 2545 | 2660 | 1440 | 1510 | 1570 |
| 073 SECTIONAL SOFA RIGHT ARM | 87X37X35 | 2070 | 2185 | 2310 | 2430 | 2545 | 2660 | 1440 | 1510 | 1570 |
| 080 ANGULAR OTTOMAN | 36X37X18 | 570 | 590 | 630 | 660 | 685 | 710 | 475 | 500 | 515 |
| 082 QUEEN SOFA BED LEFT ARM | 75X37X35 | 2035 | 2155 | 2285 | 2395 | 2520 | 2630 | 1545 | 1615 | 1695 |

CDN Price List

HENLEY

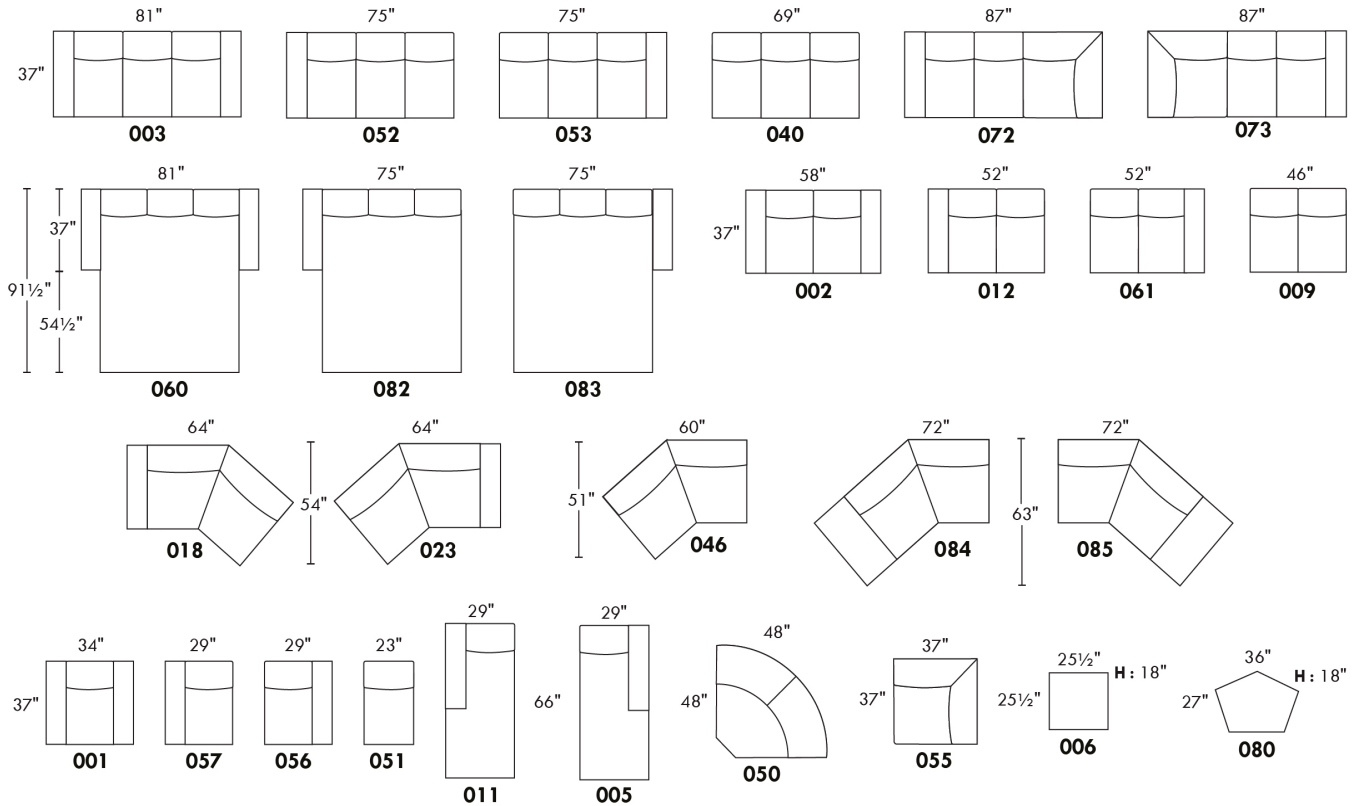
LEG: LG64 metal. Also available in wood leg LG8; specify colour.
COMBO: Cover #2 on back and seat. PLAIN FABRIC RECOMMENDED.

Sofa bed MATTRESS: Regular 4.5" mattress included. OPTIONAL 5" mattress:
-with coils and memory foam with gel: add \$100 or
-with high density foam and memory foam with gel: add \$150.

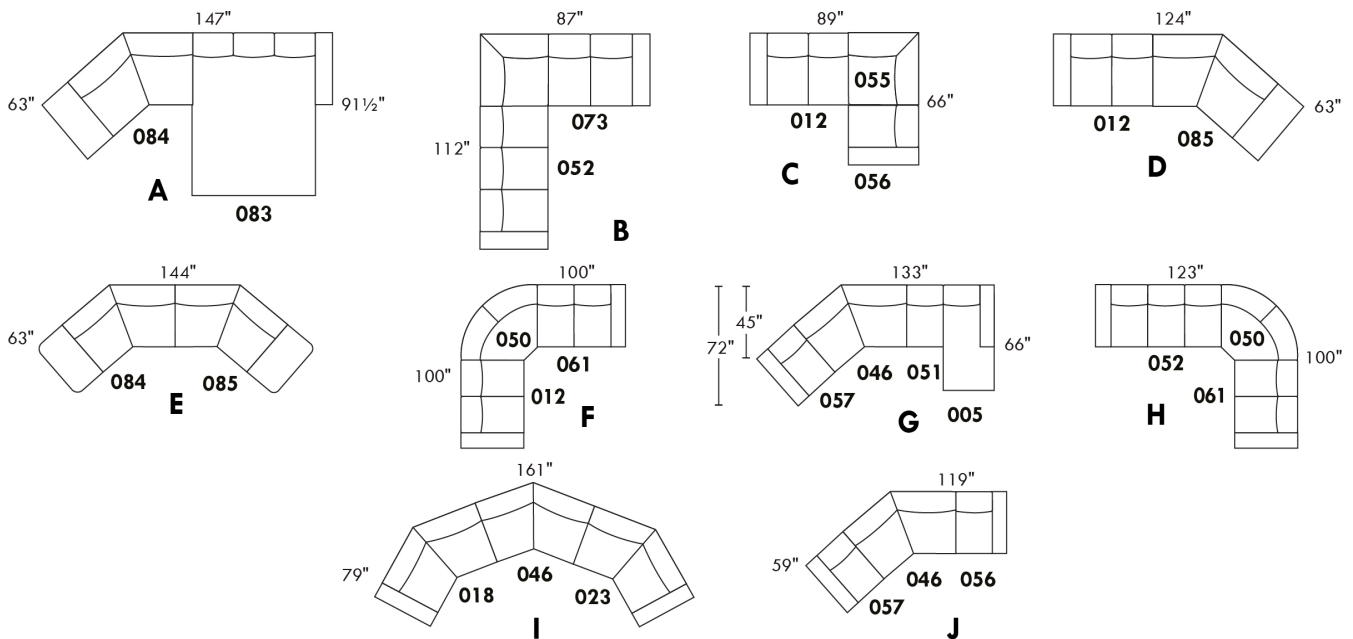
*REMARK: In leather, armless end pieces are not fully upholstered.

| Description | L x D x H | Leather | | | | | | Fabric | | |
|---------------------------------------|------------|------------|-------------------------------|--|---|----------------------------------|--------------|--------|----------|------|
| | | 10 Pony | 20 Hugo Madras Softy | 30 Empire Fantasy Illusion Tucson Utah Vintage Yukon | 40 Diamond Elegance Princess Santiago Sensation Sunset Trina Victoria | 50 Bull Cassiope Dublin | 60 Caress | A | B COM | C |
| 083 QUEEN SOFA BED RIGHT ARM | 75X37X35 | 2035 | 2155 | 2285 | 2395 | 2520 | 2630 | 1545 | 1615 | 1695 |
| 084 ARMLESS ANGULAR LOVESEAT BUMPER-L | 72X63X35 | 1495 | 1600 | 1715 | 1820 | 1930 | 2020 | 1070 | 1135 | 1205 |
| 085 ARMLESS ANGULAR LOVESEAT BUMPER-R | 72X63X35 | 1495 | 1600 | 1715 | 1820 | 1930 | 2020 | 1070 | 1135 | 1205 |
| CONFIGURATIONS | | | | | | | | | | |
| A CONF. A (084-083) | 147X63X35 | 3530 | 3755 | 4000 | 4215 | 4450 | 4650 | 2615 | 2750 | 2900 |
| B CONF. B (052-073) | 87X112X35 | 3815 | 4040 | 4295 | 4535 | 4765 | 5000 | 2685 | 2835 | 2965 |
| C CONF. C (012-055-056) | 89X66X35 | 3380 | 3645 | 3920 | 4195 | 4445 | 4720 | 2455 | 2595 | 2760 |
| D CONF. D (012-085) | 124X63X35 | 2860 | 3070 | 3295 | 3515 | 3715 | 3915 | 2035 | 2150 | 2285 |
| E CONF. E (084-085) | 144X63X35 | 2990 | 3200 | 3430 | 3640 | 3860 | 4040 | 2140 | 2270 | 2410 |
| F CONF. F (012-050-061) | 100X100X35 | 3865 | 4155 | 4465 | 4770 | 5030 | 5330 | 2780 | 2935 | 3115 |
| G CONF. G (057-046-051-005) | 133X72X35 | 4255 | 4590 | 4975 | 5320 | 5665 | 6025 | 3135 | 3360 | 3565 |
| H CONF. H (052-050-061) | 123X100X35 | 4245 | 4540 | 4870 | 5180 | 5465 | 5775 | 3060 | 3245 | 3430 |
| I CONF. I (018-046-023) | 161X79X35 | 4275 | 4580 | 4925 | 5190 | 5510 | 5815 | 2995 | 3190 | 3375 |
| J CONF. J (057-046-056) | 119X59X35 | 3155 | 3410 | 3695 | 3960 | 4220 | 4495 | 2295 | 2450 | 2605 |

Hauteur complète 35" | Hauteur de siège 19" | Hauteur devant bras 24" | Profondeur d'assise 20"
 Total Height 35" | Seat Height 19" | Arm Height 24" | Seat Depth 20"



CONFIGURATIONS



www.jaymar.ca

Toutes les dimensions indiquées sont au pouce près. Nos produits sont fabriqués à la main et des variations mineures peuvent survenir.
 All dimensions indicated are to the nearest inch. Our product is hand-made and minor variations can occur.

CDN Price List

HIGH POINT

LEG: LG64 metal. or wood leg LG8; if wood specify colour.
COMBO: Cover #2 on back and seat.
PLAIN FABRIC RECOMMENDED.

Sofa bed MATTRESS: Regular 4.5" mattress included. OPTIONAL 5" mattress:
-with coils and memory foam with gel: add \$100 or
-with high density foam and memory foam with gel: add \$150.

*REMARK: In leather, armless end pieces are not fully upholstered.

| Description | L x D x H | Leather | | | | | | Fabric | | |
|--------------------------------|--------------|------------|-------------------------------|--|---|----------------------------------|--------------|--------|----------|------|
| | | 10 Pony | 20 Hugo Madras Softy | 30 Empire Fantasy Illusion Tucson Utah Vintage Yukon | 40 Diamond Elegance Princess Santiago Sensation Sunset Trina Victoria | 50 Bull Cassiope Dublin | 60 Caress | A | B COM | C |
| 001 CHAIR | 34X37X35 | 1095 | 1170 | 1250 | 1335 | 1415 | 1495 | 755 | 810 | 855 |
| 002 LOVESEAT | 58X37X35 | 1555 | 1650 | 1765 | 1875 | 1980 | 2090 | 1055 | 1115 | 1190 |
| 003 SOFA | 81X37X35 | 1950 | 2050 | 2175 | 2285 | 2390 | 2505 | 1340 | 1410 | 1470 |
| 005 LOUNGE CHAIR RIGHT ARM | 29X66X35 | 1270 | 1350 | 1445 | 1535 | 1615 | 1710 | 925 | 980 | 1025 |
| 006 OTTOMAN | 25.5X25.5X18 | 515 | 535 | 565 | 585 | 615 | 645 | 410 | 420 | 435 |
| 009 ARMLESS LOVESEAT | 46X37X35 | 1185 | 1285 | 1395 | 1500 | 1605 | 1715 | 865 | 925 | 985 |
| 011 LOUNGE CHAIR LEFT ARM | 29X66X35 | 1270 | 1350 | 1445 | 1535 | 1615 | 1710 | 925 | 980 | 1025 |
| 012 LOVESEAT LEFT ARM | 52X37X35 | 1365 | 1470 | 1580 | 1695 | 1785 | 1895 | 965 | 1015 | 1080 |
| 018 ANGULAR LOVESEAT LEFT ARM | 66X51X35 | 1470 | 1570 | 1685 | 1770 | 1875 | 1975 | 1025 | 1095 | 1155 |
| 023 ANGULAR LOVESEAT RIGHT ARM | 66X51X35 | 1470 | 1570 | 1685 | 1770 | 1875 | 1975 | 1025 | 1095 | 1155 |
| 040 ARMLESS SOFA | 69X37X35 | 1580 | 1710 | 1830 | 1955 | 2070 | 2185 | 1155 | 1215 | 1285 |
| 046 ARMLESS ANGULAR LOVESEAT | 60X51X35 | 1335 | 1440 | 1555 | 1650 | 1760 | 1865 | 945 | 1000 | 1065 |
| 050 WEDGE | 48X48X35 | 1135 | 1215 | 1305 | 1380 | 1460 | 1540 | 850 | 905 | 955 |
| 051 ARMLESS CHAIR | 23X37X35 | 740 | 815 | 905 | 980 | 1060 | 1135 | 590 | 655 | 705 |
| 052 SOFA LEFT ARM | 75X37X35 | 1745 | 1855 | 1985 | 2105 | 2220 | 2340 | 1245 | 1325 | 1395 |
| 053 SOFA RIGHT ARM | 75X37X35 | 1745 | 1855 | 1985 | 2105 | 2220 | 2340 | 1245 | 1325 | 1395 |
| 055 SQUARE CORNER | 37X37X35 | 1105 | 1190 | 1270 | 1345 | 1430 | 1510 | 815 | 855 | 910 |
| 056 CHAIR RIGHT ARM | 29X37X35 | 910 | 985 | 1070 | 1155 | 1230 | 1315 | 675 | 725 | 770 |
| 057 CHAIR LEFT ARM | 29X37X35 | 910 | 985 | 1070 | 1155 | 1230 | 1315 | 675 | 725 | 770 |
| 060 QUEEN SOFA BED | 81X37X35 | 2230 | 2345 | 2480 | 2595 | 2715 | 2830 | 1640 | 1720 | 1775 |
| 061 LOVESEAT RIGHT ARM | 52X37X35 | 1365 | 1470 | 1580 | 1695 | 1785 | 1895 | 965 | 1015 | 1080 |
| 072 SECTIONAL SOFA LEFT ARM | 87X37X35 | 2070 | 2185 | 2310 | 2430 | 2545 | 2660 | 1440 | 1510 | 1570 |
| 073 SECTIONAL SOFA RIGHT ARM | 87X37X35 | 2070 | 2185 | 2310 | 2430 | 2545 | 2660 | 1440 | 1510 | 1570 |
| 080 ANGULAR OTTOMAN | 36X27X18 | 570 | 590 | 630 | 660 | 685 | 710 | 475 | 500 | 515 |

CDN Price List

HIGH POINT

LEG: LG64 metal. or wood leg LG8; if wood specify colour.
COMBO: Cover #2 on back and seat.
PLAIN FABRIC RECOMMENDED.

Sofa bed MATTRESS: Regular 4.5" mattress included. OPTIONAL 5" mattress:
-with coils and memory foam with gel: add \$100 or
-with high density foam and memory foam with gel: add \$150.

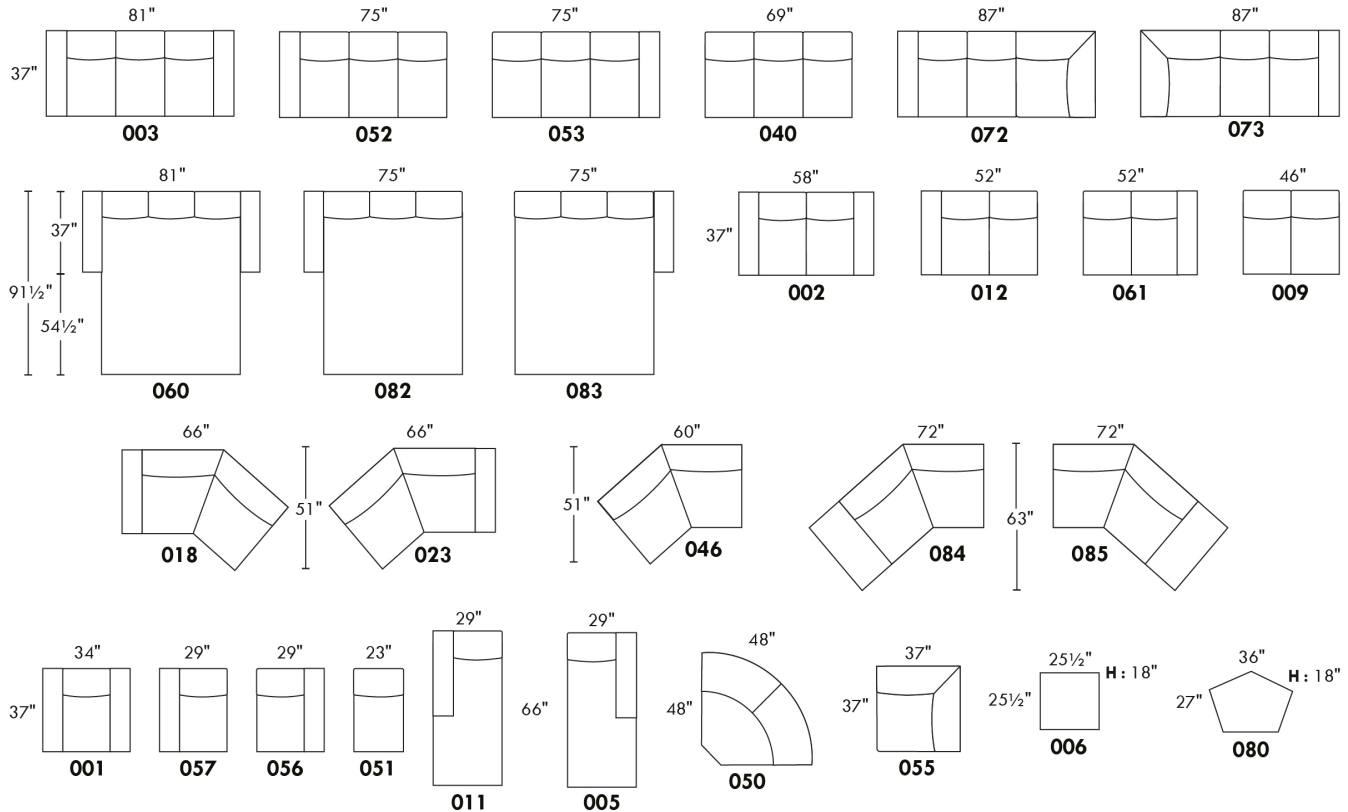
*REMARK: In leather, armless end pieces are not fully upholstered.

| Description | L x D x H | Leather | | | | | | Fabric | | |
|---------------------------------------|------------|------------|-------------------------------|--|---|----------------------------------|--------------|--------|----------|------|
| | | 10 Pony | 20 Hugo Madras Softy | 30 Empire Fantasy Illusion Tucson Utah Vintage Yukon | 40 Diamond Elegance Princess Santiago Sensation Sunset Trina Victoria | 50 Bull Cassiope Dublin | 60 Caress | A | B COM | C |
| 082 QUEEN SOFA BED LEFT ARM | 75X37X35 | 2035 | 2155 | 2285 | 2395 | 2520 | 2630 | 1545 | 1615 | 1695 |
| 083 QUEEN SOFA BED RIGHT ARM | 75X37X35 | 2035 | 2155 | 2285 | 2395 | 2520 | 2630 | 1545 | 1615 | 1695 |
| 084 ARMLESS ANGULAR LOVESEAT BUMPER-L | 72X63X35 | 1495 | 1600 | 1715 | 1820 | 1930 | 2020 | 1070 | 1135 | 1205 |
| 085 ARMLESS ANGULAR LOVESEAT BUMPER-R | 72X63X35 | 1495 | 1600 | 1715 | 1820 | 1930 | 2020 | 1070 | 1135 | 1205 |
| CONFIGURATIONS | | | | | | | | | | |
| A CONF. A (084-083) | 147X63X35 | 3530 | 3755 | 4000 | 4215 | 4450 | 4650 | 2615 | 2750 | 2900 |
| B CONF. B (012-055-056) | 89X66X35 | 3380 | 3645 | 3920 | 4195 | 4445 | 4720 | 2455 | 2595 | 2760 |
| C CONF. C (052-073) | 87X112X35 | 3815 | 4040 | 4295 | 4535 | 4765 | 5000 | 2685 | 2835 | 2965 |
| D CONF. D (012-085) | 124X63X35 | 2860 | 3070 | 3295 | 3515 | 3715 | 3915 | 2035 | 2150 | 2285 |
| E CONF. E (012-050-061) | 100X100X35 | 3865 | 4155 | 4465 | 4770 | 5030 | 5330 | 2780 | 2935 | 3115 |
| F CONF. F (084-085) | 144X63X35 | 2990 | 3200 | 3430 | 3640 | 3860 | 4040 | 2140 | 2270 | 2410 |
| G CONF. G (057-046-051-005) | 133X72X35 | 4255 | 4590 | 4975 | 5320 | 5665 | 6025 | 3135 | 3360 | 3565 |
| H CONF. H (052-050-061) | 123X100X35 | 4245 | 4540 | 4870 | 5180 | 5465 | 5775 | 3060 | 3245 | 3430 |
| I CONF. I (018-046-023) | 161X79X35 | 4275 | 4580 | 4925 | 5190 | 5510 | 5815 | 2995 | 3190 | 3375 |
| J CONF. J (057-046-056) | 119X59X35 | 3155 | 3410 | 3695 | 3960 | 4220 | 4495 | 2295 | 2450 | 2605 |

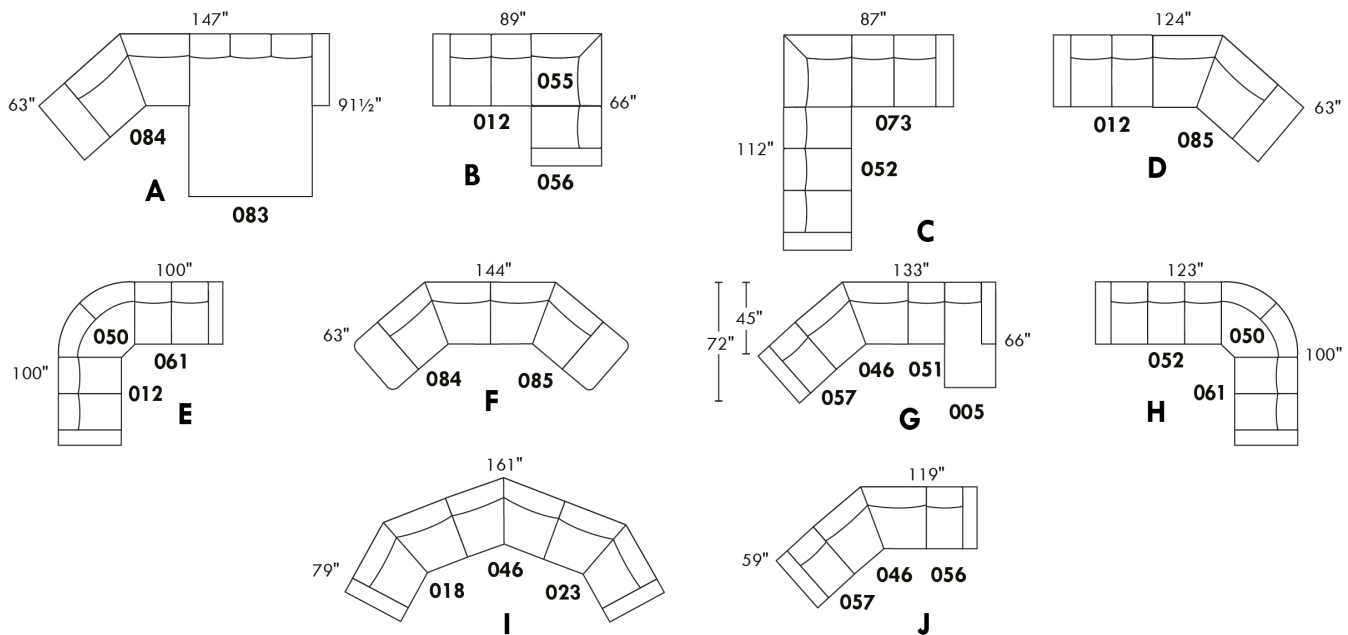
HIGH POINT



Hauteur complète 35" | Hauteur de siège 19" | Hauteur devant bras 25" | Profondeur d'assise 20"
 Total Height 35" | Seat Height 19" | Arm Height 25" | Seat Depth 20"



CONFIGURATIONS



www.jaymar.ca

Toutes les dimensions indiquées sont au pouce près. Nos produits sont fabriqués à la main et des variations mineures peuvent survenir.
 All dimensions indicated are to the nearest inch. Our product is hand-made and minor variations can occur.

CDN Price List

HUNTINGTON

Specify colour of legs LG58.

COMBO: Cover #2 on back and seat.

Upcharge for nails treatment on arms and front base:

Sectional: \$150 Sofa: \$125 Loveseat: \$100 Chair: \$75 Ottoman: \$50.

Sofa bed MATTRESS: Regular 4.5" mattress included. OPTIONAL 5" mattress:

-with coils and memory foam with gel: Double or Queen add \$100 or

-with high density foam and memory foam with gel: Double or Queen add \$150.

*REMARK: In leather, armless end pieces are not fully upholstered.

| Description | L x D x H | Leather | | | | | | Fabric | | |
|-----------------------------------|--------------|------------|-------------------------------|--|---|----------------------------------|--------------|--------|----------|------|
| | | 10 Pony | 20 Hugo Madras Softy | 30 Empire Fantasy Illusion Tucson Utah Vintage Yukon | 40 Diamond Elegance Princess Santiago Sensation Sunset Trina Victoria | 50 Bull Cassiope Dublin | 60 Caress | A | B COM | C |
| 001 CHAIR | 42X37X35 | 1130 | 1205 | 1285 | 1350 | 1430 | 1500 | 755 | 810 | 855 |
| 002 LOVESEAT | 66X37X35 | 1540 | 1635 | 1755 | 1855 | 1970 | 2075 | 1030 | 1100 | 1160 |
| 003 SOFA | 89X37X35 | 1880 | 2010 | 2150 | 2285 | 2405 | 2545 | 1295 | 1375 | 1455 |
| 004 DOUBLE SOFA BED | 83X37X35 | 2035 | 2175 | 2310 | 2440 | 2570 | 2710 | 1460 | 1540 | 1615 |
| 005 LOUNGE CHAIR RIGHT ARM | 33X66X35 | 1225 | 1305 | 1385 | 1465 | 1545 | 1620 | 840 | 885 | 945 |
| 006 OTTOMAN | 25.5X25.5X18 | 515 | 535 | 565 | 585 | 615 | 645 | 410 | 420 | 435 |
| 009 ARMLESS LOVESEAT | 46X37X35 | 1135 | 1235 | 1340 | 1440 | 1540 | 1630 | 875 | 950 | 1000 |
| 011 LOUNGE CHAIR LEFT ARM | 33X66X35 | 1225 | 1305 | 1385 | 1465 | 1545 | 1620 | 840 | 885 | 945 |
| 012 LOVESEAT LEFT ARM | 56X37X35 | 1305 | 1405 | 1510 | 1605 | 1710 | 1805 | 965 | 1015 | 1080 |
| 015 SWIVEL CHAIR | 42X37X36 | 1205 | 1285 | 1365 | 1445 | 1530 | 1605 | 850 | 905 | 955 |
| 018 ANGULAR LOVESEAT LEFT ARM | 65X55X35 | 1395 | 1500 | 1610 | 1720 | 1825 | 1935 | 915 | 980 | 1045 |
| 023 ANGULAR LOVESEAT RIGHT ARM | 65X55X35 | 1395 | 1500 | 1610 | 1720 | 1825 | 1935 | 915 | 980 | 1045 |
| 040 ARMLESS SOFA | 69X37X35 | 1485 | 1610 | 1750 | 1880 | 2010 | 2145 | 1135 | 1215 | 1295 |
| 045 ARMLESS LOVESEAT BUMPER RIGHT | 67X37X35 | 1305 | 1405 | 1510 | 1605 | 1710 | 1805 | 905 | 970 | 1025 |
| 046 ARMLESS ANGULAR LOVESEAT | 58X49X35 | 1230 | 1335 | 1445 | 1555 | 1650 | 1760 | 870 | 945 | 990 |
| 049 DOUBLE SOFA BED LEFT ARM | 73X37X35 | 1815 | 1950 | 2085 | 2210 | 2340 | 2480 | 1385 | 1470 | 1560 |
| 050 WEDGE | 48X48X35 | 1015 | 1095 | 1170 | 1240 | 1320 | 1385 | 725 | 770 | 815 |
| 051 ARMLESS CHAIR | 23X37X35 | 720 | 785 | 865 | 950 | 1010 | 1090 | 655 | 700 | 745 |
| 052 SOFA LEFT ARM | 79X37X35 | 1630 | 1765 | 1900 | 2035 | 2175 | 2305 | 1215 | 1305 | 1385 |
| 053 SOFA RIGHT ARM | 79X37X35 | 1630 | 1765 | 1900 | 2035 | 2175 | 2305 | 1215 | 1305 | 1385 |
| 055 SQUARE CORNER | 37X37X35 | 1015 | 1095 | 1170 | 1240 | 1320 | 1385 | 725 | 770 | 815 |
| 056 CHAIR RIGHT ARM | 33X37X35 | 875 | 965 | 1045 | 1120 | 1205 | 1285 | 695 | 740 | 780 |
| 057 CHAIR LEFT ARM | 33X37X35 | 875 | 965 | 1045 | 1120 | 1205 | 1285 | 695 | 740 | 780 |
| 059 DOUBLE SOFA BED RIGHT ARM | 73X37X35 | 1815 | 1950 | 2085 | 2210 | 2340 | 2480 | 1385 | 1470 | 1560 |

CDN Price List

HUNTINGTON

Specify colour of legs LG58.

COMBO: Cover #2 on back and seat.

Upcharge for nails treatment on arms and front base:

Sectional: \$150 Sofa: \$125 Loveseat: \$100 Chair: \$75 Ottoman: \$50.

Sofa bed MATTRESS: Regular 4.5" mattress included. OPTIONAL 5" mattress:

-with coils and memory foam with gel: Double or Queen add \$100 or

-with high density foam and memory foam with gel: Double or Queen add \$150.

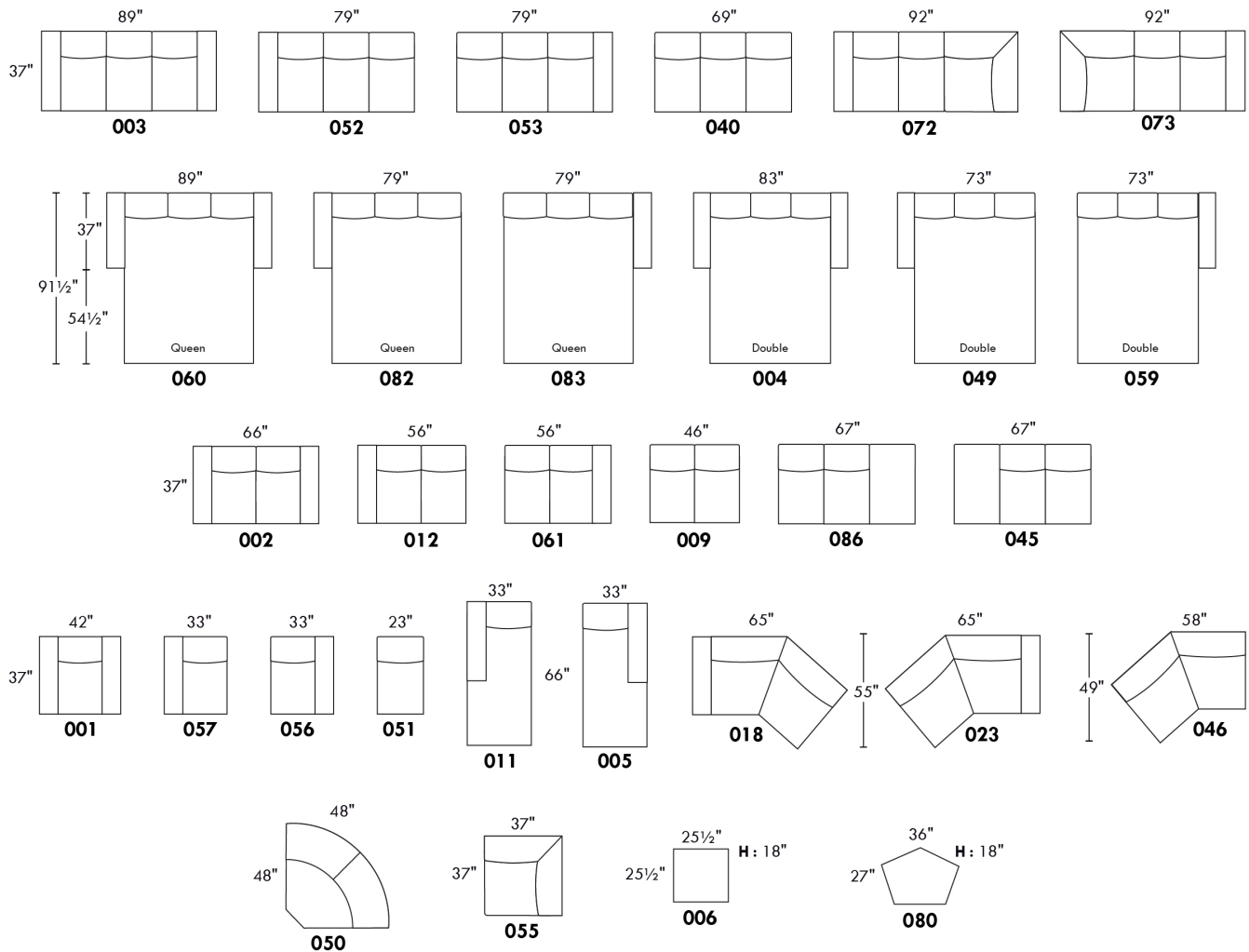
*REMARK: In leather, armless end pieces are not fully upholstered.

| Description | L x D x H | Leather | | | | | | Fabric | | |
|----------------------------------|------------|------------|-------------------------------|--|---|----------------------------------|--------------|--------|----------|------|
| | | 10 Pony | 20 Hugo Madras Softy | 30 Empire Fantasy Illusion Tucson Utah Vintage Yukon | 40 Diamond Elegance Princess Santiago Sensation Sunset Trina Victoria | 50 Bull Cassiope Dublin | 60 Caress | A | B COM | C |
| 060 QUEEN SOFA BED | 89X37X35 | 2175 | 2305 | 2440 | 2570 | 2710 | 2835 | 1575 | 1665 | 1750 |
| 061 LOVESEAT RIGHT ARM | 56X37X35 | 1305 | 1405 | 1510 | 1605 | 1710 | 1805 | 965 | 1015 | 1080 |
| 072 SECTIONAL SOFA LEFT ARM | 92X37X35 | 1905 | 2045 | 2185 | 2315 | 2445 | 2580 | 1325 | 1405 | 1485 |
| 073 SECTIONAL SOFA RIGHT ARM | 92X37X35 | 1905 | 2045 | 2185 | 2315 | 2445 | 2580 | 1325 | 1405 | 1485 |
| 080 ANGULAR OTTOMAN | 36X27X18 | 570 | 590 | 630 | 660 | 685 | 710 | 475 | 500 | 515 |
| 082 QUEEN SOFA BED LEFT ARM | 79X37X35 | 1905 | 2045 | 2185 | 2315 | 2445 | 2580 | 1510 | 1595 | 1685 |
| 083 QUEEN SOFA BED RIGHT ARM | 79X37X35 | 1905 | 2045 | 2185 | 2315 | 2445 | 2580 | 1510 | 1595 | 1685 |
| 086 ARMLESS LOVESEAT BUMPER LEFT | 67X37X35 | 1305 | 1405 | 1510 | 1605 | 1710 | 1805 | 905 | 970 | 1025 |
| CONFIGURATIONS | | | | | | | | | | |
| A CONF. A (057-050-009-005) | 127X81X35 | 4250 | 4600 | 4940 | 5265 | 5610 | 5920 | 3135 | 3345 | 3540 |
| B CONF. B (012-050-083) | 127X104X35 | 4225 | 4545 | 4865 | 5160 | 5475 | 5770 | 3200 | 3380 | 3580 |
| C CONF. C (086-050-053) | 127X115X35 | 3950 | 4265 | 4580 | 4880 | 5205 | 5495 | 2845 | 3045 | 3225 |
| D CONF. D (086-055-045) | 104X104X35 | 3625 | 3905 | 4190 | 4450 | 4740 | 4995 | 2535 | 2710 | 2865 |
| E CONF. E (012-050-061) | 104X104X35 | 3625 | 3905 | 4190 | 4450 | 4740 | 4995 | 2655 | 2800 | 2975 |
| F CONF. F (072-053) | 92X116X35 | 3535 | 3810 | 4085 | 4350 | 4620 | 4885 | 2540 | 2710 | 2870 |
| G CONF. G (052-050-061) | 127X104X35 | 3950 | 4265 | 4580 | 4880 | 5205 | 5495 | 2905 | 3090 | 3280 |
| H CONF. H (052-050-056) | 127X81X35 | 3520 | 3825 | 4115 | 4395 | 4700 | 4975 | 2635 | 2815 | 2980 |

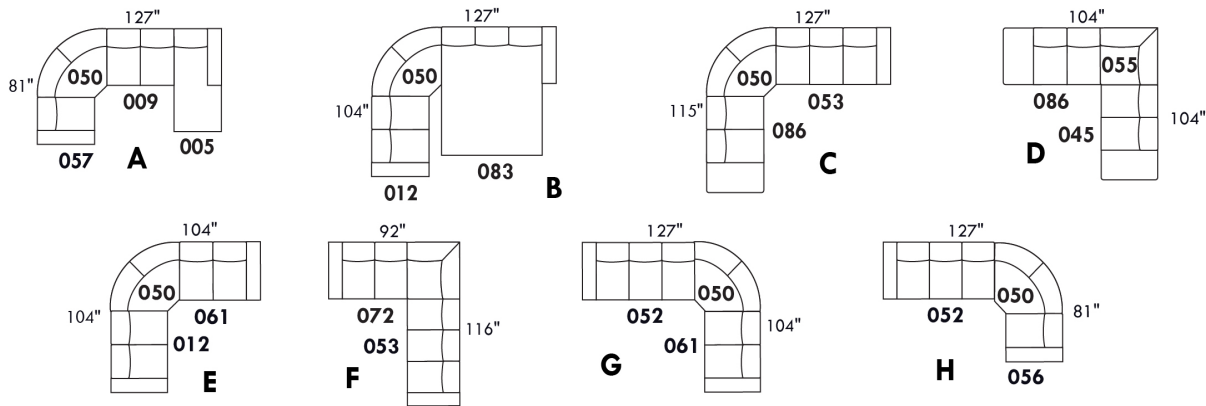
HUNTINGTON



Hauteur complète 35" | Hauteur de siège 19" | Hauteur devant bras 25" | Profondeur d'assise 21"
 Total Height 35" | Seat Height 19" | Arm Height 25" | Seat Depth 21"



CONFIGURATIONS



www.jaymar.ca

Toutes les dimensions indiquées sont au pouce près. Nos produits sont fabriqués à la main et des variations mineures peuvent survenir.
 All dimensions indicated are to the nearest inch. Our product is hand-made and minor variations can occur.

IBIZA

FEATURES:

- *Wall hugger power recliners with full footrest (manual n/a).
- Manual adjustable headrest on all items (2 on square corner & stationary on wedge).
- Seat cushions with shaped foam + 1" layer of memory foam on top; arm with memory foam.
- Stitching: Small thread in fabric & large flat thread in leather.
- Lounge chair reclining back items with "Push Back" mechanism; wall clearance 10".
- *Excludes 043 & 163 chairs: Wall clearance 16"

Note: 2 recliner seats separated by a corner can not be opened at the same time. No recliner seats beside #155 Small Square Corner.

OPTIONS

- Battery Pack: Add \$125/ea.
- Motorized headrest: Add \$125 ea. (Motorized headrest N/A on stationary & lounge chair items).
- Choice of Large or Small 6" Arm: Leg on LARGE arm: LG103 wood or LG189 metal (Black or Chrome). SMALL Arm: LG08 wood or Metal: LG196 cyl. (Black or Chrome) or LG64 (sq). Specify colour.
- Seat Depth: 20" or *22". *22" seat depth N/A on chairs 043 & 163.
- 043 & 163 Chairs: with wood base, add \$165 (specify colour).

ACCESSORIES (n/a on small 6" arm)

- Grommet \$35 ea | Swivel tray & Wine Glass holder \$20 ea., Tablet holder \$40 & LED Lamp \$50.
- Metal Cup Holder: \$25 ea. (1 per arm/160/190 & 2 side by side on 159). Specify colour: Stainless, Black or Gold.
- *STORAGE items 159-160-190 with 2 USB/Electric outlets. *Must be used between 2 seats. Pieces are plain (without arm detail) & are not finished on the sides.

| Description | L x D x H | Leather | | | | | | Fabric | | |
|-------------------------------------|----------------|------------|-------------------------------|--|---|----------------------------------|--------------|--------|----------|------|
| | | 10 Pony | 20 Hugo Madras Softy | 30 Empire Fantasy Illusion Tucson Utah Vintage Yukon | 40 Diamond Elegance Princess Santiago Sensation Sunset Trina Victoria | 50 Bull Cassiope Dublin | 60 Caress | A | B COM | C |
| 001 CHAIR | 43x40x33/40 | 1420 | 1500 | 1580 | 1665 | 1745 | 1825 | 1130 | 1165 | 1195 |
| 002 LOVESEAT | 66x40x33/40 | 2030 | 2125 | 2225 | 2320 | 2415 | 2515 | 1600 | 1665 | 1725 |
| 003 SOFA | 90x40x33/40 | 2450 | 2575 | 2705 | 2830 | 2960 | 3085 | 1935 | 2010 | 2085 |
| 005 LOUNGE CHAIR RIGHT ARM | 34x62x33/40 | 1325 | 1380 | 1440 | 1495 | 1550 | 1605 | 1045 | 1090 | 1135 |
| 009 ARMLESS LOVESEAT | 47x40x33/40 | 1425 | 1485 | 1545 | 1605 | 1670 | 1730 | 1100 | 1165 | 1225 |
| 011 LOUNGE CHAIR LEFT ARM | 34X62X33/40 | 1325 | 1380 | 1440 | 1495 | 1550 | 1605 | 1045 | 1090 | 1135 |
| 012 LOVESEAT LEFT ARM | 57x40x33/40 | 1745 | 1825 | 1905 | 1990 | 2070 | 2150 | 1365 | 1425 | 1480 |
| 017 DOUBLE CHAIR | 50x40x33/40 | 1490 | 1575 | 1665 | 1750 | 1835 | 1925 | 1180 | 1230 | 1280 |
| 021 APARTMENT SOFA NO ARM | 61x40x33/40 | 1605 | 1695 | 1780 | 1865 | 1955 | 2040 | 1235 | 1305 | 1375 |
| 024 SECTIONAL LOVESEAT BUMPER RIGHT | 89x40/44x33/40 | 2235 | 2370 | 2510 | 2645 | 2785 | 2920 | 1610 | 1695 | 1775 |
| 040 ARMLESS SOFA | 71x40x33/40 | 1840 | 1935 | 2025 | 2115 | 2210 | 2300 | 1435 | 1515 | 1595 |
| 041 RECLINING CHAIR LEFT ARM | 34x40x33/40 | 1405 | 1460 | 1515 | 1570 | 1625 | 1685 | 1165 | 1200 | 1235 |
| 042 RECLINING CHAIR RIGHT ARM | 34x40x33/40 | 1405 | 1460 | 1515 | 1570 | 1625 | 1685 | 1165 | 1200 | 1235 |
| 043 SWIVEL ROCKING RECLINING CHAIR | 30x34x42 | 1665 | 1755 | 1845 | 1940 | 2030 | 2120 | 1365 | 1405 | 1440 |
| 044 RECLINER CHAIR | 43x40x33/40 | 1695 | 1765 | 1835 | 1905 | 1980 | 2050 | 1405 | 1435 | 1465 |
| 045 ARMLESS LOVESEAT BUMPER RIGHT | 68x40x33/40 | 1695 | 1770 | 1845 | 1925 | 2000 | 2075 | 1315 | 1370 | 1430 |

IBIZA

FEATURES:

- *Wall hugger power recliners with full footrest (manual n/a).
- Manual adjustable headrest on all items (2 on square corner & stationary on wedge).
- Seat cushions with shaped foam + 1" layer of memory foam on top; arm with memory foam.
- Stitching: Small thread in fabric & large flat thread in leather.
- Lounge chair reclining back items with "Push Back" mechanism; wall clearance 10".
- *Excludes 043 & 163 chairs: Wall clearance 16"

Note: 2 recliner seats separated by a corner can not be opened at the same time. No recliner seats beside #155 Small Square Corner.

OPTIONS

- Battery Pack: Add \$125/ea.
- Motorized headrest: Add \$125 ea. (Motorized headrest N/A on stationary & lounge chair items).
- Choice of Large or Small 6" Arm: Leg on LARGE arm: LG103 wood or LG189 metal (Black or Chrome). SMALL Arm: LG08 wood or Metal: LG196 cyl. (Black or Chrome) or LG64 (sq). Specify colour.
- Seat Depth: 20" or *22". *22" seat depth N/A on chairs 043 & 163.
- 043 & 163 Chairs: with wood base, add \$165 (specify colour).

ACCESSORIES (n/a on small 6" arm)

- Grommet \$35 ea | Swivel tray & Wine Glass holder \$20 ea., Tablet holder \$40 & LED Lamp \$50.
- Metal Cup Holder: \$25 ea. (1 per arm/160/190 & 2 side by side on 159). Specify colour: Stainless, Black or Gold.
- *STORAGE items 159-160-190 with 2 USB/Electric outlets. *Must be used between 2 seats. Pieces are plain (without arm detail) & are not finished on the sides.

| Description | L x D x H | Leather | | | | | | Fabric | | |
|------------------------------------|----------------|------------|-------------------------------|--|---|----------------------------------|--------------|--------|----------|------|
| | | 10 Pony | 20 Hugo Madras Softy | 30 Empire Fantasy Illusion Tucson Utah Vintage Yukon | 40 Diamond Elegance Princess Santiago Sensation Sunset Trina Victoria | 50 Bull Cassiope Dublin | 60 Caress | A | B COM | C |
| 048 SECTIONAL LOVESEAT BUMPER LEFT | 89x40/44x33/40 | 2235 | 2370 | 2510 | 2645 | 2785 | 2920 | 1610 | 1695 | 1775 |
| 050 WEDGE | 49x49x33 | 1240 | 1320 | 1405 | 1485 | 1565 | 1645 | 895 | 940 | 985 |
| 051 ARMLESS CHAIR | 24x40x33/40 | 815 | 855 | 900 | 940 | 980 | 1020 | 625 | 670 | 710 |
| 052 SOFA LEFT ARM | 81x40x33/40 | 2160 | 2265 | 2365 | 2470 | 2570 | 2670 | 1695 | 1770 | 1845 |
| 053 SOFA RIGHT ARM | 81x40x33/40 | 2160 | 2265 | 2365 | 2470 | 2570 | 2670 | 1695 | 1770 | 1845 |
| 055 SQUARE CORNER | 44x44x33/40 | 1435 | 1520 | 1605 | 1695 | 1780 | 1865 | 1115 | 1160 | 1200 |
| 056 CHAIR RIGHT ARM | 34x40x33/40 | 1135 | 1190 | 1240 | 1290 | 1340 | 1390 | 885 | 930 | 970 |
| 057 CHAIR LEFT ARM | 34x40x33/40 | 1135 | 1190 | 1240 | 1290 | 1340 | 1390 | 885 | 930 | 970 |
| 061 LOVESEAT RIGHT ARM | 57x40x33/40 | 1745 | 1825 | 1905 | 1990 | 2070 | 2150 | 1365 | 1425 | 1480 |
| 071 ARMLESS RECLINING CHAIR | 24x40x33/40 | 1085 | 1130 | 1180 | 1225 | 1270 | 1315 | 910 | 955 | 1000 |
| 086 ARMLESS LOVESEAT BUMPER LEFT | 68x40x33/40 | 1695 | 1770 | 1845 | 1925 | 2000 | 2075 | 1315 | 1370 | 1430 |
| 088 ARMLESS CHAIR BUMPER LEFT | 45x40x33/40 | 1080 | 1155 | 1225 | 1295 | 1365 | 1440 | 830 | 865 | 905 |
| 089 ARMLESS CHAIR BUMPER RIGHT | 45x40x33/40 | 1080 | 1155 | 1225 | 1295 | 1365 | 1440 | 830 | 865 | 905 |
| 095 APARTMENT SOFA | 80x40x33/40 | 2210 | 2330 | 2455 | 2575 | 2700 | 2820 | 1735 | 1810 | 1885 |
| 096 APARTMENT SOFA LEFT ARM | 71x40x33/40 | 1930 | 2025 | 2120 | 2220 | 2315 | 2410 | 1490 | 1565 | 1640 |
| 097 APARTMENT SOFA RIGHT ARM | 71x40x33/40 | 1930 | 2025 | 2120 | 2220 | 2315 | 2410 | 1490 | 1565 | 1640 |

IBIZA

FEATURES:

- *Wall hugger power recliners with full footrest (manual n/a).
- Manual adjustable headrest on all items (2 on square corner & stationary on wedge).
- Seat cushions with shaped foam + 1" layer of memory foam on top; arm with memory foam.
- Stitching: Small thread in fabric & large flat thread in leather.
- Lounge chair reclining back items with "Push Back" mechanism; wall clearance 10".
- *Excludes 043 & 163 chairs: Wall clearance 16"

Note: 2 recliner seats separated by a corner can not be opened at the same time. No recliner seats beside #155 Small Square Corner.

OPTIONS

- Battery Pack: Add \$125/ea.
- Motorized headrest: Add \$125 ea. (Motorized headrest N/A on stationary & lounge chair items).
- Choice of Large or Small 6" Arm: Leg on LARGE arm: LG103 wood or LG189 metal (Black or Chrome). SMALL Arm: LG08 wood or Metal: LG196 cyl. (Black or Chrome) or LG64 (sq). Specify colour.
- Seat Depth: 20" or *22". *22" seat depth N/A on chairs 043 & 163.
- 043 & 163 Chairs: with wood base, add \$165 (specify colour).

ACCESSORIES (n/a on small 6" arm)

- Grommet \$35 ea | Swivel tray & Wine Glass holder \$20 ea., Tablet holder \$40 & LED Lamp \$50.
- Metal Cup Holder: \$25 ea. (1 per arm/160/190 & 2 side by side on 159). Specify colour: Stainless, Black or Gold.
- *STORAGE items 159-160-190 with 2 USB/Electric outlets. *Must be used between 2 seats. Pieces are plain (without arm detail) & are not finished on the sides.

| Description | L x D x H | Leather | | | | | | Fabric | | |
|--|-------------|------------|-------------------------------|--|---|----------------------------------|--------------|--------|----------|------|
| | | 10 Pony | 20 Hugo Madras Softy | 30 Empire Fantasy Illusion Tucson Utah Vintage Yukon | 40 Diamond Elegance Princess Santiago Sensation Sunset Trina Victoria | 50 Bull Cassiope Dublin | 60 Caress | A | B COM | C |
| 124 STORAGE OTTOMAN | 30x22x17 | 560 | 580 | 600 | 620 | 645 | 665 | 480 | 500 | 520 |
| 155 SMALL SQUARE CORNER | 40x40x33/40 | 1435 | 1520 | 1605 | 1695 | 1780 | 1865 | 1115 | 1160 | 1200 |
| 159 WEDGE STORAGE | 10/25x35x22 | 560 | 585 | 610 | 640 | 665 | 690 | 430 | 440 | 450 |
| 160 STRAIGHT STORAGE | 10x35x22 | 540 | 565 | 590 | 615 | 645 | 670 | 410 | 420 | 430 |
| 163 DBL SWIVEL ROCKING RECLINER CHAIR | 33x34x42 | 1705 | 1800 | 1895 | 1995 | 2090 | 2190 | 1370 | 1410 | 1445 |
| 165 DOUBLE RECLINING CHAIR | 50x40x33/40 | 1765 | 1850 | 1940 | 2025 | 2110 | 2200 | 1460 | 1515 | 1570 |
| 167 APARTMENT SOFA NO ARM BUMPER LEFT | 82x40x33/40 | 1875 | 1980 | 2080 | 2185 | 2285 | 2385 | 1445 | 1520 | 1595 |
| 168 APARTMENT SOFA NO ARM BUMPER RIGHT | 82x40x33/40 | 1875 | 1980 | 2080 | 2185 | 2285 | 2385 | 1445 | 1520 | 1595 |
| 169 DOUBLE RECLINING CHAIR LEFT ARM | 41x40x33/40 | 1480 | 1545 | 1610 | 1680 | 1745 | 1810 | 1215 | 1280 | 1345 |
| 170 DOUBLE RECLINING CHAIR RIGHT ARM | 41x40x33/40 | 1480 | 1545 | 1610 | 1680 | 1745 | 1810 | 1215 | 1280 | 1345 |
| 171 ARMLESS DOUBLE RECLINING CHAIR | 31x40x33/40 | 1165 | 1210 | 1255 | 1300 | 1345 | 1390 | 955 | 1005 | 1055 |
| 173 DOUBLE LOUNGE CHAIR LEFT ARM | 41x62x33/40 | 1435 | 1515 | 1595 | 1680 | 1760 | 1840 | 1130 | 1200 | 1265 |
| 174 DOUBLE LOUNGE CHAIR RIGHT ARM | 41x62x33/40 | 1435 | 1515 | 1595 | 1680 | 1760 | 1840 | 1130 | 1200 | 1265 |
| 175 DOUBLE CHAIR LEFT ARM | 41x40x33/40 | 1200 | 1270 | 1340 | 1415 | 1485 | 1555 | 945 | 1000 | 1055 |
| 176 DOUBLE CHAIR RIGHT ARM | 41x40x33/40 | 1200 | 1270 | 1340 | 1415 | 1485 | 1555 | 945 | 1000 | 1055 |
| 177 ARMLESS DOUBLE CHAIR | 31x40x33/40 | 895 | 945 | 995 | 1045 | 1095 | 1150 | 680 | 725 | 770 |

IBIZA

FEATURES:

- *Wall hugger power recliners with full footrest (manual n/a).
- Manual adjustable headrest on all items (2 on square corner & stationary on wedge).
- Seat cushions with shaped foam + 1" layer of memory foam on top; arm with memory foam.
- Stitching: Small thread in fabric & large flat thread in leather.
- Lounge chair reclining back items with "Push Back" mechanism; wall clearance 10".
- *Excludes 043 & 163 chairs: Wall clearance 16"

Note: 2 recliner seats separated by a corner can not be opened at the same time. No recliner seats beside #155 Small Square Corner.

OPTIONS

- Battery Pack: Add \$125/ea.
- Motorized headrest: Add \$125 ea. (Motorized headrest N/A on stationary & lounge chair items).
- Choice of Large or Small 6" Arm: Leg on LARGE arm: LG103 wood or LG189 metal (Black or Chrome). SMALL Arm: LG08 wood or Metal: LG196 cyl. (Black or Chrome) or LG64 (sq). Specify colour.
- Seat Depth: 20" or *22". *22" seat depth N/A on chairs 043 & 163.
- 043 & 163 Chairs: with wood base, add \$165 (specify colour).

ACCESSORIES (n/a on small 6" arm)

- Grommet \$35 ea | Swivel tray & Wine Glass holder \$20 ea., Tablet holder \$40 & LED Lamp \$50.
- Metal Cup Holder: \$25 ea. (1 per arm/160/190 & 2 side by side on 159). Specify colour: Stainless, Black or Gold.
- *STORAGE items 159-160-190 with 2 USB/Electric outlets. *Must be used between 2 seats. Pieces are plain (without arm detail) & are not finished on the sides.

| Description | L x D x H | Leather | | | | | | Fabric | | |
|--|----------------|------------|-------------------------------|--|---|----------------------------------|--------------|--------|----------|------|
| | | 10 Pony | 20 Hugo Madras Softy | 30 Empire Fantasy Illusion Tucson Utah Vintage Yukon | 40 Diamond Elegance Princess Santiago Sensation Sunset Trina Victoria | 50 Bull Cassiope Dublin | 60 Caress | A | B COM | C |
| 178 ARMLESS DOUBLE CHAIR BUMPER LEFT | 52x40x33/40 | 1160 | 1230 | 1300 | 1370 | 1445 | 1515 | 910 | 955 | 1000 |
| 179 ARMLESS DOUBLE CHAIR BUMPER RIGHT | 52x40x33/40 | 1160 | 1230 | 1300 | 1370 | 1445 | 1515 | 910 | 955 | 1000 |
| 186 ARMLESS LOVESEAT BUMPER STORAGE-L | 68x40x33/40 | 1815 | 1890 | 1970 | 2045 | 2120 | 2200 | 1435 | 1495 | 1555 |
| 187 ARMLESS LOVESEAT BUMPER STORAGE-R | 68x40x33/40 | 1815 | 1890 | 1970 | 2045 | 2120 | 2200 | 1435 | 1495 | 1555 |
| 188 ARMLESS CHAIR BUMPER STORAGE-L | 45x40x33/40 | 1205 | 1275 | 1345 | 1420 | 1490 | 1560 | 955 | 985 | 1015 |
| 189 ARMLESS CHAIR BUMPER STORAGE-R | 45x40x33/40 | 1205 | 1275 | 1345 | 1420 | 1490 | 1560 | 955 | 985 | 1015 |
| 190 SMALL WEDGE STORAGE | 10/20x35x22 | 540 | 565 | 590 | 615 | 645 | 670 | 410 | 420 | 430 |
| 221 ARMLESS DBL CHAIR BUMPER STORAGE-L | 52x40x33/40 | 1280 | 1350 | 1425 | 1495 | 1565 | 1635 | 1025 | 1075 | 1125 |
| 222 ARMLESS DBL CHAIR BUMPER STORAGE-R | 52x40x33/40 | 1280 | 1350 | 1425 | 1495 | 1565 | 1635 | 1025 | 1075 | 1125 |
| 223 APT SOFA NO ARM BUMPER STORAGE-L | 82x40x33/40 | 1995 | 2100 | 2210 | 2315 | 2425 | 2530 | 1565 | 1640 | 1720 |
| 224 APT SOFA NO ARM BUMPER STORAGE-R | 82x40x33/40 | 1995 | 2100 | 2210 | 2315 | 2425 | 2530 | 1565 | 1640 | 1720 |
| 230 DBLE LOUNGE CHAIR RECLINING BACK L-ARM | 41x62x33/40 | 1575 | 1650 | 1730 | 1805 | 1880 | 1960 | 1235 | 1305 | 1375 |
| 231 DBLE LOUNGE CHAIR RECLINING BACK R-ARM | 41x62x33/40 | 1575 | 1650 | 1730 | 1805 | 1880 | 1960 | 1235 | 1305 | 1375 |
| 232 LOUNGE CHAIR RECLINING BACK LEFT ARM | 34x62x33/40 | 1460 | 1530 | 1600 | 1675 | 1745 | 1815 | 1160 | 1205 | 1250 |
| 233 LOUNGE CHAIR RECLINING BACK RIGHT ARM | 34x62x33/40 | 1460 | 1530 | 1600 | 1675 | 1745 | 1815 | 1160 | 1205 | 1250 |
| 234 SECTIONAL APT SOFA BUMPER LEFT | 96x40/44x33/40 | 2310 | 2440 | 2565 | 2695 | 2820 | 2950 | 1685 | 1765 | 1845 |

IBIZA

FEATURES:

- *Wall hugger power recliners with full footrest (manual n/a).
- Manual adjustable headrest on all items (2 on square corner & stationary on wedge).
- Seat cushions with shaped foam + 1" layer of memory foam on top; arm with memory foam.
- Stitching: Small thread in fabric & large flat thread in leather.
- Lounge chair reclining back items with "Push Back" mechanism; wall clearance 10".
- *Excludes 043 & 163 chairs: Wall clearance 16"

Note: 2 recliner seats separated by a corner can not be opened at the same time. No recliner seats beside #155 Small Square Corner.

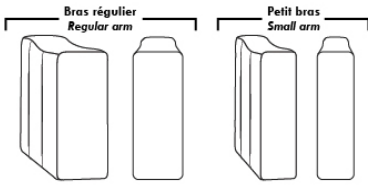
OPTIONS

- Battery Pack: Add \$125/ea.
- Motorized headrest: Add \$125 ea. (Motorized headrest N/A on stationary & lounge chair items).
- Choice of Large or Small 6" Arm: Leg on LARGE arm: LG103 wood or LG189 metal (Black or Chrome). SMALL Arm: LG08 wood or Metal: LG196 cyl. (Black or Chrome) or LG64 (sq). Specify colour.
- Seat Depth: 20" or *22". *22" seat depth N/A on chairs 043 & 163.
- 043 & 163 Chairs: with wood base, add \$165 (specify colour).

ACCESSORIES (n/a on small 6" arm)

- Grommet \$35 ea | Swivel tray & Wine Glass holder \$20 ea., Tablet holder \$40 & LED Lamp \$50.
- Metal Cup Holder: \$25 ea. (1 per arm/160/190 & 2 side by side on 159). Specify colour: Stainless, Black or Gold.
- *STORAGE items 159-160-190 with 2 USB/Electric outlets. *Must be used between 2 seats. Pieces are plain (without arm detail) & are not finished on the sides.

| Description | L x D x H | Leather | | | | | | Fabric | | |
|-------------------------------------|----------------|------------|-------------------------------|--|---|----------------------------------|--------------|--------|----------|------|
| | | 10 Pony | 20 Hugo Madras Softy | 30 Empire Fantasy Illusion Tucson Utah Vintage Yukon | 40 Diamond Elegance Princess Santiago Sensation Sunset Trina Victoria | 50 Bull Cassiope Dublin | 60 Caress | A | B COM | C |
| 235 SECTIONAL APT SOFA BUMPER RIGHT | 96x40/44x33/40 | 2310 | 2440 | 2565 | 2695 | 2820 | 2950 | 1685 | 1765 | 1845 |
| CONFIGURATIONS | | | | | | | | | | |
| A CONFIG (169-170) | 82X40X40 | 2960 | 3090 | 3220 | 3360 | 3490 | 3620 | 2430 | 2560 | 2690 |
| B CONFIG (169-171-174) | 113X62X40 | 4080 | 4270 | 4460 | 4660 | 4850 | 5040 | 3300 | 3485 | 3665 |
| C CONFIG (096-055-171-170) | 115X115X40 | 6010 | 6300 | 6590 | 6895 | 7185 | 7475 | 4775 | 5010 | 5240 |
| D CONFIG (169-171-235) | 115X96X40 | 4955 | 5195 | 5430 | 5675 | 5910 | 6150 | 3855 | 4050 | 4245 |
| J CONFIG (041-042) | 68X40X40 | 2810 | 2920 | 3030 | 3140 | 3250 | 3370 | 2330 | 2400 | 2470 |
| K CONFIG (041-071-005) | 92X62X40 | 3815 | 3970 | 4135 | 4290 | 4445 | 4605 | 3120 | 3245 | 3370 |
| L CONFIG (012-055-071-042) | 102X102X40 | 5670 | 5935 | 6205 | 6480 | 6745 | 7015 | 4555 | 4740 | 4915 |
| M CONFIG (041-071-024) | 102X89X40 | 4725 | 4960 | 5205 | 5440 | 5680 | 5920 | 3685 | 3850 | 4010 |



Spécifications | Specifications

Appui-tête levé / Headrest up
 Appui-tête baissé / Headrest down
 Complètement incliné / Fully reclined

(A) Hauteur complète 40" / Total Height
 (B) Hauteur appui-tête baissé 33" / Height headrest down
 (C) Hauteur du bras 26" / Arm Height
 (D) Hauteur du siège 19,5" / Seat height
 (E) Profondeur inclinée 65" / Depth fully reclined
 (F) Profondeur d'assise 20" ou/ou 22" / Seat depth
 (G) Profondeur appui-tête monté 36" / Depth with headrest up

Siège 30" de large | 30" Seat Width

80" 71" 71" 61"
 40" 095 096 097 021
 96" 82" 82"
 40" 234 167 168
 44"
 96" 82" 82"
 44" 235 223 224
 Allongé à rangement / Bumper with storage
 51" 41" 41" 31" 41" 41"
 40" 017 175 176 177 173 174
 42"/44" Profondeur Depth
 Incinable / Motion Dos inclinable / Push back
 51" 41" 41" 31" 41" 41"
 40" 165 169 170 171 230 231
 42"/44" Profondeur Depth
 Allongé à rangement / Bumper with storage
 52" 52" 52" 52"
 40" 178 179 221 222

Siège 23" de large | 23" Seat Width

66" 57" 57" 47"
 40" 002 012 061 009
 68" 68" 89" 89"
 40" 086 045 048 024
 44"
 68" 68"
 40" 186 187
 Allongé à rangement / Bumper with storage
 44" 34" 34" 24" 34" 34"
 40" 001 057 056 051 011 005
 42"/44" Profondeur Depth
 Incinable / Motion Dos inclinable / Push back Allongé à rangement / Bumper with storage
 44" 34" 34" 24" 34" 34"
 40" 044 041 042 071 232 233
 42"/44" Profondeur Depth
 45" 45"
 40" 088 089
 90" 81" 81" 71"
 40" 003 052 053 040

Autres | Others

Fauteuil berçant, pivotant et inclinable / **Swivel, rocking motion chair**
 N'est pas un mécanisme protège-mur / Not a wall hugger mechanism
 Dégagement mural: 16" / Wall clearance: 16"

Simple / Single Double
 30" H = 42" 33" H = 42"
 34" 043 19" 34" 163 22"

Centre rond / Wedge: 49" H = 33", 050
 Coin carré / Square corner: 44" H = 40", 055
 Petit coin carré / Small corner: 40" H = 40", 155
 Pouf à rangement / Storage ottoman: 30" H = 17", 124
 Rangement à angle / Wedge storage: 25" H = 22", 159
 Rangement droit / Straight storage: 10" H = 22", 160
 Petit rangement à angle / Small Wedge storage: 20" H = 22", 190

30" Populaires | Popular CONFIGURATIONS 23"

82" 113" 62"
 40" 169 170 169 171 174
 A B
 115" 115" 115"
 40" 169 171 096 055 171 170
 C
 68" 92" 102" 102"
 40" 041 042 041 071 005 012 055 071 042 041 071 024
 J K L M

Nos produits sont fabriqués à la main et des variations mineures peuvent survenir.
 Our product is hand-made and minor variations can occur.

JADE

LEG: Specify colour of legs LG8. / PLAIN FABRIC RECOMMENDED. / COMBO: Cover #2 on back only.

1x Removable head-rest included with motion skus 044, 041, 042 and 071.

Extra head-rest on non motion back; add \$125 per head-rest.

Specify REGULAR SEATING 21" or DEEP SEATING 22".

The following ITEMS are NOT AVAILABLE in DEEP SEATING: 018, 023, 046, 050, 055, 062, 063 & ALL MOTION skus 044-041-042 & 071.

OPTIONS:

Upholstery of seat cushions with feathers: Add \$60 per seat. *Bumper counts as 1 seat, skus 005-011-062 and 063 count as 2 seats each.

Sofa bed MATTRESS: Regular 4" thick mattress included. OPTIONAL mattresses:

- 4,5" thick mattress with coils and memory foam with gel: add \$100 or

- 5" thick mattress with high density foam and memory foam with gel: add \$150.

Motorized reclining mechanism with TOUCH-SENSOR button add \$125 per mechanism.

WIRELESS (Battery) motorized reclining mechanism add \$250 per mechanism.

N.B.: 2 reclining seats SEPARATED BY a WEDGE or SQUARE CORNER cannot be opened at the same time.

| Description | L x D x H | Leather | | | | | | Fabric | | |
|-------------------------------------|--------------|------------|-------------------------------|--|---|----------------------------------|--------------|--------|----------|------|
| | | 10 Pony | 20 Hugo Madras Softy | 30 Empire Fantasy Illusion Tucson Utah Vintage Yukon | 40 Diamond Elegance Princess Santiago Sensation Sunset Trina Victoria | 50 Bull Cassiope Dublin | 60 Caress | A | B COM | C |
| 001 CHAIR | 44X37X35 | 1045 | 1120 | 1210 | 1290 | 1365 | 1445 | 735 | 770 | 810 |
| 002 LOVESEAT | 67X37X35 | 1500 | 1605 | 1720 | 1825 | 1935 | 2030 | 1005 | 1065 | 1120 |
| 003 SOFA | 90X37X35 | 1855 | 1990 | 2125 | 2260 | 2390 | 2525 | 1295 | 1375 | 1455 |
| 005 LOUNGE CHAIR RIGHT ARM | 33.5X61X35 | 1225 | 1315 | 1405 | 1490 | 1570 | 1650 | 845 | 915 | 980 |
| 006 OTTOMAN | 25.5X25.5X19 | 470 | 515 | 545 | 575 | 610 | 645 | 395 | 405 | 415 |
| 009 ARMLESS LOVESEAT | 46X37X35 | 1160 | 1250 | 1355 | 1460 | 1560 | 1650 | 830 | 885 | 955 |
| 011 LOUNGE CHAIR LEFT ARM | 33.5X61X35 | 1225 | 1315 | 1405 | 1490 | 1570 | 1650 | 845 | 915 | 980 |
| 012 LOVESEAT LEFT ARM | 56.5X37X35 | 1325 | 1420 | 1530 | 1620 | 1730 | 1825 | 910 | 975 | 1030 |
| 018 ANGULAR LOVESEAT LEFT ARM | 70.5X51X35 | 1410 | 1515 | 1620 | 1735 | 1835 | 1950 | 985 | 1045 | 1105 |
| 023 ANGULAR LOVESEAT RIGHT ARM | 70.5X51X35 | 1410 | 1515 | 1620 | 1735 | 1835 | 1950 | 985 | 1045 | 1105 |
| 024 SECTIONAL LOVESEAT BUMPER RIGHT | 80X37X35 | 1545 | 1640 | 1760 | 1865 | 1975 | 2085 | 1030 | 1100 | 1160 |
| 040 ARMLESS SOFA | 69X37X35 | 1530 | 1650 | 1785 | 1935 | 2060 | 2195 | 1105 | 1195 | 1275 |
| 041 RECLINING CHAIR LEFT ARM | 33.5X37X35 | 1190 | 1250 | 1335 | 1410 | 1485 | 1555 | 960 | 1010 | 1070 |
| 042 RECLINING CHAIR RIGHT ARM | 33.5X37X35 | 1190 | 1250 | 1335 | 1410 | 1485 | 1555 | 960 | 1010 | 1070 |
| 044 RECLINER CHAIR | 44X37X35 | 1350 | 1430 | 1510 | 1575 | 1640 | 1730 | 1030 | 1095 | 1140 |
| 045 ARMLESS LOVESEAT BUMPER RIGHT | 66X37X35 | 1345 | 1455 | 1565 | 1670 | 1770 | 1880 | 925 | 990 | 1060 |
| 046 ARMLESS ANGULAR LOVESEAT | 60X51X35 | 1265 | 1365 | 1485 | 1580 | 1695 | 1785 | 895 | 965 | 1020 |
| 048 SECTIONAL LOVESEAT BUMPER LEFT | 80X37X35 | 1545 | 1640 | 1760 | 1865 | 1975 | 2085 | 1030 | 1100 | 1160 |
| 050 WEDGE | 48X48X35 | 1095 | 1165 | 1240 | 1320 | 1385 | 1460 | 825 | 865 | 915 |
| 051 ARMLESS CHAIR | 23X37X35 | 710 | 755 | 810 | 850 | 905 | 955 | 570 | 605 | 640 |
| 052 SOFA LEFT ARM | 79.5X37X35 | 1690 | 1820 | 1960 | 2090 | 2215 | 2345 | 1195 | 1275 | 1355 |
| 053 SOFA RIGHT ARM | 79.5X37X35 | 1690 | 1820 | 1960 | 2090 | 2215 | 2345 | 1195 | 1275 | 1355 |

JADE

LEG: Specify colour of legs LG8. / PLAIN FABRIC RECOMMENDED. / COMBO: Cover #2 on back only.

1x Removable head-rest included with motion skus 044, 041, 042 and 071.

Extra head-rest on non motion back; add \$125 per head-rest.

Specify REGULAR SEATING 21" or DEEP SEATING 22".

The following ITEMS are NOT AVAILABLE in DEEP SEATING: 018, 023, 046, 050, 055, 062, 063 & ALL MOTION skus 044-041-042 & 071.

OPTIONS:

Upholstery of seat cushions with feathers: Add \$60 per seat. *Bumper counts as 1 seat, skus 005-011-062 and 063 count as 2 seats each.

Sofa bed MATTRESS: Regular 4" thick mattress included. OPTIONAL mattresses:

- 4,5" thick mattress with coils and memory foam with gel: add \$100 or

- 5" thick mattress with high density foam and memory foam with gel: add \$150.

Motorized reclining mechanism with TOUCH-SENSOR button add \$125 per mechanism.

WIRELESS (Battery) motorized reclining mechanism add \$250 per mechanism.

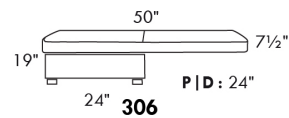
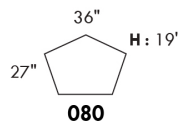
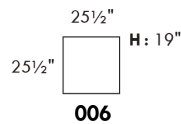
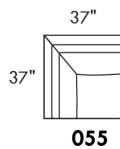
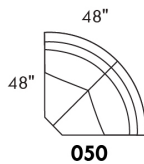
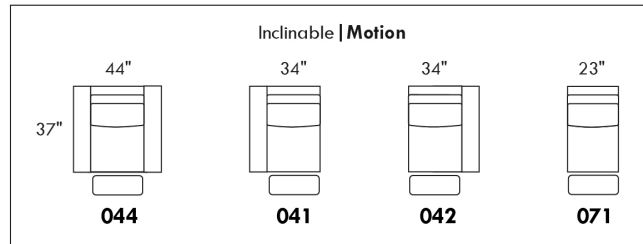
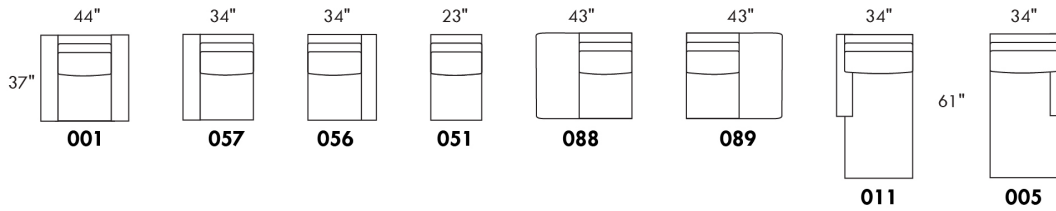
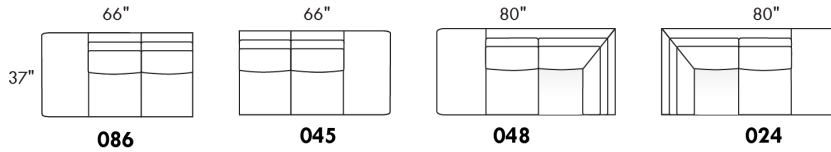
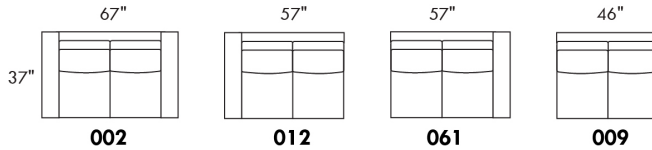
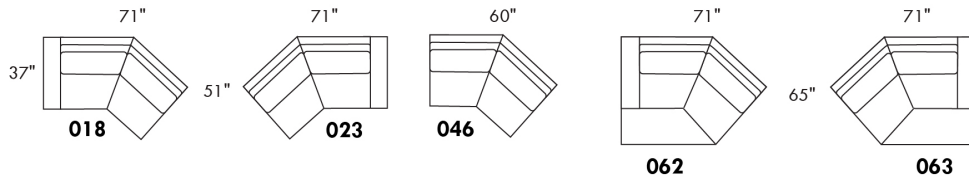
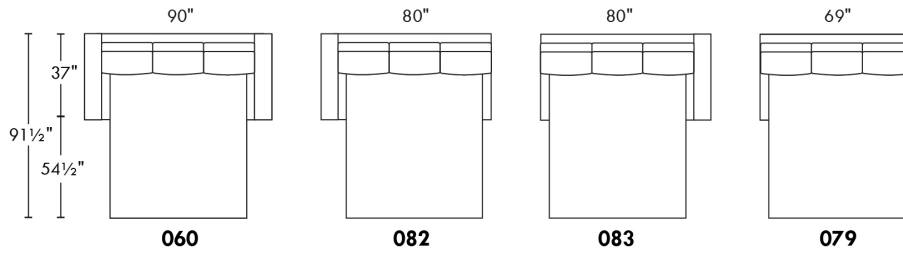
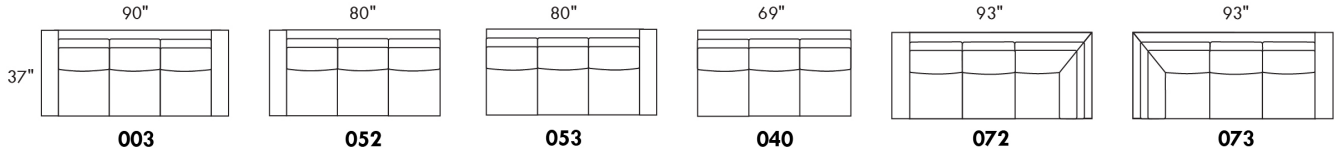
N.B.: 2 reclining seats SEPARATED BY a WEDGE or SQUARE CORNER cannot be opened at the same time.

| Description | L x D x H | Leather | | | | | | Fabric | | |
|----------------------------------|------------|------------|-------------------------------|---|---|----------------------------------|--------------|--------|----------|------|
| | | 10 Pony | 20 Hugo Madras Softy | 30 Empire Fantasy Illusion Tucson Utah Vintage Yukon | 40 Diamond Elegance Princess Santiago Sensation Sunset Trina Victoria | 50 Bull Cassiope Dublin | 60 Caress | A | B COM | C |
| 055 SQUARE CORNER | 37X37X35 | 1055 | 1120 | 1205 | 1275 | 1345 | 1420 | 780 | 835 | 885 |
| 056 CHAIR RIGHT ARM | 33.5X37X35 | 870 | 955 | 1020 | 1100 | 1170 | 1240 | 655 | 695 | 735 |
| 057 CHAIR LEFT ARM | 33.5X37X35 | 870 | 955 | 1020 | 1100 | 1170 | 1240 | 655 | 695 | 735 |
| 060 QUEEN SOFA BED | 90X37X35 | 2145 | 2280 | 2405 | 2545 | 2680 | 2810 | 1575 | 1665 | 1750 |
| 061 LOVESEAT RIGHT ARM | 56.5X37X35 | 1325 | 1420 | 1530 | 1620 | 1730 | 1825 | 910 | 975 | 1030 |
| 062 ANGLE CHAIR LEFT ARM | 70.5X65X35 | 1265 | 1340 | 1430 | 1510 | 1580 | 1665 | 875 | 945 | 985 |
| 063 ANGLE CHAIR RIGHT ARM | 70.5X65X35 | 1265 | 1340 | 1430 | 1510 | 1580 | 1665 | 875 | 945 | 985 |
| 071 ARMLESS RECLINING CHAIR | 23X37X35 | 1015 | 1065 | 1115 | 1165 | 1210 | 1250 | 870 | 910 | 950 |
| 072 SECTIONAL SOFA LEFT ARM | 93X37X35 | 1990 | 2120 | 2260 | 2390 | 2525 | 2645 | 1380 | 1465 | 1555 |
| 073 SECTIONAL SOFA RIGHT ARM | 93X37X35 | 1990 | 2120 | 2260 | 2390 | 2525 | 2645 | 1380 | 1465 | 1555 |
| 079 QUEEN SOFA BED NO ARM | 69X37X35 | 1815 | 1950 | 2085 | 2210 | 2340 | 2480 | 1395 | 1485 | 1565 |
| 080 ANGULAR OTTOMAN | 36X27X19 | 550 | 575 | 610 | 640 | 665 | 695 | 450 | 460 | 475 |
| 082 QUEEN SOFA BED LEFT ARM | 79.5X37X35 | 1965 | 2095 | 2230 | 2360 | 2495 | 2620 | 1490 | 1565 | 1635 |
| 083 QUEEN SOFA BED RIGHT ARM | 79.5X37X35 | 1965 | 2095 | 2230 | 2360 | 2495 | 2620 | 1490 | 1565 | 1635 |
| 086 ARMLESS LOVESEAT BUMPER LEFT | 66X37X35 | 1345 | 1455 | 1565 | 1670 | 1770 | 1880 | 925 | 990 | 1060 |
| 088 ARMLESS CHAIR BUMPER LEFT | 43X37X35 | 895 | 975 | 1060 | 1135 | 1215 | 1295 | 670 | 725 | 775 |
| 089 ARMLESS CHAIR BUMPER RIGHT | 43X37X35 | 895 | 975 | 1060 | 1135 | 1215 | 1295 | 670 | 725 | 775 |
| 306 OTTOMAN WITH LOUNGE CUSHION | 24X24X19 | 565 | 605 | 655 | 695 | 735 | 770 | 455 | 480 | 520 |

JADE



Hauteur complète 35" | Hauteur de siège 19" | Profondeur d'assise 21"/22"
 Total Height 35" | Seat Height 19" | Seat Depth 21"/22"



www.jaymar.ca

Toutes les dimensions indiquées sont au pouce près. Nos produits sont fabriqués à la main et des variations mineures peuvent survenir.
 All dimensions indicated are to the nearest inch. Our product is hand-made and minor variations can occur.



JAMES

Features: Adjustable headrest included with all items (2 on square corner). Stitching: Small thread in fabric & large flat thread in leather. Memory foam in seat cushions. Lounge Chair Reclining Back items with "Push Back" mechanism.
SECT'L or HT Configs: To have 1 ARM between 2 seats, USE arm items #138 or #147. These items MAY NOT be used to START or END a row.

OPTIONS - Provide SKETCH of your config:

Small 6" Arm at same price.

Leg on LARGE arm: LG189 metal (Black or Chrome) or LG103 wood. SMALL arm: L64 metal or LG08 wood (specify colour).

Table (154): Specify colour of wood table top.

043 & 163 Chairs: with wood base, add \$165 (specify color).

Accessories: Anchorage \$35 ea | Swivel tray & Wine Glass holder \$20 ea / Tablet holder \$40 & LED Lamp \$50.

Cupholder (N/A on Small 6" Arm): On MANUAL items: Large black cupholder \$25/ea. On MOTORIZED items: LED Cupholder (Black) with recliner control & LED lighting at base of chair add \$50/cupholder. If no cupholder with control, tactile boutons will be installed.

PREMIUM Option (avail. only with MOTORIZED option): Full footrest + upholstered seat cushions with shaped foam & 1" layer of memory foam on entire set (on stationary & recliner seats); ADD \$30/seat. Bumper section counts as 1 seat & lounge chairs as 2 seats.

Motorized reclining mechanism add \$125/mec. For Battery Pack add \$250.

NB: 2 recliner seats SEPARATED by a SQUARE CORNER or TABLE cannot be opened at the same time.

| Description | L x D x H | Leather | | | | | | Fabric | | |
|-------------------------------------|----------------|------------|-------------------------------|--|---|----------------------------------|--------------|--------|----------|------|
| | | 10 Pony | 20 Hugo Madras Softy | 30 Empire Fantasy Illusion Tucson Utah Vintage Yukon | 40 Diamond Elegance Princess Santiago Sensation Sunset Trina Victoria | 50 Bull Cassiope Dublin | 60 Caress | A | B COM | C |
| 001 CHAIR | 44x40x30/39 | 1335 | 1415 | 1500 | 1575 | 1650 | 1740 | 1030 | 1080 | 1115 |
| 002 LOVESEAT | 67x40x30/39 | 1900 | 2005 | 2110 | 2210 | 2310 | 2400 | 1485 | 1540 | 1600 |
| 003 SOFA | 91x40x30/39 | 2290 | 2405 | 2545 | 2670 | 2800 | 2920 | 1770 | 1850 | 1945 |
| 005 LOUNGE CHAIR RIGHT ARM | 34x62x30/39 | 1205 | 1265 | 1330 | 1385 | 1445 | 1510 | 920 | 975 | 1020 |
| 009 ARMLESS LOVESEAT | 47x40x30/39 | 1350 | 1415 | 1485 | 1540 | 1600 | 1650 | 1025 | 1095 | 1155 |
| 011 LOUNGE CHAIR LEFT ARM | 34x62x30/39 | 1205 | 1265 | 1330 | 1385 | 1445 | 1510 | 920 | 975 | 1020 |
| 012 LOVESEAT LEFT ARM | 57x40x30/39 | 1615 | 1700 | 1775 | 1855 | 1950 | 2015 | 1235 | 1295 | 1350 |
| 017 DOUBLE CHAIR | 51x40x30/39 | 1410 | 1495 | 1580 | 1670 | 1755 | 1840 | 1095 | 1140 | 1200 |
| 021 APARTMENT SOFA NO ARM | 61x40x30/39 | 1540 | 1615 | 1710 | 1775 | 1855 | 1950 | 1165 | 1235 | 1315 |
| 024 SECTIONAL LOVESEAT BUMPER RIGHT | 89x40/44x30/39 | 2125 | 2260 | 2395 | 2530 | 2660 | 2800 | 1510 | 1580 | 1665 |
| 040 ARMLESS SOFA | 71x40x30/39 | 1740 | 1825 | 1905 | 1995 | 2090 | 2175 | 1330 | 1410 | 1490 |
| 041 RECLINING CHAIR LEFT ARM | 34x40x30/39 | 1170 | 1230 | 1295 | 1350 | 1415 | 1470 | 945 | 975 | 1010 |
| 042 RECLINING CHAIR RIGHT ARM | 34x40x30/39 | 1170 | 1230 | 1295 | 1350 | 1415 | 1470 | 945 | 975 | 1010 |
| 043 SWIVEL ROCKING RECLINING CHAIR | 30x34x42" | 1475 | 1555 | 1645 | 1740 | 1820 | 1900 | 1180 | 1215 | 1250 |
| 044 RECLINER CHAIR | 44x40x30/39 | 1460 | 1540 | 1620 | 1710 | 1775 | 1855 | 1170 | 1210 | 1245 |
| 045 ARMLESS LOVESEAT BUMPER RIGHT | 68x40x30/39 | 1580 | 1670 | 1760 | 1845 | 1945 | 2015 | 1205 | 1265 | 1325 |
| 048 SECTIONAL LOVESEAT BUMPER LEFT | 89x40/44x30/39 | 2125 | 2260 | 2395 | 2530 | 2660 | 2800 | 1510 | 1580 | 1665 |
| 051 ARMLESS CHAIR | 24x40x30/39 | 780 | 825 | 865 | 910 | 955 | 985 | 585 | 630 | 670 |
| 052 SOFA LEFT ARM | 81x40x30/39 | 2005 | 2110 | 2220 | 2330 | 2435 | 2535 | 1540 | 1615 | 1700 |



JAMES

Features: Adjustable headrest included with all items (2 on square corner). Stitching: Small thread in fabric & large flat thread in leather. Memory foam in seat cushions. Lounge Chair Reclining Back items with "Push Back" mechanism.
SECT'L or HT Configs: To have 1 ARM between 2 seats, USE arm items #138 or #147. These items MAY NOT be used to START or END a row.

OPTIONS - Provide SKETCH of your config:

Small 6" Arm at same price.

Leg on LARGE arm: LG189 metal (Black or Chrome) or LG103 wood. SMALL arm: L64 metal or LG08 wood (specify colour).

Table (154): Specify colour of wood table top.

043 & 163 Chairs: with wood base, add \$165 (specify color).

Accessories: Anchorage \$35 ea | Swivel tray & Wine Glass holder \$20 ea / Tablet holder \$40 & LED Lamp \$50.

Cupholder (N/A on Small 6" Arm): On MANUAL items: Large black cupholder \$25/ea. On MOTORIZED items: LED Cupholder (Black) with recliner control & LED lighting at base of chair add \$50/cupholder. If no cupholder with control, tactile boutons will be installed.

PREMIUM Option (avail. only with MOTORIZED option): Full footrest + upholstered seat cushions with shaped foam & 1" layer of memory foam on entire set (on stationary & recliner seats); ADD \$30/seat. Bumper section counts as 1 seat & lounge chairs as 2 seats.

Motorized reclining mechanism add \$125/mec. For Battery Pack add \$250.

NB: 2 recliner seats SEPARATED by a SQUARE CORNER or TABLE cannot be opened at the same time.

| Description | L x D x H | Leather | | | | | | Fabric | | |
|--|--------------|---------|----------------------|--|---|-------------------------|-----------|--------|-------|------|
| | | 10 Pony | 20 Hugo Madras Softy | 30 Empire Fantasy Illusion Tucson Utah Vintage Yukon | 40 Diamond Elegance Princess Santiago Sensation Sunset Trina Victoria | 50 Bull Cassiope Dublin | 60 Caress | A | B COM | C |
| 053 SOFA RIGHT ARM | 81x40x30/39 | 2005 | 2110 | 2220 | 2330 | 2435 | 2535 | 1540 | 1615 | 1700 |
| 055 SQUARE CORNER | 44x44x30/39 | 1405 | 1485 | 1565 | 1635 | 1730 | 1805 | 1080 | 1120 | 1170 |
| 056 CHAIR RIGHT ARM | 34x40x30/39 | 1045 | 1105 | 1170 | 1230 | 1290 | 1345 | 800 | 840 | 875 |
| 057 CHAIR LEFT ARM | 34x40x30/39 | 1045 | 1105 | 1170 | 1230 | 1290 | 1345 | 800 | 840 | 875 |
| 061 LOVESEAT RIGHT ARM | 57x40x30/39 | 1615 | 1700 | 1775 | 1855 | 1950 | 2015 | 1235 | 1295 | 1350 |
| 071 ARMLESS RECLINING CHAIR | 24x40x30/39 | 895 | 945 | 980 | 1015 | 1060 | 1100 | 725 | 775 | 830 |
| 086 ARMLESS LOVESEAT BUMPER LEFT | 68x40x30/39 | 1580 | 1670 | 1760 | 1845 | 1945 | 2015 | 1205 | 1265 | 1325 |
| 088 ARMLESS CHAIR BUMPER LEFT | 45x40x30/39 | 1010 | 1080 | 1155 | 1215 | 1285 | 1345 | 765 | 800 | 840 |
| 089 ARMLESS CHAIR BUMPER RIGHT | 45x40x30/39 | 1010 | 1080 | 1155 | 1215 | 1285 | 1345 | 765 | 800 | 840 |
| 095 APARTMENT SOFA | 81x40x30/39 | 2095 | 2210 | 2335 | 2450 | 2570 | 2700 | 1610 | 1690 | 1755 |
| 096 APARTMENT SOFA LEFT ARM | 71x40x30/39 | 1805 | 1895 | 2005 | 2105 | 2205 | 2305 | 1375 | 1445 | 1520 |
| 097 APARTMENT SOFA RIGHT ARM | 71x40x30/39 | 1805 | 1895 | 2005 | 2105 | 2205 | 2305 | 1375 | 1445 | 1520 |
| 124 STORAGE OTTOMAN | 30x22x17 | 530 | 550 | 580 | 610 | 640 | 665 | 445 | 455 | 470 |
| 138 STRAIGHT ARM | 7x40x23 | 250 | 275 | 310 | 335 | 365 | 395 | 190 | 215 | 235 |
| 147 WEDGE ARM | 7/16.5x40x23 | 310 | 335 | 370 | 400 | 420 | 445 | 235 | 250 | 265 |
| 154 UPHOLSTERED ANGULAR TABLE | 7/34x32.5x19 | 450 | 475 | 520 | 540 | 565 | 585 | 385 | 400 | 410 |
| 163 DBL SWIVEL ROCKING RECLINER CHAIR | 33 x 34 x 42 | 1510 | 1605 | 1695 | 1770 | 1865 | 1955 | 1185 | 1220 | 1255 |
| 165 DOUBLE RECLINING CHAIR | 51x40x30/39 | 1540 | 1620 | 1720 | 1805 | 1885 | 1975 | 1225 | 1275 | 1330 |
| 167 APARTMENT SOFA NO ARM BUMPER LEFT | 82x40x30/39 | 1765 | 1875 | 1985 | 2095 | 2200 | 2305 | 1340 | 1415 | 1490 |
| 168 APARTMENT SOFA NO ARM BUMPER RIGHT | 82x40x30/39 | 1765 | 1875 | 1985 | 2095 | 2200 | 2305 | 1340 | 1415 | 1490 |



JAMES

Features: Adjustable headrest included with all items (2 on square corner). Stitching: Small thread in fabric & large flat thread in leather. Memory foam in seat cushions. Lounge Chair Reclining Back items with "Push Back" mechanism.
SECT'L or HT Configs: To have 1 ARM between 2 seats, USE arm items #138 or #147. These items MAY NOT be used to START or END a row.

OPTIONS - Provide SKETCH of your config:

Small 6" Arm at same price.

Leg on LARGE arm: LG189 metal (Black or Chrome) or LG103 wood. SMALL arm: L64 metal or LG08 wood (specify colour).

Table (154): Specify colour of wood table top.

043 & 163 Chairs: with wood base, add \$165 (specify color).

Accessories: Anchorage \$35 ea | Swivel tray & Wine Glass holder \$20 ea / Tablet holder \$40 & LED Lamp \$50.

Cupholder (N/A on Small 6" Arm): On MANUAL items: Large black cupholder \$25/ea. On MOTORIZED items: LED Cupholder (Black) with recliner control & LED lighting at base of chair add \$50/cupholder. If no cupholder with control, tactile boutons will be installed.

PREMIUM Option (avail. only with MOTORIZED option): Full footrest + upholstered seat cushions with shaped foam & 1" layer of memory foam on entire set (on stationary & recliner seats); ADD \$30/seat. Bumper section counts as 1 seat & lounge chairs as 2 seats.

Motorized reclining mechanism add \$125/mec. For Battery Pack add \$250.

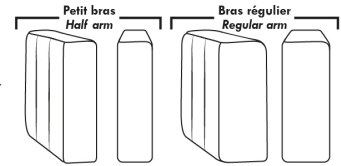
NB: 2 recliner seats SEPARATED by a SQUARE CORNER or TABLE cannot be opened at the same time.

| Description | L x D x H | Leather | | | | | | Fabric | | |
|--|----------------|------------|-------------------------------|--|---|----------------------------------|--------------|--------|----------|------|
| | | 10 Pony | 20 Hugo Madras Softy | 30 Empire Fantasy Illusion Tucson Utah Vintage Yukon | 40 Diamond Elegance Princess Santiago Sensation Sunset Trina Victoria | 50 Bull Cassiope Dublin | 60 Caress | A | B COM | C |
| 169 DOUBLE RECLINING CHAIR LEFT ARM | 41x40x30/39 | 1245 | 1320 | 1385 | 1455 | 1520 | 1580 | 985 | 1030 | 1095 |
| 170 DOUBLE RECLINING CHAIR RIGHT ARM | 41x40x30/39 | 1245 | 1320 | 1385 | 1455 | 1520 | 1580 | 985 | 1030 | 1095 |
| 171 ARMLESS DOUBLE RECLINING CHAIR | 31x40x30/39 | 985 | 1030 | 1100 | 1155 | 1205 | 1250 | 775 | 825 | 865 |
| 173 DOUBLE LOUNGE CHAIR LEFT ARM | 41x62x30/39 | 1320 | 1395 | 1485 | 1560 | 1630 | 1720 | 1005 | 1070 | 1135 |
| 174 DOUBLE LOUNGE CHAIR RIGHT ARM | 41x62x30/39 | 1320 | 1395 | 1485 | 1560 | 1630 | 1720 | 1005 | 1070 | 1135 |
| 175 DOUBLE CHAIR LEFT ARM | 41x40x30/39 | 1115 | 1190 | 1250 | 1325 | 1385 | 1455 | 850 | 910 | 965 |
| 176 DOUBLE CHAIR RIGHT ARM | 41x40x30/39 | 1115 | 1190 | 1250 | 1325 | 1385 | 1455 | 850 | 910 | 965 |
| 177 ARMLESS DOUBLE CHAIR | 31x40x30/39 | 850 | 910 | 970 | 1015 | 1070 | 1120 | 645 | 695 | 740 |
| 178 ARMLESS DOUBLE CHAIR BUMPER LEFT | 52x40x30/39 | 1090 | 1160 | 1235 | 1315 | 1380 | 1455 | 830 | 875 | 945 |
| 179 ARMLESS DOUBLE CHAIR BUMPER RIGHT | 52x40x30/39 | 1090 | 1160 | 1235 | 1315 | 1380 | 1455 | 830 | 875 | 945 |
| 230 DBLE LOUNGE CHAIR RECLINING BACK L-ARM | 41x62x30/39 | 1445 | 1530 | 1610 | 1695 | 1765 | 1845 | 1115 | 1190 | 1245 |
| 231 DBLE LOUNGE CHAIR RECLINING BACK R-ARM | 41x62x30/39 | 1445 | 1530 | 1610 | 1695 | 1765 | 1845 | 1115 | 1190 | 1245 |
| 232 LOUNGE CHAIR RECLINING BACK LEFT ARM | 34x62x30/39 | 1340 | 1405 | 1465 | 1530 | 1580 | 1635 | 1025 | 1090 | 1135 |
| 233 LOUNGE CHAIR RECLINING BACK RIGHT ARM | 34x62x30/39 | 1340 | 1405 | 1465 | 1530 | 1580 | 1635 | 1025 | 1090 | 1135 |
| 234 SECTIONAL APT SOFA BUMPER LEFT | 96x40/44x30/39 | 2205 | 2335 | 2480 | 2605 | 2740 | 2870 | 1570 | 1665 | 1755 |
| 235 SECTIONAL APT SOFA BUMPER RIGHT | 96x40/44x30/39 | 2205 | 2335 | 2480 | 2605 | 2740 | 2870 | 1570 | 1665 | 1755 |
| CONFIGURATIONS | | | | | | | | | | |
| A CONFIG. (169-177-174) | 113X62X30/39 | 3415 | 3625 | 3840 | 4030 | 4220 | 4420 | 2635 | 2795 | 2970 |
| B CONFIG. (096-055-177-170) | 115X116X30/39 | 5305 | 5610 | 5925 | 6210 | 6525 | 6810 | 4085 | 4290 | 4525 |
| C CONFIG. (173-177-055-179) | 116X96X30/39 | 4665 | 4950 | 5255 | 5525 | 5810 | 6100 | 3560 | 3760 | 3990 |

CDN Price List

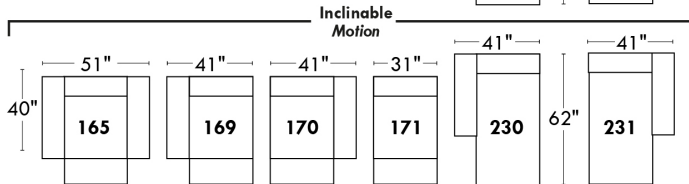
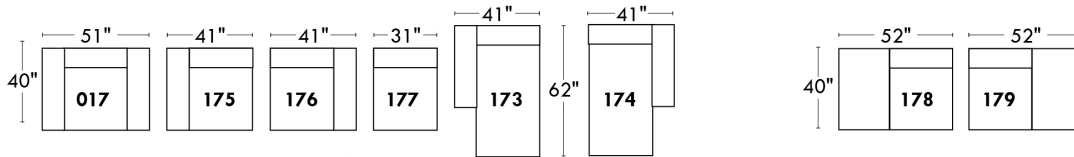
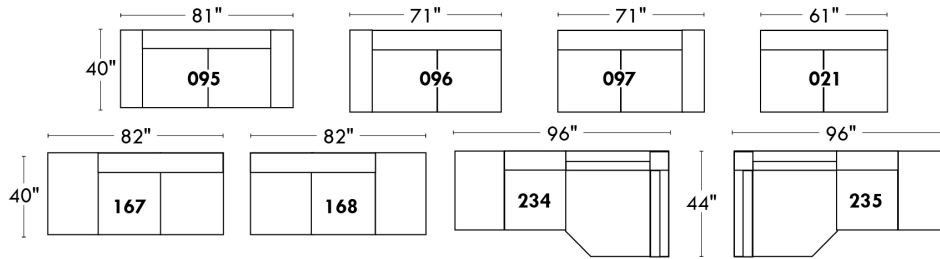
JAMES

| Description | L x D x H | Leather | | | | | | Fabric | | |
|-------------------------------------|---------------|------------|-------------------------------|--|---|----------------------------------|--------------|--------|----------|------|
| | | 10 Pony | 20 Hugo Madras Softy | 30 Empire Fantasy Illusion Tucson Utah Vintage Yukon | 40 Diamond Elegance Princess Santiago Sensation Sunset Trina Victoria | 50 Bull Cassiope Dublin | 60 Caress | A | B COM | C |
| D CONFIG. (169-147-170) | 98X45X30/39 | 2800 | 2975 | 3140 | 3310 | 3460 | 3605 | 2205 | 2310 | 2455 |
| E CONFIG. (169-138-171-171-138-170) | 158X40X30/39 | 4960 | 5250 | 5590 | 5890 | 6180 | 6450 | 3900 | 4140 | 4390 |
| F CONFIG. (169-147-021-147-170) | 175X51X30/39 | 4650 | 4925 | 5220 | 5485 | 5735 | 6000 | 3605 | 3795 | 4035 |
| G CONFIG. (011-009-005) | 115X62X30/39 | 3760 | 3945 | 4145 | 4310 | 4490 | 4670 | 2865 | 3045 | 3195 |
| H CONFIG. (041-071-055-061) | 102X101X30/39 | 5085 | 5360 | 5615 | 5855 | 6155 | 6390 | 3985 | 4165 | 4360 |
| I CONFIG. (041-061) | 91X40X30/39 | 2785 | 2930 | 3070 | 3205 | 3365 | 3485 | 2180 | 2270 | 2360 |
| J CONFIG. (057-042) | 68X40X30/39 | 2215 | 2335 | 2465 | 2580 | 2705 | 2815 | 1745 | 1815 | 1885 |
| K CONFIG. (041-147-071-147-042) | 123X49X30/39 | 3855 | 4075 | 4310 | 4515 | 4730 | 4930 | 3085 | 3225 | 3380 |
| L CONFIG. (041-147-071-071-147-042) | 147X49X30/39 | 4750 | 5020 | 5290 | 5530 | 5790 | 6030 | 3810 | 4000 | 4210 |
| M CONFIG. (232-147-071-071-147-233) | 147X77X 30/39 | 5090 | 5370 | 5630 | 5890 | 6120 | 6360 | 3970 | 4230 | 4460 |

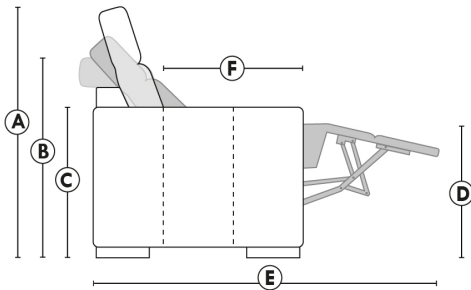


LINEA 30

Siège 30" de large | 30" Seat Width



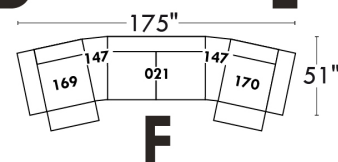
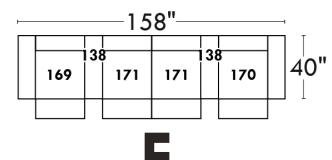
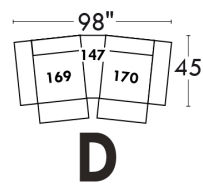
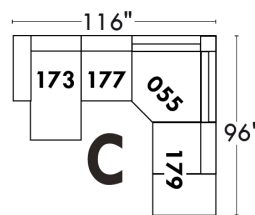
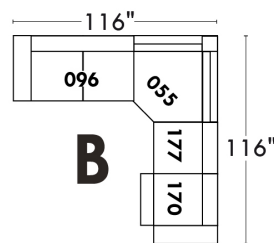
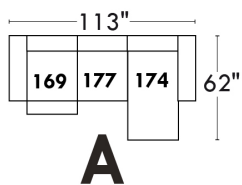
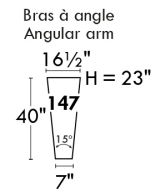
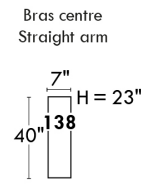
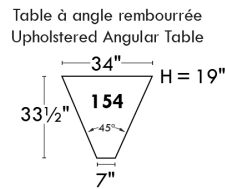
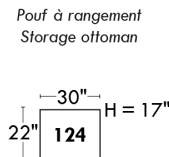
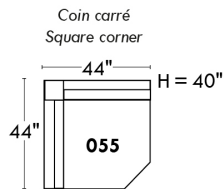
Spécifications | Specifications

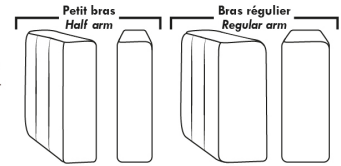


- Appui-tête levé / Headrest up
- Appui-tête baissé / Headrest down
- Complètement incliné / Fully reclined

- (A) Hauteur complète 39" Total Height
- (B) Hauteur appui-tête baissé 30" Height headrest down
- (C) Hauteur du bras 24" Arm Height
- (D) Hauteur du siège 19,5" Seat height
- (E) Profondeur incliné 63" Depth fully reclined
- (F) Profondeur d'assise 20" Seat depth

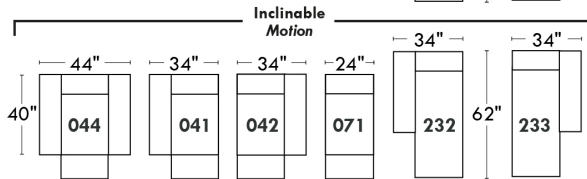
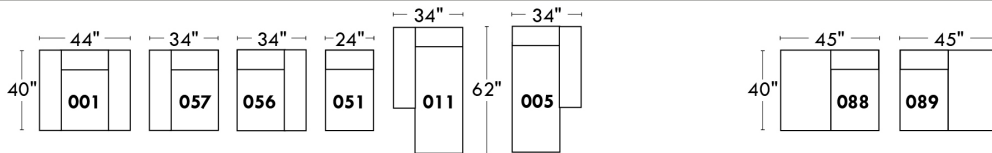
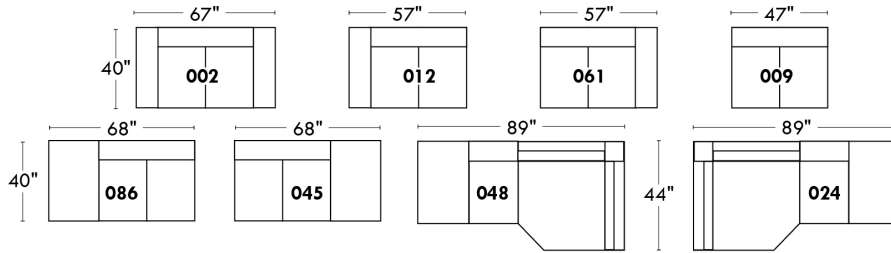
Autres | Others



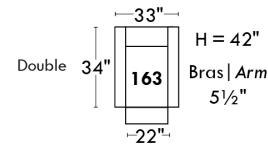
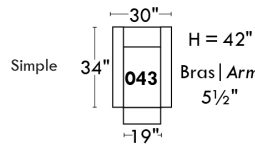


LINEA 30

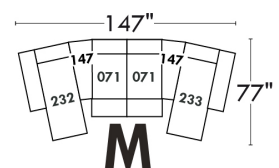
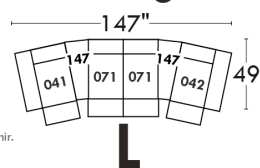
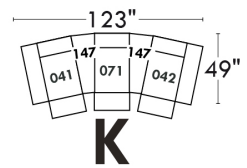
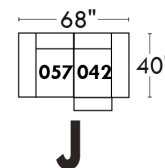
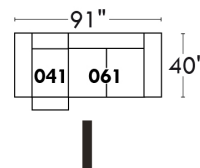
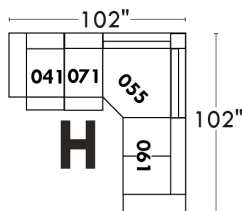
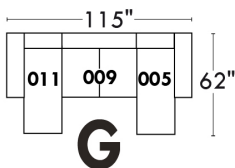
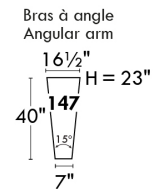
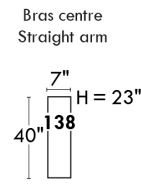
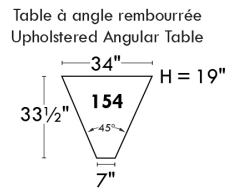
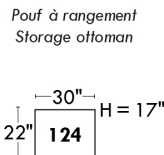
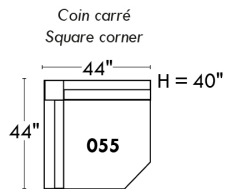
Siège 23" de large | 23" Seat Width



Fauteuil berçant, pivotant et inclinable
Swivel rocking motion chair



Autres | Others



www.jaymar.ca

Toutes les dimensions indiquées sont au pouce près. Nos produits sont fabriqués à la main et des variations mineures peuvent survenir.
 All dimensions indicated are to the nearest inch. Our product is hand-made and minor variations can occur.



JESSE

Features: Adjustable headrest included (2 on square corner). Stitching: Small thread in fabric and large flat thread in leather. Memory foam in seat cushions. Lounge chair reclining back items with "Push Back" mechanism. Chairs #043 & #163: Have NO METAL BAR on arm.
SECT'L or HT Configs: To have 1 ARM between 2 SEATS, you MUST USE arm items #138 or #147. These items MAY NOT be used to START or END a row.

OPTIONS - Provide SKETCH of your config.:

Leg: LG189 metal (Black or Chrome) or LG103 wood (specify colour). | Table (154): Specify colour of wood table top.

043 & 163 chairs: with wood base add \$165.

Accessories: Anchorage \$35 ea | Swivel tray & Wine Glass holder \$20 ea. / Tablet holder \$40 & LED Lamp \$50.

Cupholders: On MANUAL items: Large black cupholder \$25/ea. On MOTORIZED items: LED Cupholder (Black) with recliner control & LED lighting at base of chair add \$50/ea. If NO cupholder with control, tactile boutons will be installed.

PREMIUM Option (avail. only with MOTORIZED option): Full footrest + upholstered seat cushions with shaped foam & 1" layer of memory foam on entire set (on stationary & recliner seats); ADD \$30/seat. Bumper section counts as 1 seat & lounge chairs as 2 seats.

Motorized reclining mechanism add \$125/mech. For WIRELESS (Battery) add \$250.

NB: 2 recliner seats SEPARATED by a sq. corner or table cannot be opened at the same time.

| Description | L x D x H | Leather | | | | | | Fabric | | |
|-------------------------------------|----------------|------------|-------------------------------|--|---|----------------------------------|--------------|--------|----------|------|
| | | 10 Pony | 20 Hugo Madras Softy | 30 Empire Fantasy Illusion Tucson Utah Vintage Yukon | 40 Diamond Elegance Princess Santiago Sensation Sunset Trina Victoria | 50 Bull Cassiope Dublin | 60 Caress | A | B COM | C |
| 001 CHAIR | 44X40X30/39 | 1355 | 1440 | 1530 | 1605 | 1690 | 1760 | 1065 | 1105 | 1140 |
| 002 LOVESEAT | 67X40X30/39 | 1945 | 2030 | 2140 | 2235 | 2335 | 2435 | 1510 | 1565 | 1620 |
| 003 SOFA | 91X40X30/39 | 2325 | 2445 | 2580 | 2710 | 2830 | 2955 | 1805 | 1880 | 1965 |
| 005 LOUNGE CHAIR RIGHT ARM | 34X62X30/39 | 1230 | 1290 | 1350 | 1415 | 1470 | 1535 | 955 | 1000 | 1055 |
| 009 ARMLESS LOVESEAT | 47X40X30/39 | 1350 | 1415 | 1485 | 1540 | 1600 | 1650 | 1025 | 1095 | 1155 |
| 011 LOUNGE CHAIR LEFT ARM | 34X62X30/39 | 1230 | 1290 | 1350 | 1415 | 1470 | 1535 | 955 | 1000 | 1055 |
| 012 LOVESEAT LEFT ARM | 57X40X30/39 | 1640 | 1735 | 1820 | 1890 | 1975 | 2050 | 1270 | 1330 | 1385 |
| 017 DOUBLE CHAIR | 51X40X30/39 | 1435 | 1520 | 1610 | 1700 | 1775 | 1865 | 1115 | 1170 | 1225 |
| 021 APARTMENT SOFA NO ARM | 61X40X30/39 | 1540 | 1615 | 1710 | 1775 | 1855 | 1950 | 1165 | 1235 | 1315 |
| 024 SECTIONAL LOVESEAT BUMPER RIGHT | 89x40/44x30/39 | 2125 | 2260 | 2395 | 2530 | 2660 | 2800 | 1510 | 1580 | 1665 |
| 040 ARMLESS SOFA | 71X40X30/39 | 1740 | 1825 | 1905 | 1995 | 2090 | 2175 | 1330 | 1410 | 1490 |
| 041 RECLINING CHAIR LEFT ARM | 34X40X30/39 | 1200 | 1250 | 1325 | 1380 | 1440 | 1500 | 965 | 1000 | 1030 |
| 042 RECLINING CHAIR RIGHT ARM | 34X40X30/39 | 1200 | 1250 | 1325 | 1380 | 1440 | 1500 | 965 | 1000 | 1030 |
| 043 SWIVEL ROCKING RECLINING CHAIR | 30 x 34 x 42 | 1475 | 1555 | 1645 | 1740 | 1820 | 1900 | 1180 | 1215 | 1250 |
| 044 RECLINER CHAIR | 44X40X30/39 | 1490 | 1565 | 1640 | 1735 | 1815 | 1885 | 1200 | 1235 | 1275 |
| 045 ARMLESS LOVESEAT BUMPER RIGHT | 68X40X30/39 | 1580 | 1670 | 1760 | 1845 | 1945 | 2015 | 1205 | 1265 | 1325 |
| 048 SECTIONAL LOVESEAT BUMPER LEFT | 89x40/44x30/39 | 2125 | 2260 | 2395 | 2530 | 2660 | 2800 | 1510 | 1580 | 1665 |
| 051 ARMLESS CHAIR | 24X40X30/39 | 780 | 825 | 865 | 910 | 955 | 985 | 585 | 630 | 670 |
| 052 SOFA LEFT ARM | 81X40X30/39 | 2030 | 2140 | 2250 | 2350 | 2460 | 2565 | 1565 | 1635 | 1730 |
| 053 SOFA RIGHT ARM | 81X40X30/39 | 2030 | 2140 | 2250 | 2350 | 2460 | 2565 | 1565 | 1635 | 1730 |



JESSE

Features: Adjustable headrest included (2 on square corner). Stitching: Small thread in fabric and large flat thread in leather. Memory foam in seat cushions. Lounge chair reclining back items with "Push Back" mechanism. Chairs #043 & #163: Have NO METAL BAR on arm. SECT'L or HT Configs: To have 1 ARM between 2 SEATS, you MUST USE arm items #138 or #147. These items MAY NOT be used to START or END a row.

OPTIONS - Provide SKETCH of your config.:

Leg: LG189 metal (Black or Chrome) or LG103 wood (specify colour). | Table (154): Specify colour of wood table top.

043 & 163 chairs: with wood base add \$165.

Accessories: Anchorage \$35 ea | Swivel tray & Wine Glass holder \$20 ea. / Tablet holder \$40 & LED Lamp \$50.

Cupholders: On MANUAL items: Large black cupholder \$25/ea. On MOTORIZED items: LED Cupholder (Black) with recliner control & LED lighting at base of chair add \$50/ea. If NO cupholder with control, tactile boutons will be installed.

PREMIUM Option (avail. only with MOTORIZED option): Full footrest + upholstered seat cushions with shaped foam & 1" layer of memory foam on entire set (on stationary & recliner seats); ADD \$30/seat. Bumper section counts as 1 seat & lounge chairs as 2 seats.

Motorized reclining mechanism add \$125/mech. For WIRELESS (Battery) add \$250.

NB: 2 recliner seats SEPARATED by a sq. corner or table cannot be opened at the same time.

| Description | L x D x H | Leather | | | | | | Fabric | | |
|--|--------------|------------|-------------------------------|--|---|----------------------------------|--------------|--------|----------|------|
| | | 10 Pony | 20 Hugo Madras Softy | 30 Empire Fantasy Illusion Tucson Utah Vintage Yukon | 40 Diamond Elegance Princess Santiago Sensation Sunset Trina Victoria | 50 Bull Cassiope Dublin | 60 Caress | A | B COM | C |
| 055 SQUARE CORNER | 44X44X30/39 | 1405 | 1485 | 1565 | 1635 | 1730 | 1805 | 1080 | 1120 | 1170 |
| 056 CHAIR RIGHT ARM | 34X40X30/39 | 1070 | 1130 | 1200 | 1250 | 1320 | 1375 | 830 | 865 | 910 |
| 057 CHAIR LEFT ARM | 34X40X30/39 | 1070 | 1130 | 1200 | 1250 | 1320 | 1375 | 830 | 865 | 910 |
| 061 LOVESEAT RIGHT ARM | 57X40X30/39 | 1640 | 1735 | 1820 | 1890 | 1975 | 2050 | 1270 | 1330 | 1385 |
| 071 ARMLESS RECLINING CHAIR | 24X40X30/39 | 910 | 955 | 990 | 1025 | 1070 | 1110 | 725 | 775 | 830 |
| 086 ARMLESS LOVESEAT BUMPER LEFT | 68X40X30/39 | 1580 | 1670 | 1760 | 1845 | 1945 | 2015 | 1205 | 1265 | 1325 |
| 088 ARMLESS CHAIR BUMPER LEFT | 45X40X30/39 | 1010 | 1080 | 1155 | 1215 | 1285 | 1345 | 765 | 800 | 840 |
| 089 ARMLESS CHAIR BUMPER RIGHT | 45X40X30/39 | 1010 | 1080 | 1155 | 1215 | 1285 | 1345 | 765 | 800 | 840 |
| 095 APARTMENT SOFA | 81X40X30/39 | 2115 | 2235 | 2360 | 2485 | 2600 | 2725 | 1630 | 1715 | 1775 |
| 096 APARTMENT SOFA LEFT ARM | 71X40X30/39 | 1830 | 1935 | 2030 | 2125 | 2230 | 2330 | 1405 | 1470 | 1545 |
| 097 APARTMENT SOFA RIGHT ARM | 71X40X30/39 | 1830 | 1935 | 2030 | 2125 | 2230 | 2330 | 1405 | 1470 | 1545 |
| 124 STORAGE OTTOMAN | 30X22X17 | 530 | 550 | 580 | 610 | 640 | 665 | 445 | 455 | 470 |
| 138 STRAIGHT ARM | 7X40X23 | 250 | 275 | 310 | 335 | 365 | 395 | 190 | 215 | 235 |
| 147 WEDGE ARM | 7/16.5X40X23 | 310 | 335 | 370 | 400 | 420 | 445 | 235 | 250 | 265 |
| 154 UPHOLSTERED ANGULAR TABLE | 7/34X32.5X19 | 450 | 475 | 520 | 540 | 565 | 585 | 385 | 400 | 410 |
| 163 DBL SWIVEL ROCKING RECLINER CHAIR | 33 x 34 x 42 | 1510 | 1605 | 1695 | 1770 | 1865 | 1955 | 1185 | 1220 | 1255 |
| 165 DOUBLE RECLINING CHAIR | 51X40X30/39 | 1565 | 1640 | 1745 | 1830 | 1905 | 1995 | 1250 | 1315 | 1355 |
| 167 APARTMENT SOFA NO ARM BUMPER LEFT | 82X40X30/39 | 1765 | 1875 | 1985 | 2095 | 2200 | 2305 | 1340 | 1415 | 1490 |
| 168 APARTMENT SOFA NO ARM BUMPER RIGHT | 82X40X30/39 | 1765 | 1875 | 1985 | 2095 | 2200 | 2305 | 1340 | 1415 | 1490 |
| 169 DOUBLE RECLINING CHAIR LEFT ARM | 41X40X30/39 | 1275 | 1340 | 1415 | 1485 | 1545 | 1610 | 1015 | 1070 | 1120 |



JESSE

Features: Adjustable headrest included (2 on square corner). Stitching: Small thread in fabric and large flat thread in leather. Memory foam in seat cushions. Lounge chair reclining back items with "Push Back" mechanism. Chairs #043 & #163: Have NO METAL BAR on arm.

SECT'L or HT Configs: To have 1 ARM between 2 SEATS, you MUST USE arm items #138 or #147. These items MAY NOT be used to START or END a row.

OPTIONS - Provide SKETCH of your config.:

Leg: LG189 metal (Black or Chrome) or LG103 wood (specify colour). | Table (154): Specify colour of wood table top.

043 & 163 chairs: with wood base add \$165.

Accessories: Anchorage \$35 ea | Swivel tray & Wine Glass holder \$20 ea. / Tablet holder \$40 & LED Lamp \$50.

Cupholders: On MANUAL items: Large black cupholder \$25/ea. On MOTORIZED items: LED Cupholder (Black) with recliner control & LED lighting at base of chair add \$50/ea. If NO cupholder with control, tactile boutons will be installed.

PREMIUM Option (avail. only with MOTORIZED option): Full footrest + upholstered seat cushions with shaped foam & 1" layer of memory foam on entire set (on stationary & recliner seats); ADD \$30/seat. Bumper section counts as 1 seat & lounge chairs as 2 seats.

Motorized reclining mechanism add \$125/mech. For WIRELESS (Battery) add \$250.

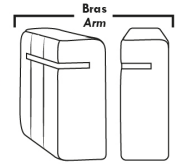
NB: 2 recliner seats SEPARATED by a sq. corner or table cannot be opened at the same time.

| Description | L x D x H | Leather | | | | | | Fabric | | |
|--|----------------|------------|-------------------------------|--|---|----------------------------------|--------------|--------|----------|------|
| | | 10 Pony | 20 Hugo Madras Softy | 30 Empire Fantasy Illusion Tucson Utah Vintage Yukon | 40 Diamond Elegance Princess Santiago Sensation Sunset Trina Victoria | 50 Bull Cassiope Dublin | 60 Caress | A | B COM | C |
| 170 DOUBLE RECLINING CHAIR RIGHT ARM | 41X40X30/39 | 1275 | 1340 | 1415 | 1485 | 1545 | 1610 | 1015 | 1070 | 1120 |
| 171 ARMLESS DOUBLE RECLINING CHAIR | 31X40X30/39 | 985 | 1030 | 1100 | 1155 | 1205 | 1250 | 775 | 825 | 865 |
| 173 DOUBLE LOUNGE CHAIR LEFT ARM | 41X62X30/39 | 1340 | 1420 | 1510 | 1580 | 1665 | 1745 | 1030 | 1105 | 1170 |
| 174 DOUBLE LOUNGE CHAIR RIGHT ARM | 41X62X30/39 | 1340 | 1420 | 1510 | 1580 | 1665 | 1745 | 1030 | 1105 | 1170 |
| 175 DOUBLE CHAIR LEFT ARM | 41X40X30/39 | 1140 | 1210 | 1285 | 1345 | 1415 | 1485 | 875 | 945 | 985 |
| 176 DOUBLE CHAIR RIGHT ARM | 41X40X30/39 | 1140 | 1210 | 1285 | 1345 | 1415 | 1485 | 875 | 945 | 985 |
| 177 ARMLESS DOUBLE CHAIR | 31X40X30/39 | 850 | 910 | 970 | 1015 | 1070 | 1120 | 645 | 695 | 740 |
| 178 ARMLESS DOUBLE CHAIR BUMPER LEFT | 52X40X30/39 | 1090 | 1160 | 1235 | 1315 | 1380 | 1455 | 830 | 875 | 945 |
| 179 ARMLESS DOUBLE CHAIR BUMPER RIGHT | 52X40X30/39 | 1090 | 1160 | 1235 | 1315 | 1380 | 1455 | 830 | 875 | 945 |
| 230 DBLE LOUNGE CHAIR RECLINING BACK L-ARM | 41X62X30/39 | 1485 | 1560 | 1635 | 1730 | 1805 | 1880 | 1140 | 1210 | 1275 |
| 231 DBLE LOUNGE CHAIR RECLINING BACK R-ARM | 41X62X30/39 | 1485 | 1560 | 1635 | 1730 | 1805 | 1880 | 1140 | 1210 | 1275 |
| 232 LOUNGE CHAIR RECLINING BACK LEFT ARM | 34X62X30/39 | 1365 | 1430 | 1495 | 1555 | 1610 | 1670 | 1060 | 1110 | 1165 |
| 233 LOUNGE CHAIR RECLINING BACK RIGHT ARM | 34X62X30/39 | 1365 | 1430 | 1495 | 1555 | 1610 | 1670 | 1060 | 1110 | 1165 |
| 234 SECTIONAL APT SOFA BUMPER LEFT | 96x40/44x30/39 | 2205 | 2335 | 2480 | 2605 | 2740 | 2870 | 1570 | 1665 | 1755 |
| 235 SECTIONAL APT SOFA BUMPER RIGHT | 96x40/44x30/39 | 2205 | 2335 | 2480 | 2605 | 2740 | 2870 | 1570 | 1665 | 1755 |
| CONFIGURATIONS | | | | | | | | | | |
| A CONFIG. (169-177-174) | 113X62X30/39 | 3465 | 3670 | 3895 | 4080 | 4280 | 4475 | 2690 | 2870 | 3030 |
| B CONFIG. (096-055-177-170) | 115X116X30/39 | 5360 | 5670 | 5980 | 6260 | 6575 | 6865 | 4145 | 4355 | 4575 |
| C CONFIG. (173-177-055-179) | 116X96X30/39 | 4685 | 4975 | 5280 | 5545 | 5845 | 6125 | 3585 | 3795 | 4025 |
| D CONFIG. (169-147-170) | 98X45X30/39 | 2860 | 3015 | 3200 | 3370 | 3510 | 3665 | 2265 | 2390 | 2505 |
| E CONFIG. (169-138-171-171-138-170) | 158X40X30/39 | 5020 | 5290 | 5650 | 5950 | 6230 | 6510 | 3960 | 4220 | 4440 |

CDN Price List

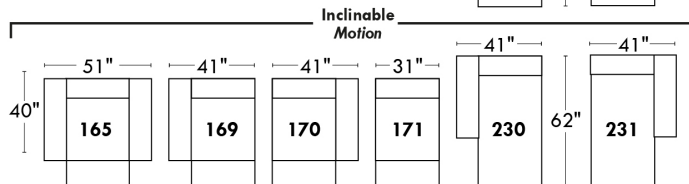
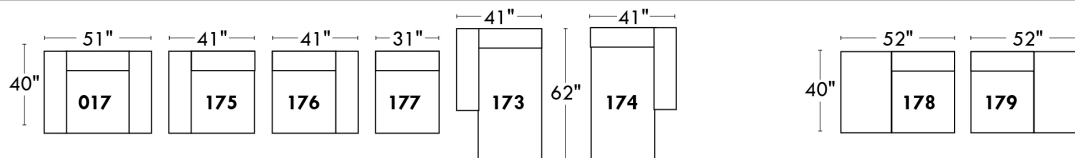
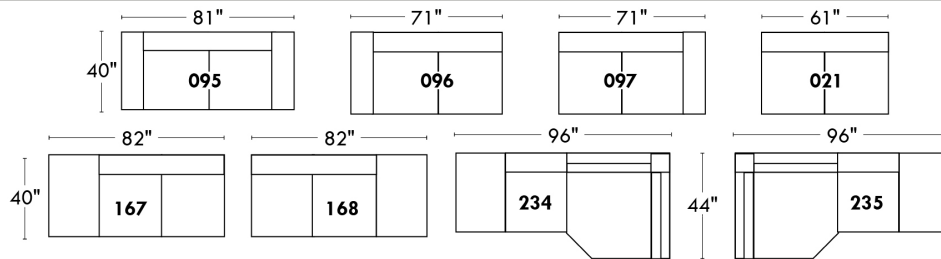
JESSE

| Description | L x D x H | Leather | | | | | | Fabric | | |
|-------------------------------------|---------------|------------|-------------------------------|--|---|----------------------------------|--------------|--------|----------|------|
| | | 10 Pony | 20 Hugo Madras Softy | 30 Empire Fantasy Illusion Tucson Utah Vintage Yukon | 40 Diamond Elegance Princess Santiago Sensation Sunset Trina Victoria | 50 Bull Cassiope Dublin | 60 Caress | A | B COM | C |
| F CONFIG. (169-147-021-147-170) | 175X51X30/39 | 4710 | 4965 | 5280 | 5545 | 5785 | 6060 | 3665 | 3875 | 4085 |
| G CONFIG. (011-009-005) | 115X62X30/39 | 3810 | 3995 | 4185 | 4370 | 4540 | 4720 | 2935 | 3095 | 3265 |
| H CONFIG. (041-071-055-061) | 102X101X30/39 | 5155 | 5425 | 5700 | 5930 | 6215 | 6465 | 4040 | 4225 | 4415 |
| I CONFIG. (041-061) | 91X40X30/39 | 2840 | 2985 | 3145 | 3270 | 3415 | 3550 | 2235 | 2330 | 2415 |
| J CONFIG. (057-042) | 68X40X30/39 | 2270 | 2380 | 2525 | 2630 | 2760 | 2875 | 1795 | 1865 | 1940 |
| K CONFIG. (041-147-071-147-042) | 123X49X30/39 | 3930 | 4125 | 4380 | 4585 | 4790 | 5000 | 3125 | 3275 | 3420 |
| L CONFIG. (041-147-071-071-147-042) | 147X49X30/39 | 4840 | 5080 | 5370 | 5610 | 5860 | 6110 | 3850 | 4050 | 4250 |
| M CONFIG. (232-147-071-071-147-233) | 147X77X30/39 | 5170 | 5440 | 5710 | 5960 | 6200 | 6450 | 4040 | 4270 | 4520 |

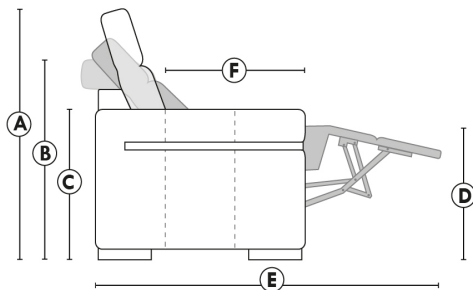


LINEA 30

Siège 30" de large | 30" Seat Width



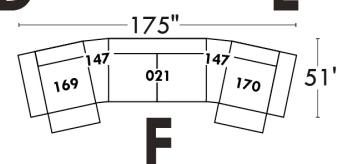
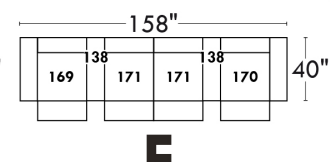
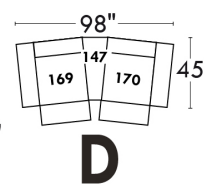
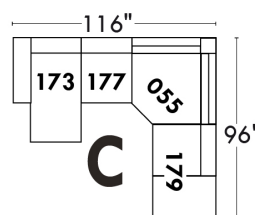
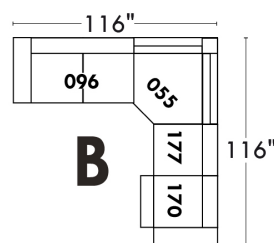
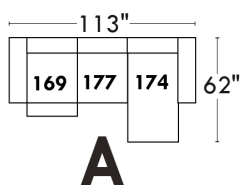
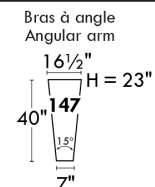
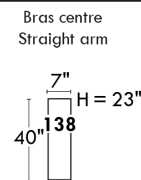
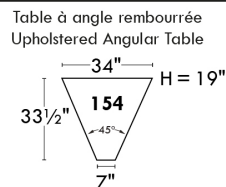
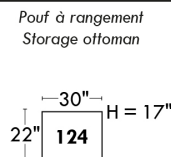
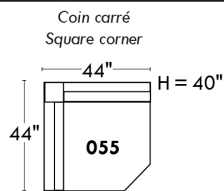
Spécifications | Specifications

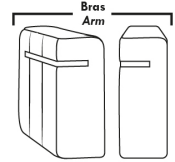


- Appui-tête levé / Headrest up
- Appui-tête baissé / Headrest down
- Complètement incliné / Fully reclined

- (A) Hauteur complète 39" Total Height
- (B) Hauteur appui-tête baissé 30" Height headrest down
- (C) Hauteur du bras 24" Arm Height
- (D) Hauteur du siège 19,5" Seat height
- (E) Profondeur inclinée 63" Depth fully reclined
- (F) Profondeur d'assise 20" Seat depth

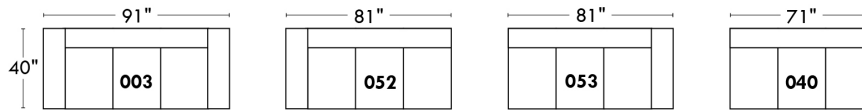
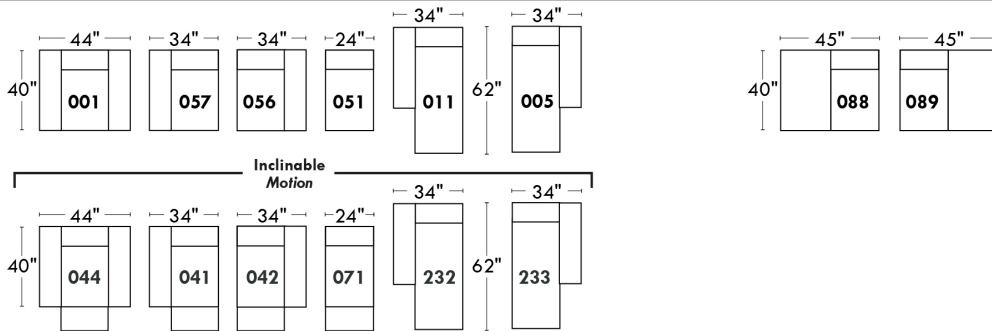
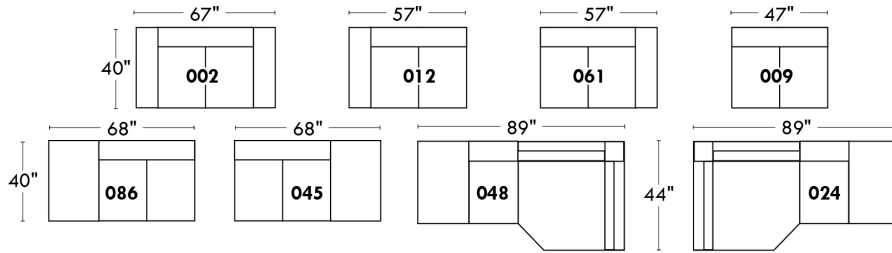
Autres | Others



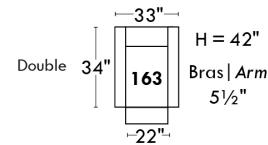
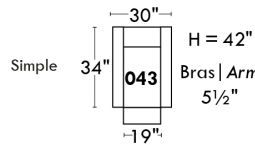


LINEA 30

Siège 23" de large | 23" Seat Width

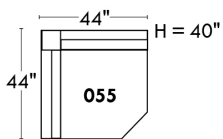


**Fauteuil berçant,
pivotant et inclinable**
**Swivel rocking
motion chair**



Autres | Others

Coin carré
Square corner



Pouf à rangement
Storage ottoman

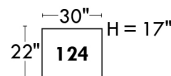
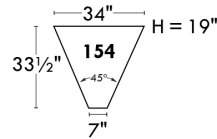
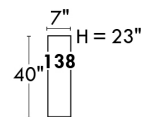


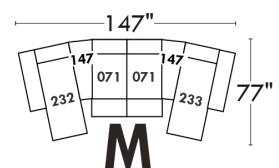
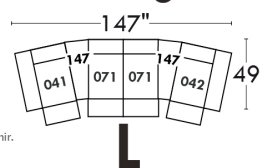
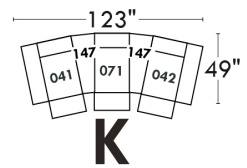
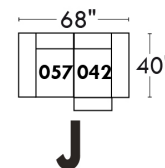
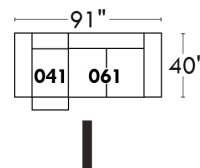
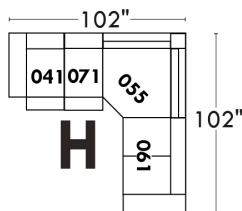
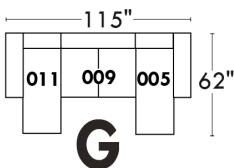
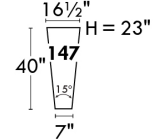
Table à angle rembourrée
Upholstered Angular Table



Bras centre
Straight arm



Bras à angle
Angular arm



www.jaymar.ca

Toutes les dimensions indiquées sont au pouce près. Nos produits sont fabriqués à la main et des variations mineures peuvent survenir.
 All dimensions indicated are to the nearest inch. Our product is hand-made and minor variations can occur.

JULIANNE

Features: Adjustable headrest included with all items (2 with square corner). Headrest STATIONARY on Wedge (050). Stitching: Small "French Stitch" in fabric & in leather. Swivel Rocking Recliner Chairs (items: 043 & 163 only): Seat cushions with 1" memory foam. Lounge Chair Reclining Back items with "Push Back" mechanism; wall distance: 10".

OPTIONS - Provide SKETCH of your config.:

Small 6" Arm: at same price.

Leg (specify colour): On LARGE Arm: LG08 wood. SMALL arm: LG195 wood. Metal legs n/a.

Choice of Seat Depth: 20" or *22". The *22" seat depth N/A on chairs #043 & #163.

043 & 163 Chairs: with wood base, add \$165 (specify colour).

PREMIUM Option (Available only with MOTORIZED option): Full footrest + upholstered seat cushions with shaped foam & 1" layer of memory foam on entire set (on stationary & recliner seats); ADD \$30/seat. Bumper section counts as 1 seat & lounge chairs as 2 seats.

Motorized recliner mechanism with TOUCH-SENSOR button add \$125/mechanism. For WIRELESS motorized reclining (Battery) mechanism add \$250/mechanism.

NB: 2 recliner seats SEPARATED by a wedge or square corner cannot be opened at the same time.

| Description | L x D x H | Leather | | | | | | Fabric | | |
|-------------------------------------|-----------------|------------|-------------------------------|--|---|----------------------------------|--------------|--------|----------|------|
| | | 10 Pony | 20 Hugo Madras Softy | 30 Empire Fantasy Illusion Tucson Utah Vintage Yukon | 40 Diamond Elegance Princess Santiago Sensation Sunset Trina Victoria | 50 Bull Cassiope Dublin | 60 Caress | A | B COM | C |
| 001 CHAIR | 40 x 40 x 33/40 | 1265 | 1340 | 1415 | 1490 | 1565 | 1630 | 960 | 990 | 1025 |
| 002 LOVESEAT | 63 x 40 x 33/40 | 1835 | 1945 | 2030 | 2130 | 2235 | 2335 | 1365 | 1430 | 1490 |
| 003 SOFA | 87 x 40 x 33/40 | 2210 | 2335 | 2460 | 2580 | 2710 | 2830 | 1635 | 1730 | 1810 |
| 005 LOUNGE CHAIR RIGHT ARM | 32 x 62 x 33/40 | 1205 | 1265 | 1330 | 1385 | 1455 | 1515 | 905 | 960 | 1010 |
| 009 ARMLESS LOVESEAT | 47 x 40 x 33/40 | 1365 | 1430 | 1490 | 1555 | 1610 | 1685 | 1020 | 1090 | 1150 |
| 011 LOUNGE CHAIR LEFT ARM | 32 x 62 x 33/40 | 1205 | 1265 | 1330 | 1385 | 1455 | 1515 | 905 | 960 | 1010 |
| 012 LOVESEAT LEFT ARM | 55 x 40 x 33/40 | 1600 | 1685 | 1750 | 1825 | 1895 | 1975 | 1200 | 1250 | 1315 |
| 017 DOUBLE CHAIR | 47 x 40 x 33/40 | 1345 | 1435 | 1520 | 1605 | 1700 | 1775 | 1005 | 1060 | 1115 |
| 021 APARTMENT SOFA NO ARM | 61 x 40 x 33/40 | 1545 | 1620 | 1710 | 1780 | 1865 | 1955 | 1160 | 1230 | 1295 |
| 024 SECTIONAL LOVESEAT BUMPER RIGHT | 89x40/44x33/40 | 2125 | 2260 | 2395 | 2535 | 2680 | 2810 | 1485 | 1560 | 1625 |
| 040 ARMLESS SOFA | 71 x 40 x 33/40 | 1745 | 1830 | 1915 | 2005 | 2095 | 2180 | 1315 | 1385 | 1470 |
| 041 RECLINING CHAIR LEFT ARM | 32 x 40 x 33/40 | 1165 | 1225 | 1275 | 1335 | 1385 | 1445 | 915 | 960 | 1000 |
| 042 RECLINING CHAIR RIGHT ARM | 32 x 40 x 33/40 | 1165 | 1225 | 1275 | 1335 | 1385 | 1445 | 915 | 960 | 1000 |
| 043 SWIVEL ROCKING RECLINING CHAIR | 30/33 x 34 x 42 | 1475 | 1555 | 1640 | 1735 | 1820 | 1900 | 1180 | 1215 | 1245 |
| 044 RECLINER CHAIR | 40 x 40 x 33/40 | 1395 | 1470 | 1545 | 1615 | 1700 | 1765 | 1095 | 1130 | 1165 |
| 045 ARMLESS LOVESEAT BUMPER RIGHT | 68 x 40 x 33/40 | 1605 | 1695 | 1765 | 1845 | 1935 | 2010 | 1205 | 1265 | 1330 |
| 048 SECTIONAL LOVESEAT BUMPER LEFT | 89x40/44x33/40 | 2125 | 2260 | 2395 | 2535 | 2680 | 2810 | 1485 | 1560 | 1625 |
| 050 WEDGE | 49 x 49 x 33 | 1205 | 1285 | 1365 | 1445 | 1530 | 1605 | 850 | 905 | 950 |

JULIANNE

Features: Adjustable headrest included with all items (2 with square corner). Headrest STATIONARY on Wedge (050). Stitching: Small "French Stitch" in fabric & in leather. Swivel Rocking Recliner Chairs (items: 043 & 163 only): Seat cushions with 1" memory foam. Lounge Chair Reclining Back items with "Push Back" mechanism; wall distance: 10".

OPTIONS - Provide SKETCH of your config.:

Small 6" Arm: at same price.

Leg (specify colour): On LARGE Arm: LG08 wood. SMALL arm: LG195 wood. Metal legs n/a.

Choice of Seat Depth: 20" or *22". The *22" seat depth N/A on chairs #043 & #163.

043 & 163 Chairs: with wood base, add \$165 (specify colour).

PREMIUM Option (Available only with MOTORIZED option): Full footrest + upholstered seat cushions with shaped foam & 1" layer of memory foam on entire set (on stationary & recliner seats); ADD \$30/seat. Bumper section counts as 1 seat & lounge chairs as 2 seats.

Motorized recliner mechanism with TOUCH-SENSOR button add \$125/mechanism. For WIRELESS motorized reclining (Battery) mechanism add \$250/mechanism.

NB: 2 recliner seats SEPARATED by a wedge or square corner cannot be opened at the same time.

| Description | L x D x H | Leather | | | | | | Fabric | | |
|--|-----------------|---------|----------------------|--|---|-------------------------|-----------|--------|-------|------|
| | | 10 Pony | 20 Hugo Madras Softy | 30 Empire Fantasy Illusion Tucson Utah Vintage Yukon | 40 Diamond Elegance Princess Santiago Sensation Sunset Trina Victoria | 50 Bull Cassiope Dublin | 60 Caress | A | B COM | C |
| 051 ARMLESS CHAIR | 24 x 40 x 33/40 | 800 | 840 | 885 | 940 | 975 | 1015 | 610 | 655 | 695 |
| 052 SOFA LEFT ARM | 79 x 40 x 33/40 | 1980 | 2090 | 2195 | 2300 | 2395 | 2505 | 1485 | 1560 | 1625 |
| 053 SOFA RIGHT ARM | 79 x 40 x 33/40 | 1980 | 2090 | 2195 | 2300 | 2395 | 2505 | 1485 | 1560 | 1625 |
| 055 SQUARE CORNER | 44 x 44 x 33/40 | 1415 | 1495 | 1575 | 1650 | 1740 | 1820 | 1070 | 1115 | 1160 |
| 056 CHAIR RIGHT ARM | 32 x 40 x 33/40 | 1025 | 1095 | 1155 | 1215 | 1275 | 1340 | 775 | 815 | 845 |
| 057 CHAIR LEFT ARM | 32 x 40 x 33/40 | 1025 | 1095 | 1155 | 1215 | 1275 | 1340 | 775 | 815 | 845 |
| 061 LOVESEAT RIGHT ARM | 55 x 40 x 33/40 | 1600 | 1685 | 1750 | 1825 | 1895 | 1975 | 1200 | 1250 | 1315 |
| 071 ARMLESS RECLINING CHAIR | 24 x 40 x 33/40 | 945 | 975 | 1010 | 1045 | 1090 | 1120 | 745 | 795 | 840 |
| 086 ARMLESS LOVESEAT BUMPER LEFT | 68 x 40 x 33/40 | 1605 | 1695 | 1765 | 1845 | 1935 | 2010 | 1205 | 1265 | 1330 |
| 088 ARMLESS CHAIR BUMPER LEFT | 45 x 40 x 33/40 | 1030 | 1105 | 1170 | 1240 | 1315 | 1375 | 780 | 825 | 865 |
| 089 ARMLESS CHAIR BUMPER RIGHT | 45 x 40 x 33/40 | 1030 | 1105 | 1170 | 1240 | 1315 | 1375 | 780 | 825 | 865 |
| 095 APARTMENT SOFA | 77 x 40 x 33/40 | 2010 | 2125 | 2245 | 2360 | 2485 | 2600 | 1510 | 1575 | 1635 |
| 096 APARTMENT SOFA LEFT ARM | 69 x 40 x 33/40 | 1770 | 1875 | 1975 | 2075 | 2175 | 2270 | 1335 | 1410 | 1485 |
| 097 APARTMENT SOFA RIGHT ARM | 69 x 40 x 33/40 | 1770 | 1875 | 1975 | 2075 | 2175 | 2270 | 1335 | 1410 | 1485 |
| 124 STORAGE OTTOMAN | 30 x 22 x 17 | 530 | 550 | 575 | 600 | 625 | 655 | 445 | 455 | 470 |
| 163 DBL SWIVEL ROCKING RECLINER CHAIR | 33/36 X 34 X 42 | 1510 | 1605 | 1695 | 1770 | 1865 | 1955 | 1185 | 1220 | 1250 |
| 165 DOUBLE RECLINING CHAIR | 47 x 40 x 33/40 | 1490 | 1570 | 1640 | 1735 | 1815 | 1890 | 1140 | 1200 | 1250 |
| 167 APARTMENT SOFA NO ARM BUMPER LEFT | 82 x 40 x 33/40 | 1775 | 1885 | 1990 | 2100 | 2205 | 2310 | 1340 | 1415 | 1490 |
| 168 APARTMENT SOFA NO ARM BUMPER RIGHT | 82 x 40 x 33/40 | 1775 | 1885 | 1990 | 2100 | 2205 | 2310 | 1340 | 1415 | 1490 |

JULIANNE

Features: Adjustable headrest included with all items (2 with square corner). Headrest STATIONARY on Wedge (050). Stitching: Small "French Stitch" in fabric & in leather. Swivel Rocking Recliner Chairs (items: 043 & 163 only): Seat cushions with 1" memory foam. Lounge Chair Reclining Back items with "Push Back" mechanism; wall distance: 10".

OPTIONS - Provide SKETCH of your config.:

Small 6" Arm: at same price.

Leg (specify colour): On LARGE Arm: LG08 wood. SMALL arm: LG195 wood. Metal legs n/a.

Choice of Seat Depth: 20" or *22". The *22" seat depth N/A on chairs #043 & #163.

043 & 163 Chairs: with wood base, add \$165 (specify colour).

PREMIUM Option (Available only with MOTORIZED option): Full footrest + upholstered seat cushions with shaped foam & 1" layer of memory foam on entire set (on stationary & recliner seats); ADD \$30/seat. Bumper section counts as 1 seat & lounge chairs as 2 seats.

Motorized recliner mechanism with TOUCH-SENSOR button add \$125/mechanism. For WIRELESS motorized reclining (Battery) mechanism add \$250/mechanism.

NB: 2 recliner seats SEPARATED by a wedge or square corner cannot be opened at the same time.

| Description | L x D x H | Leather | | | | | | Fabric | | |
|--|-----------------|------------|-------------------------------|--|---|----------------------------------|--------------|--------|----------|------|
| | | 10 Pony | 20 Hugo Madras Softy | 30 Empire Fantasy Illusion Tucson Utah Vintage Yukon | 40 Diamond Elegance Princess Santiago Sensation Sunset Trina Victoria | 50 Bull Cassiope Dublin | 60 Caress | A | B COM | C |
| 169 DOUBLE RECLINING CHAIR LEFT ARM | 39 x 40 x 33/40 | 1245 | 1320 | 1380 | 1455 | 1520 | 1590 | 975 | 1020 | 1070 |
| 170 DOUBLE RECLINING CHAIR RIGHT ARM | 39 x 40 x 33/40 | 1245 | 1320 | 1380 | 1455 | 1520 | 1590 | 975 | 1020 | 1070 |
| 171 ARMLESS DOUBLE RECLINING CHAIR | 31 x 40 x 33/40 | 1015 | 1065 | 1115 | 1165 | 1215 | 1265 | 800 | 850 | 915 |
| 173 DOUBLE LOUNGE CHAIR LEFT ARM | 39 x 62 x 33/40 | 1320 | 1395 | 1480 | 1560 | 1630 | 1720 | 985 | 1065 | 1150 |
| 174 DOUBLE LOUNGE CHAIR RIGHT ARM | 39 x 62 x 33/40 | 1320 | 1395 | 1480 | 1560 | 1630 | 1720 | 985 | 1065 | 1150 |
| 175 DOUBLE CHAIR LEFT ARM | 39 x 40 x 33/40 | 1115 | 1190 | 1250 | 1325 | 1385 | 1460 | 840 | 895 | 950 |
| 176 DOUBLE CHAIR RIGHT ARM | 39 x 40 x 33/40 | 1115 | 1190 | 1250 | 1325 | 1385 | 1460 | 840 | 895 | 950 |
| 177 ARMLESS DOUBLE CHAIR | 31 x 40 x 33/40 | 875 | 925 | 970 | 1010 | 1055 | 1100 | 665 | 720 | 775 |
| 178 ARMLESS DOUBLE CHAIR BUMPER LEFT | 52 x 40 x 33/40 | 1120 | 1200 | 1270 | 1345 | 1420 | 1495 | 845 | 905 | 955 |
| 179 ARMLESS DOUBLE CHAIR BUMPER RIGHT | 52 x 40 x 33/40 | 1120 | 1200 | 1270 | 1345 | 1420 | 1495 | 845 | 905 | 955 |
| 230 DBLE LOUNGE CHAIR RECLINING BACK L-ARM | 39 X 62 X 33/40 | 1445 | 1530 | 1605 | 1695 | 1765 | 1845 | 1100 | 1185 | 1255 |
| 231 DBLE LOUNGE CHAIR RECLINING BACK R-ARM | 39 x 62 x 33/40 | 1445 | 1530 | 1605 | 1695 | 1765 | 1845 | 1100 | 1185 | 1255 |
| 232 LOUNGE CHAIR RECLINING BACK LEFT ARM | 32 x 62 x 33/40 | 1340 | 1405 | 1465 | 1530 | 1590 | 1640 | 1005 | 1060 | 1115 |
| 233 LOUNGE CHAIR RECLINING BACK RIGHT ARM | 32 x 62 x 33/40 | 1340 | 1405 | 1465 | 1530 | 1590 | 1640 | 1005 | 1060 | 1115 |
| 234 SECTIONAL APT SOFA BUMPER LEFT | 96x40/44x33/40 | 2210 | 2340 | 2475 | 2600 | 2735 | 2865 | 1555 | 1635 | 1740 |
| 235 SECTIONAL APT SOFA BUMPER RIGHT | 96x40/44x33/40 | 2210 | 2340 | 2475 | 2600 | 2735 | 2865 | 1555 | 1635 | 1740 |
| CONFIGURATIONS | | | | | | | | | | |
| A CONF. A (169-177-174) | 109X62X33/40 | 3440 | 3640 | 3830 | 4025 | 4205 | 4410 | 2625 | 2805 | 2995 |
| B CONF. B (096-055-177-170) | 113X114X33/40 | 5305 | 5615 | 5900 | 6190 | 6490 | 6780 | 4045 | 4265 | 4490 |

CDN Price List

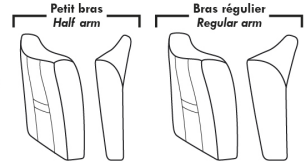
JULIANNE

| Description | L x D x H | Leather | | | | | | Fabric | | |
|-----------------------------|--------------|------------|-------------------------------|--|---|----------------------------------|--------------|--------|----------|------|
| | | 10 Pony | 20 Hugo Madras Softy | 30 Empire Fantasy Illusion Tucson Utah Vintage Yukon | 40 Diamond Elegance Princess Santiago Sensation Sunset Trina Victoria | 50 Bull Cassiope Dublin | 60 Caress | A | B COM | C |
| C CONF. C (173-177-055-179) | 114X96X33/40 | 4730 | 5015 | 5295 | 5565 | 5845 | 6135 | 3565 | 3805 | 4040 |
| D CONF. D (011-009-005) | 110X62X33/40 | 3775 | 3960 | 4150 | 4325 | 4520 | 4715 | 2830 | 3010 | 3170 |
| E CONF. E (041-071-055-061) | 100X99X33/40 | 5125 | 5380 | 5610 | 5855 | 6110 | 6360 | 3930 | 4120 | 4315 |
| F CONF. F (041-061) | 87X40X33/40 | 2765 | 2910 | 3025 | 3160 | 3280 | 3420 | 2115 | 2210 | 2315 |
| G CONF. G (057-042) | 64X40X33/40 | 2190 | 2320 | 2430 | 2550 | 2660 | 2785 | 1690 | 1775 | 1845 |

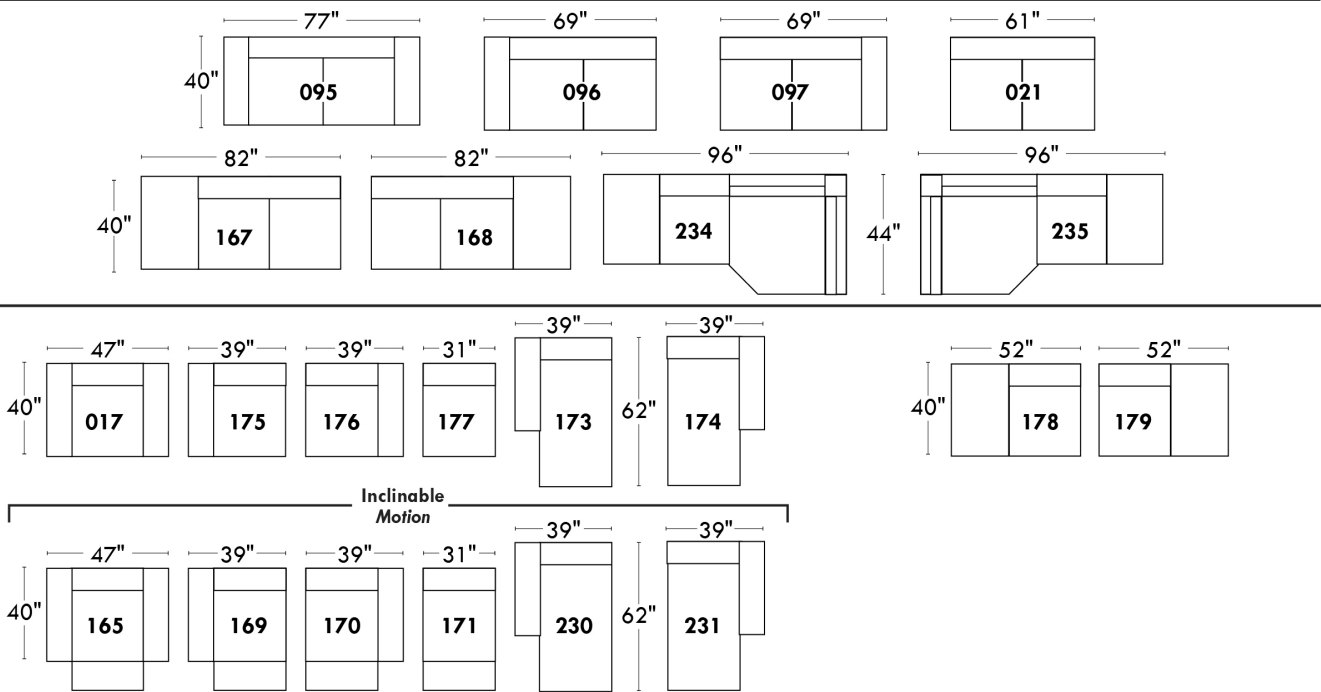
JULIANNE

PARA||ELE

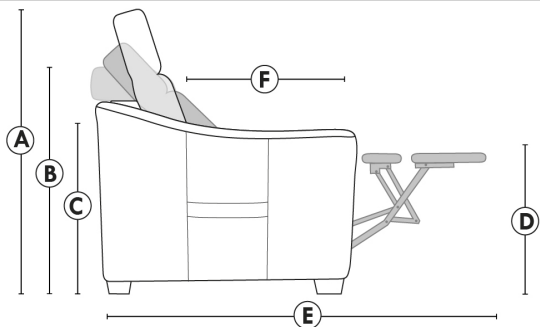
33



Items avec siège de 30" | Items with 30" seat

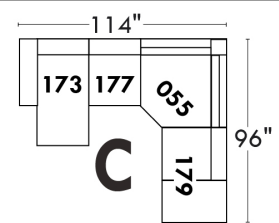
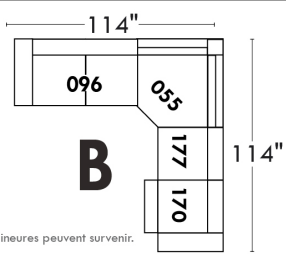
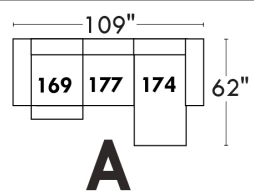
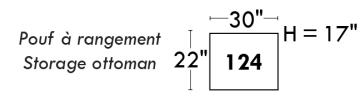
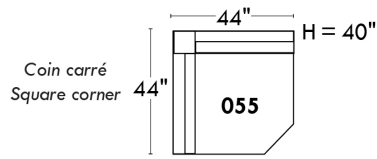
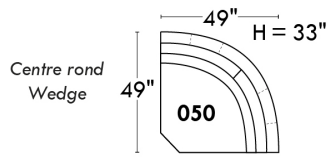


Spécifications | Specifications



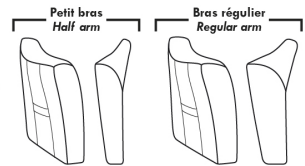
- Appui-tête levé / Headrest up
- Appui-tête baissé / Headrest down
- Complètement incliné / Fully reclined
- (A) Hauteur complète 40" / Total Height
- (B) Hauteur appui-tête baissé 33" / Height headrest down
- (C) Hauteur du bras 23" / Arm Height
- (D) Hauteur du siège 19,5" / Seat height
- (E) Profondeur incliné 65" / Depth fully reclined
- (F) Profondeur d'assise 20" ou/ou 22" / Seat depth

Autres | Others


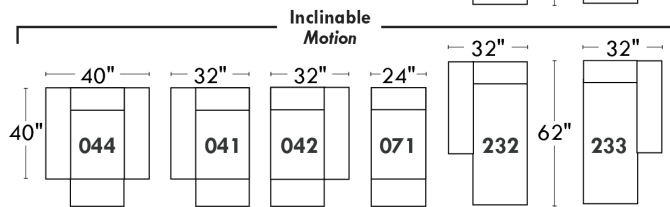
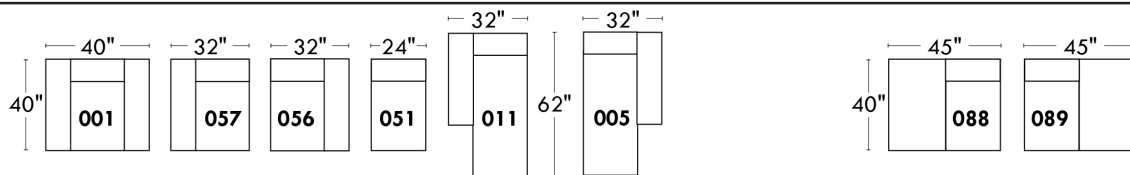
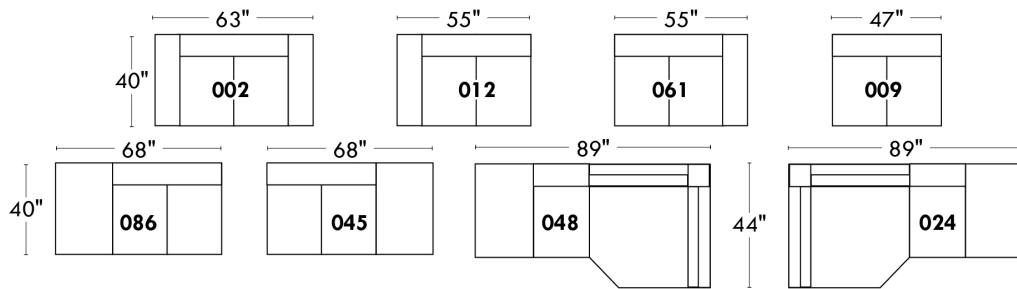


www.jaymar.ca

Toutes les dimensions indiquées sont au pouce près. Nos produits sont fabriqués à la main et des variations mineures peuvent survenir. All dimensions indicated are to the nearest inch. Our product is hand-made and minor variations can occur.



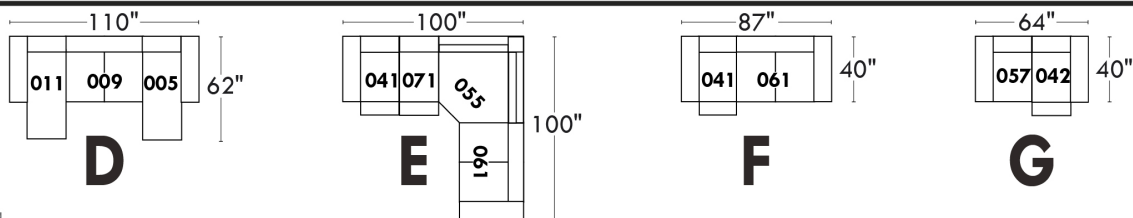
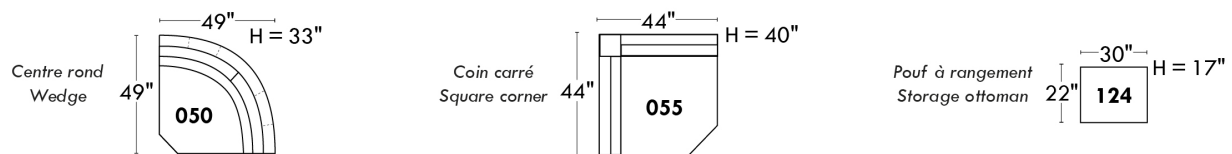
Items avec siège de 23" | Items with 23" seat



Fauteuil berçant, pivotant et inclinable
Swivel rocking motion chair

Simple 043: 30" x 34" x 19" (depth), H = 42", Bras | Arm 5 1/2"
 Double 163: 33" x 34" x 22" (depth), H = 42", Bras | Arm 5 1/2"

Autres | Others



www.jaymar.ca

Toutes les dimensions indiquées sont au pouce près. Nos produits sont fabriqués à la main et des variations mineures peuvent survenir. All dimensions indicated are to the nearest inch. Our product is hand-made and minor variations can occur.

L'OFFICIEL

FEATURES:

- The fashion collection offers unparalleled comfort. Each module is filled with a 100% Canadian feather mix.
- The envelopes are compartmentalized in 100% cotton casings to equally maintain the feathers in the cushions while minimizing feather leaks.
- All furniture pieces are finished on the sides and can be arranged as a sectional or as standalone pieces.
- Each item has a discreet fastening system that can be turned under the furniture.

Items #256 Large Square Ottoman & #257 Upholstered Square Table can be use as a square corner.

BACK CUSHIONS

The back cushions (large & small) are included in the identified items. (See sketch).

You must choose the style of back cushions either: FASHION I (full width) or FASHION II (square cushion).

Note: You may not combine a Fashion I and II style cushion within the same item.

Ex: You can take a Fashion I cushion for a chair 001 & a Fashion II cushion for a square corner 055.

Specify on your ORDER:

For each item, specify style (I or II) for the cushions.

You must also specify the cover of the base as well as the cushions.

Ex.: Item 095 base: Cover #1. Cushions Fashion II 833: cover #2 & 834: #3.

Leg: LG203 metal (chrome or black) specify colour.

Upholstered tables items 077, 257 & 258: Specify color of wood table top.

EXTRA Back Cushions: Specify code, cover, color and quantity.

| Description | L x D x H | Leather | | | | | | Fabric | | |
|---------------------------------------|-------------|------------|-------------------------------|--|---|----------------------------------|--------------|--------|----------|------|
| | | 10 Pony | 20 Hugo Madras Softy | 30 Empire Fantasy Illusion Tucson Utah Vintage Yukon | 40 Diamond Elegance Princess Santiago Sensation Sunset Trina Victoria | 50 Bull Cassiope Dublin | 60 Caress | A | B COM | C |
| 006 OTTOMAN | 36x30x18 | | | | | | | 480 | 500 | 520 |
| 017 DOUBLE CHAIR | 57x44x30/35 | | | | | | | 990 | 1030 | 1070 |
| 021 APARTMENT SOFA NO ARM | 71x44x30/35 | | | | | | | 1295 | 1355 | 1420 |
| 055 SQUARE CORNER | 52x52x30/35 | | | | | | | 1140 | 1180 | 1215 |
| 077 UPHOLSTERED TABLE | 36x44x16 | | | | | | | 665 | 690 | 715 |
| 095 APARTMENT SOFA | 93x44x30/35 | | | | | | | 1450 | 1520 | 1590 |
| 096 APARTMENT SOFA LEFT ARM | 82x44x30/35 | | | | | | | 1370 | 1440 | 1505 |
| 097 APARTMENT SOFA RIGHT ARM | 82x44x30/35 | | | | | | | 1370 | 1440 | 1505 |
| 115 LARGE OTTOMAN | 36x44x18 | | | | | | | 580 | 605 | 630 |
| 173 DOUBLE LOUNGE CHAIR LEFT ARM | 41x78x30/35 | | | | | | | 1225 | 1265 | 1305 |
| 174 DOUBLE LOUNGE CHAIR RIGHT ARM | 41x78x30/35 | | | | | | | 1225 | 1265 | 1305 |
| 175 DOUBLE CHAIR LEFT ARM | 46x44x30/35 | | | | | | | 915 | 950 | 985 |
| 176 DOUBLE CHAIR RIGHT ARM | 46x44x30/35 | | | | | | | 915 | 950 | 985 |
| 177 ARMLESS DOUBLE CHAIR | 36x44x30/35 | | | | | | | 835 | 865 | 900 |
| 178 ARMLESS DOUBLE CHAIR BUMPER LEFT | 60x44x30/35 | | | | | | | 1090 | 1125 | 1165 |
| 179 ARMLESS DOUBLE CHAIR BUMPER RIGHT | 60x44x30/35 | | | | | | | 1090 | 1125 | 1165 |

L'OFFICIEL

FEATURES:

- The fashion collection offers unparalleled comfort. Each module is filled with a 100% Canadian feather mix.
- The envelopes are compartmentalized in 100% cotton casings to equally maintain the feathers in the cushions while minimizing feather leaks.
- All furniture pieces are finished on the sides and can be arranged as a sectional or as standalone pieces.
- Each item has a discreet fastening system that can be turned under the furniture.

Items #256 Large Square Ottoman & #257 Upholstered Square Table can be use as a square corner.

BACK CUSHIONS

The back cushions (large & small) are included in the identified items. (See sketch).

You must choose the style of back cushions either: FASHION I (full width) or FASHION II (square cushion).

Note: You may not combine a Fashion I and II style cushion within the same item.

Ex: You can take a Fashion I cushion for a chair 001 & a Fashion II cushion for a square corner 055.

Specify on your ORDER:

For each item, specify style (I or II) for the cushions.

You must also specify the cover of the base as well as the cushions.

Ex.: Item 095 base: Cover #1. Cushions Fashion II 833: cover #2 & 834: #3.

Leg: LG203 metal (chrome or black) specify colour.

Upholstered tables items 077, 257 & 258: Specify color of wood table top.

EXTRA Back Cushions: Specify code, cover, color and quantity.

| Description | L x D x H | Leather | | | | | | Fabric | | |
|------------------------------------|---------------|------------|-------------------------------|--|---|----------------------------------|--------------|--------|----------|------|
| | | 10 Pony | 20 Hugo Madras Softy | 30 Empire Fantasy Illusion Tucson Utah Vintage Yukon | 40 Diamond Elegance Princess Santiago Sensation Sunset Trina Victoria | 50 Bull Cassiope Dublin | 60 Caress | A | B COM | C |
| 256 LARGE SQUARE OTTOMAN | 44x44x18 | | | | | | | 705 | 730 | 755 |
| 257 UPHOLSTERED SQUARE TABLE | 44x44x16 | | | | | | | 855 | 880 | 910 |
| 258 SMALL UPHOLSTERED TABLE | 15x44x16 | | | | | | | 440 | 455 | 470 |
| 831 F I: LARGE BACK CUSHION 34X19 | 34x7x19 | | | | | | | 80 | 80 | 80 |
| 832 F 1: SMALL BACK CUSHION 24X10 | 24x6x10 | | | | | | | 60 | 60 | 60 |
| 833 F II: LARGE BACK CUSHION 26X19 | 26x7x19 | | | | | | | 80 | 80 | 80 |
| 834 F II: SMALL BACK CUSHION 16X16 | 16x6x16 | | | | | | | 60 | 60 | 60 |
| CONFIGURATIONS | | | | | | | | | | |
| A CONFIG (173-097) + (006) | 123X78X30/35 | | | | | | | 3075 | 3205 | 3330 |
| B CONFIG (096-055-176) + (077) | 98X134X30/35 | | | | | | | 4090 | 4260 | 4420 |
| C CONFIG (175-115-055-097) | 134X134X30/35 | | | | | | | 4005 | 4175 | 4335 |
| D CONFIG (173-177-055-097) | 129X134X30/35 | | | | | | | 4570 | 4750 | 4925 |

Choix de style de coussin [Fashion I ou Fashion II] pour chaque sku
 Choice of back cushion style [Fashion I or Fashion II] for each sku

FASHION I

COUSSINS PLEINE LARGEUR
 FULL BACK CUSHIONS

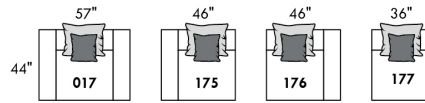
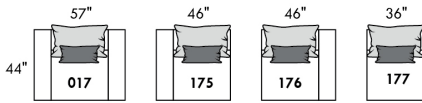
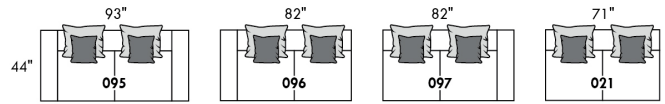
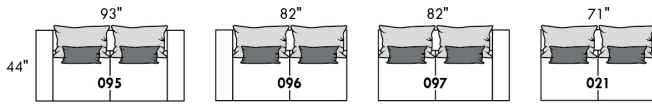
831 34 x 19 x 7
 832 24 x 10 x 6



FASHION II

COUSSINS CARRÉS - DOS APPARENT
 SQUARE CUSHIONS - VISBLE BACK

833 26 x 19 x 7
 834 16 x 16 X 6



Mélanger & agencer!

Mix & Match!

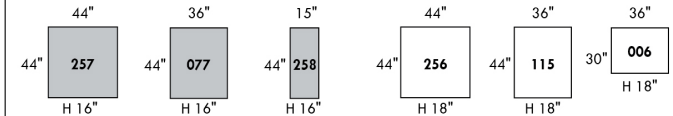
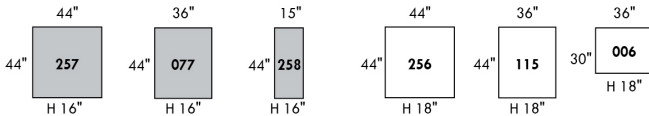
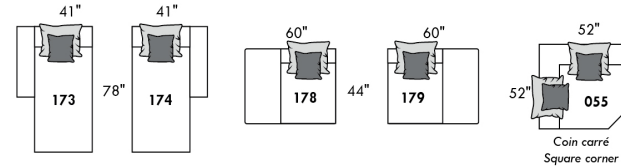
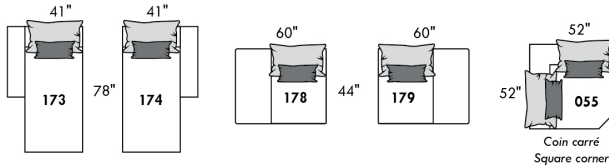
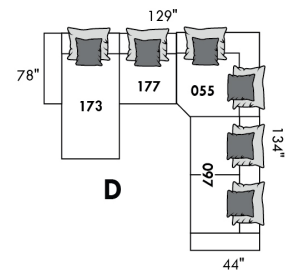
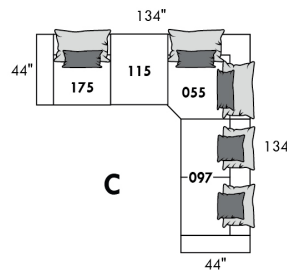
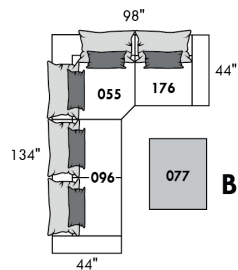
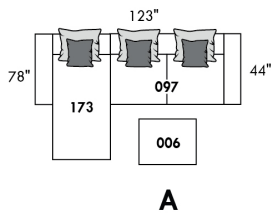


Table rembourrée carrée Upholstered square table | Table rembourrée Upholstered table | Petite table rembourrée Small upholstered table | Grand ottoman carré Large square ottoman | Grand ottoman Large ottoman | Puf Ottoman

Besoin de coussins supplémentaires? Indiquez le code, le recouvrement et la quantité.
 Need extra cushions? Specify code, cover and quantity.

Populaires | Popular CONFIGURATIONS



www.jaymar.ca

Toutes les dimensions indiquées sont au pouce près. Nos produits sont fabriqués à la main et des variations mineures peuvent survenir.
 All dimensions indicated are to the nearest inch. Our product is hand-made and minor variations can occur.



LEONARDO

FEATURES:

- *Wall hugger power recliners with full footrest (manual n/a). Manual adjustable headrest on all items (2 on square corner & stationary on wedge).
- Seat cushions with shaped foam + 1" layer of memory foam on top; arm with memory foam.
- Stitching: Small thread in fabric & large flat thread in leather.
- Lounge chair reclining back items with "Push Back" mechanism; wall clearance 10".
- *Excludes 043 & 163 chairs: Wall clearance 16"

Note: 2 recliner seats separated by a corner can not be opened at the same time. No recliner seats beside #155 Small Square Corner.

OPTIONS

- Battery Pack: Add \$125/ea.
- Motorized headrest: Add \$125 ea. (Motorized headrest N/A on stationary & lounge chair items).
- Choice of Large or Small 6" Arm: Leg on LARGE arm: LG187 wood or LG189 metal (Black or Chrome). On SMALL 6" Arm: LG08 wood or LG64 metal. Specify colour.
- Seat Depth: 20" or *22". *22" seat depth N/A on chairs 043 & 163.
- 043 & 163 Chairs: with wood base, add \$165 (specify colour).

ACCESSORIES (Available only on *items 159-160-190)

- Metal Cup Holder: \$25 ea. (1 on 160-190 & 2 side by side on 159). Specify colour: Stainless, Black or Antique Gold.
- Accessories: Grommet \$35 ea. | Swivel tray & Wine Glass holder \$20 ea., Tablet holder \$40 & LED Lamp \$50.
- *STORAGE items 159-160-190 with 2 USB/Electric outlets. *Must be used between 2 seats. Pieces are plain (without arm detail) & are not finished on the sides.

| Description | L x D x H | Leather | | | | | | Fabric | | |
|-------------------------------------|----------------|------------|-------------------------------|--|---|----------------------------------|--------------|--------|----------|------|
| | | 10 Pony | 20 Hugo Madras Softy | 30 Empire Fantasy Illusion Tucson Utah Vintage Yukon | 40 Diamond Elegance Princess Santiago Sensation Sunset Trina Victoria | 50 Bull Cassiope Dublin | 60 Caress | A | B COM | C |
| 001 CHAIR | 43x40x33/40 | 1420 | 1500 | 1580 | 1665 | 1745 | 1825 | 1130 | 1165 | 1195 |
| 002 LOVESEAT | 66x40x33/40 | 2030 | 2125 | 2225 | 2320 | 2415 | 2515 | 1600 | 1665 | 1725 |
| 003 SOFA | 90x40x33/40 | 2450 | 2575 | 2705 | 2830 | 2960 | 3085 | 1935 | 2010 | 2085 |
| 005 LOUNGE CHAIR RIGHT ARM | 34x62x33/40 | 1325 | 1380 | 1440 | 1495 | 1550 | 1605 | 1045 | 1090 | 1135 |
| 009 ARMLESS LOVESEAT | 47x40x33/40 | 1425 | 1485 | 1545 | 1605 | 1670 | 1730 | 1100 | 1165 | 1225 |
| 011 LOUNGE CHAIR LEFT ARM | 34x62x33/40 | 1325 | 1380 | 1440 | 1495 | 1550 | 1605 | 1045 | 1090 | 1135 |
| 012 LOVESEAT LEFT ARM | 57x40x33/40 | 1745 | 1825 | 1905 | 1990 | 2070 | 2150 | 1365 | 1425 | 1480 |
| 017 DOUBLE CHAIR | 50x40x33/40 | 1490 | 1575 | 1665 | 1750 | 1835 | 1925 | 1180 | 1230 | 1280 |
| 021 APARTMENT SOFA NO ARM | 61x40x33/40 | 1605 | 1695 | 1780 | 1865 | 1955 | 2040 | 1235 | 1305 | 1375 |
| 024 SECTIONAL LOVESEAT BUMPER RIGHT | 89x40/44x33/40 | 2235 | 2370 | 2510 | 2645 | 2785 | 2920 | 1610 | 1695 | 1775 |
| 040 ARMLESS SOFA | 71x40x33/40 | 1840 | 1935 | 2025 | 2115 | 2210 | 2300 | 1435 | 1515 | 1595 |
| 041 RECLINING CHAIR LEFT ARM | 34x40x33/40 | 1405 | 1460 | 1515 | 1570 | 1625 | 1685 | 1165 | 1200 | 1235 |
| 042 RECLINING CHAIR RIGHT ARM | 34x40x33/40 | 1405 | 1460 | 1515 | 1570 | 1625 | 1685 | 1165 | 1200 | 1235 |
| 043 SWIVEL ROCKING RECLINING CHAIR | 30x34x42 | 1665 | 1755 | 1845 | 1940 | 2030 | 2120 | 1365 | 1405 | 1440 |
| 044 RECLINER CHAIR | 43x40x33/40 | 1695 | 1765 | 1835 | 1905 | 1980 | 2050 | 1405 | 1435 | 1465 |
| 045 ARMLESS LOVESEAT BUMPER RIGHT | 68x40x33/40 | 1695 | 1770 | 1845 | 1925 | 2000 | 2075 | 1315 | 1370 | 1430 |

LEONARDO

FEATURES:

- *Wall hugger power recliners with full footrest (manual n/a). Manual adjustable headrest on all items (2 on square corner & stationary on wedge).
- Seat cushions with shaped foam + 1" layer of memory foam on top; arm with memory foam.
- Stitching: Small thread in fabric & large flat thread in leather.
- Lounge chair reclining back items with "Push Back" mechanism; wall clearance 10".
- *Excludes 043 & 163 chairs: Wall clearance 16"

Note: 2 recliner seats separated by a corner can not be opened at the same time. No recliner seats beside #155 Small Square Corner.

OPTIONS

- Battery Pack: Add \$125/ea.
- Motorized headrest: Add \$125 ea. (Motorized headrest N/A on stationary & lounge chair items).
- Choice of Large or Small 6" Arm: Leg on LARGE arm: LG187 wood or LG189 metal (Black or Chrome). On SMALL 6" Arm: LG08 wood or LG64 metal. Specify colour.
- Seat Depth: 20" or *22". *22" seat depth N/A on chairs 043 & 163.
- 043 & 163 Chairs: with wood base, add \$165 (specify colour).

ACCESSORIES (Available only on *items 159-160-190)

- Metal Cup Holder: \$25 ea. (1 on 160-190 & 2 side by side on 159). Specify colour: Stainless, Black or Antique Gold.
- Accessories: Grommet \$35 ea. | Swivel tray & Wine Glass holder \$20 ea., Tablet holder \$40 & LED Lamp \$50.
- *STORAGE items 159-160-190 with 2 USB/Electric outlets. *Must be used between 2 seats. Pieces are plain (without arm detail) & are not finished on the sides.

| Description | L x D x H | Leather | | | | | | Fabric | | |
|------------------------------------|----------------|------------|-------------------------------|--|---|----------------------------------|--------------|--------|----------|------|
| | | 10 Pony | 20 Hugo Madras Softy | 30 Empire Fantasy Illusion Tucson Utah Vintage Yukon | 40 Diamond Elegance Princess Santiago Sensation Sunset Trina Victoria | 50 Bull Cassiope Dublin | 60 Caress | A | B COM | C |
| 048 SECTIONAL LOVESEAT BUMPER LEFT | 89x40/44x33/40 | 2235 | 2370 | 2510 | 2645 | 2785 | 2920 | 1610 | 1695 | 1775 |
| 050 WEDGE | 49x49x33 | 1240 | 1320 | 1405 | 1485 | 1565 | 1645 | 895 | 940 | 985 |
| 051 ARMLESS CHAIR | 24x40x33/40 | 815 | 855 | 900 | 940 | 980 | 1020 | 625 | 670 | 710 |
| 052 SOFA LEFT ARM | 81x40x33/40 | 2160 | 2265 | 2365 | 2470 | 2570 | 2670 | 1695 | 1770 | 1845 |
| 053 SOFA RIGHT ARM | 81x40x33/40 | 2160 | 2265 | 2365 | 2470 | 2570 | 2670 | 1695 | 1770 | 1845 |
| 055 SQUARE CORNER | 44x44x33/40 | 1435 | 1520 | 1605 | 1695 | 1780 | 1865 | 1115 | 1160 | 1200 |
| 056 CHAIR RIGHT ARM | 34x40x33/40 | 1135 | 1190 | 1240 | 1290 | 1340 | 1390 | 885 | 930 | 970 |
| 057 CHAIR LEFT ARM | 34x40x33/40 | 1135 | 1190 | 1240 | 1290 | 1340 | 1390 | 885 | 930 | 970 |
| 061 LOVESEAT RIGHT ARM | 57x40x33/40 | 1745 | 1825 | 1905 | 1990 | 2070 | 2150 | 1365 | 1425 | 1480 |
| 071 ARMLESS RECLINING CHAIR | 24x40x33/40 | 1085 | 1130 | 1180 | 1225 | 1270 | 1315 | 910 | 955 | 1000 |
| 086 ARMLESS LOVESEAT BUMPER LEFT | 68x40x33/40 | 1695 | 1770 | 1845 | 1925 | 2000 | 2075 | 1315 | 1370 | 1430 |
| 088 ARMLESS CHAIR BUMPER LEFT | 45x40x33/40 | 1080 | 1155 | 1225 | 1295 | 1365 | 1440 | 830 | 865 | 905 |
| 089 ARMLESS CHAIR BUMPER RIGHT | 45x40x33/40 | 1080 | 1155 | 1225 | 1295 | 1365 | 1440 | 830 | 865 | 905 |
| 095 APARTMENT SOFA | 80x40x33/40 | 2210 | 2330 | 2455 | 2575 | 2700 | 2820 | 1735 | 1810 | 1885 |
| 096 APARTMENT SOFA LEFT ARM | 71x40x33/40 | 1930 | 2025 | 2120 | 2220 | 2315 | 2410 | 1490 | 1565 | 1640 |
| 097 APARTMENT SOFA RIGHT ARM | 71x40x33/40 | 1930 | 2025 | 2120 | 2220 | 2315 | 2410 | 1490 | 1565 | 1640 |

LEONARDO

FEATURES:

- *Wall hugger power recliners with full footrest (manual n/a). Manual adjustable headrest on all items (2 on square corner & stationary on wedge).
- Seat cushions with shaped foam + 1" layer of memory foam on top; arm with memory foam.
- Stitching: Small thread in fabric & large flat thread in leather.
- Lounge chair reclining back items with "Push Back" mechanism; wall clearance 10".
- *Excludes 043 & 163 chairs: Wall clearance 16"

Note: 2 recliner seats separated by a corner can not be opened at the same time. No recliner seats beside #155 Small Square Corner.

OPTIONS

- Battery Pack: Add \$125/ea.
- Motorized headrest: Add \$125 ea. (Motorized headrest N/A on stationary & lounge chair items).
- Choice of Large or Small 6" Arm: Leg on LARGE arm: LG187 wood or LG189 metal (Black or Chrome). On SMALL 6" Arm: LG08 wood or LG64 metal. Specify colour.
- Seat Depth: 20" or *22". *22" seat depth N/A on chairs 043 & 163.
- 043 & 163 Chairs: with wood base, add \$165 (specify colour).

ACCESSORIES (Available only on *items 159-160-190)

- Metal Cup Holder: \$25 ea. (1 on 160-190 & 2 side by side on 159). Specify colour: Stainless, Black or Antique Gold.
- Accessories: Grommet \$35 ea. | Swivel tray & Wine Glass holder \$20 ea., Tablet holder \$40 & LED Lamp \$50.
- *STORAGE items 159-160-190 with 2 USB/Electric outlets. *Must be used between 2 seats. Pieces are plain (without arm detail) & are not finished on the sides.

| Description | L x D x H | Leather | | | | | | Fabric | | |
|--|-----------------|------------|-------------------------------|--|---|----------------------------------|--------------|--------|----------|------|
| | | 10 Pony | 20 Hugo Madras Softy | 30 Empire Fantasy Illusion Tucson Utah Vintage Yukon | 40 Diamond Elegance Princess Santiago Sensation Sunset Trina Victoria | 50 Bull Cassiope Dublin | 60 Caress | A | B COM | C |
| 124 STORAGE OTTOMAN | 30x22x17 | 560 | 580 | 600 | 620 | 645 | 665 | 480 | 500 | 520 |
| 155 SMALL SQUARE CORNER | 40x40x33/40 | 1435 | 1520 | 1605 | 1695 | 1780 | 1865 | 1115 | 1160 | 1200 |
| 159 WEDGE STORAGE | 10/25 x 35 x 22 | 560 | 585 | 610 | 640 | 665 | 690 | 430 | 440 | 450 |
| 160 STRAIGHT STORAGE | 10x35x22 | 540 | 565 | 590 | 615 | 645 | 670 | 410 | 420 | 430 |
| 163 DBL SWIVEL ROCKING RECLINER CHAIR | 33x34x42 | 1705 | 1800 | 1895 | 1995 | 2090 | 2190 | 1370 | 1410 | 1445 |
| 165 DOUBLE RECLINING CHAIR | 50x40x33/40 | 1765 | 1850 | 1940 | 2025 | 2110 | 2200 | 1460 | 1515 | 1570 |
| 167 APARTMENT SOFA NO ARM BUMPER LEFT | 82x40x33/40 | 1875 | 1980 | 2080 | 2185 | 2285 | 2385 | 1445 | 1520 | 1595 |
| 168 APARTMENT SOFA NO ARM BUMPER RIGHT | 82x40x33/40 | 1875 | 1980 | 2080 | 2185 | 2285 | 2385 | 1445 | 1520 | 1595 |
| 169 DOUBLE RECLINING CHAIR LEFT ARM | 41x40x33/40 | 1480 | 1545 | 1610 | 1680 | 1745 | 1810 | 1215 | 1280 | 1345 |
| 170 DOUBLE RECLINING CHAIR RIGHT ARM | 41x40x33/40 | 1480 | 1545 | 1610 | 1680 | 1745 | 1810 | 1215 | 1280 | 1345 |
| 171 ARMLESS DOUBLE RECLINING CHAIR | 31x40x33/40 | 1165 | 1210 | 1255 | 1300 | 1345 | 1390 | 955 | 1005 | 1055 |
| 173 DOUBLE LOUNGE CHAIR LEFT ARM | 41x62x33/40 | 1435 | 1515 | 1595 | 1680 | 1760 | 1840 | 1130 | 1200 | 1265 |
| 174 DOUBLE LOUNGE CHAIR RIGHT ARM | 41x62x33/40 | 1435 | 1515 | 1595 | 1680 | 1760 | 1840 | 1130 | 1200 | 1265 |
| 175 DOUBLE CHAIR LEFT ARM | 41x40x33/40 | 1200 | 1270 | 1340 | 1415 | 1485 | 1555 | 945 | 1000 | 1055 |
| 176 DOUBLE CHAIR RIGHT ARM | 41x40x33/40 | 1200 | 1270 | 1340 | 1415 | 1485 | 1555 | 945 | 1000 | 1055 |
| 177 ARMLESS DOUBLE CHAIR | 31x40x33/40 | 895 | 945 | 995 | 1045 | 1095 | 1150 | 680 | 725 | 770 |

LEONARDO

FEATURES:

- *Wall hugger power recliners with full footrest (manual n/a). Manual adjustable headrest on all items (2 on square corner & stationary on wedge).
- Seat cushions with shaped foam + 1" layer of memory foam on top; arm with memory foam.
- Stitching: Small thread in fabric & large flat thread in leather.
- Lounge chair reclining back items with "Push Back" mechanism; wall clearance 10".
- *Excludes 043 & 163 chairs: Wall clearance 16"

Note: 2 recliner seats separated by a corner can not be opened at the same time. No recliner seats beside #155 Small Square Corner.

OPTIONS

- Battery Pack: Add \$125/ea.
- Motorized headrest: Add \$125 ea. (Motorized headrest N/A on stationary & lounge chair items).
- Choice of Large or Small 6" Arm: Leg on LARGE arm: LG187 wood or LG189 metal (Black or Chrome). On SMALL 6" Arm: LG08 wood or LG64 metal. Specify colour.
- Seat Depth: 20" or *22". *22" seat depth N/A on chairs 043 & 163.
- 043 & 163 Chairs: with wood base, add \$165 (specify colour).

ACCESSORIES (Available only on *items 159-160-190)

- Metal Cup Holder: \$25 ea. (1 on 160-190 & 2 side by side on 159). Specify colour: Stainless, Black or Antique Gold.
- Accessories: Grommet \$35 ea. | Swivel tray & Wine Glass holder \$20 ea., Tablet holder \$40 & LED Lamp \$50.
- *STORAGE items 159-160-190 with 2 USB/Electric outlets. *Must be used between 2 seats. Pieces are plain (without arm detail) & are not finished on the sides.

| Description | L x D x H | Leather | | | | | | Fabric | | |
|--|----------------|------------|-------------------------------|--|---|----------------------------------|--------------|--------|----------|------|
| | | 10 Pony | 20 Hugo Madras Softy | 30 Empire Fantasy Illusion Tucson Utah Vintage Yukon | 40 Diamond Elegance Princess Santiago Sensation Sunset Trina Victoria | 50 Bull Cassiope Dublin | 60 Caress | A | B COM | C |
| 178 ARMLESS DOUBLE CHAIR BUMPER LEFT | 52x40x33/40 | 1160 | 1230 | 1300 | 1370 | 1445 | 1515 | 910 | 955 | 1000 |
| 179 ARMLESS DOUBLE CHAIR BUMPER RIGHT | 52x40x33/40 | 1160 | 1230 | 1300 | 1370 | 1445 | 1515 | 910 | 955 | 1000 |
| 186 ARMLESS LOVESEAT BUMPER STORAGE-L | 68x40x33/40 | 1815 | 1890 | 1970 | 2045 | 2120 | 2200 | 1435 | 1495 | 1555 |
| 187 ARMLESS LOVESEAT BUMPER STORAGE-R | 68x40x33/40 | 1815 | 1890 | 1970 | 2045 | 2120 | 2200 | 1435 | 1495 | 1555 |
| 188 ARMLESS CHAIR BUMPER STORAGE-L | 45x40x33/40 | 1205 | 1275 | 1345 | 1420 | 1490 | 1560 | 955 | 985 | 1015 |
| 189 ARMLESS CHAIR BUMPER STORAGE-R | 45x40x33/40 | 1205 | 1275 | 1345 | 1420 | 1490 | 1560 | 955 | 985 | 1015 |
| 190 SMALL WEDGE STORAGE | 10/20x35x22 | 540 | 565 | 590 | 615 | 645 | 670 | 410 | 420 | 430 |
| 221 ARMLESS DBL CHAIR BUMPER STORAGE-L | 52x40x33/40 | 1280 | 1350 | 1425 | 1495 | 1565 | 1635 | 1025 | 1075 | 1125 |
| 222 ARMLESS DBL CHAIR BUMPER STORAGE-R | 52x40x33/40 | 1280 | 1350 | 1425 | 1495 | 1565 | 1635 | 1025 | 1075 | 1125 |
| 223 APT SOFA NO ARM BUMPER STORAGE-L | 82x40x33/40 | 1995 | 2100 | 2210 | 2315 | 2425 | 2530 | 1565 | 1640 | 1720 |
| 224 APT SOFA NO ARM BUMPER STORAGE-R | 82x40x33/40 | 1995 | 2100 | 2210 | 2315 | 2425 | 2530 | 1565 | 1640 | 1720 |
| 230 DBLE LOUNGE CHAIR RECLINING BACK L-ARM | 41x62x33/40 | 1575 | 1650 | 1730 | 1805 | 1880 | 1960 | 1235 | 1305 | 1375 |
| 231 DBLE LOUNGE CHAIR RECLINING BACK R-ARM | 41x62x33/40 | 1575 | 1650 | 1730 | 1805 | 1880 | 1960 | 1235 | 1305 | 1375 |
| 232 LOUNGE CHAIR RECLINING BACK LEFT ARM | 34x62x33/40 | 1460 | 1530 | 1600 | 1675 | 1745 | 1815 | 1160 | 1205 | 1250 |
| 233 LOUNGE CHAIR RECLINING BACK RIGHT ARM | 34x62x33/40 | 1460 | 1530 | 1600 | 1675 | 1745 | 1815 | 1160 | 1205 | 1250 |
| 234 SECTIONAL APT SOFA BUMPER LEFT | 96x40/44x33/40 | 2310 | 2440 | 2565 | 2695 | 2820 | 2950 | 1685 | 1765 | 1845 |

LEONARDO

FEATURES:

- *Wall hugger power recliners with full footrest (manual n/a). Manual adjustable headrest on all items (2 on square corner & stationary on wedge).
- Seat cushions with shaped foam + 1" layer of memory foam on top; arm with memory foam.
- Stitching: Small thread in fabric & large flat thread in leather.
- Lounge chair reclining back items with "Push Back" mechanism; wall clearance 10".
- *Excludes 043 & 163 chairs: Wall clearance 16"

Note: 2 recliner seats separated by a corner can not be opened at the same time. No recliner seats beside #155 Small Square Corner.

OPTIONS

- Battery Pack: Add \$125/ea.
- Motorized headrest: Add \$125 ea. (Motorized headrest N/A on stationary & lounge chair items).
- Choice of Large or Small 6" Arm: Leg on LARGE arm: LG187 wood or LG189 metal (Black or Chrome). On SMALL 6" Arm: LG08 wood or LG64 metal. Specify colour.
- Seat Depth: 20" or *22". *22" seat depth N/A on chairs 043 & 163.
- 043 & 163 Chairs: with wood base, add \$165 (specify colour).

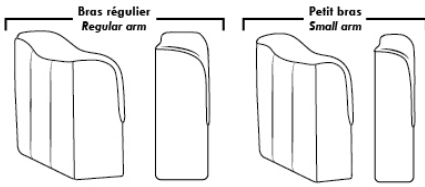
ACCESSORIES (Available only on *items 159-160-190)

- Metal Cup Holder: \$25 ea. (1 on 160-190 & 2 side by side on 159). Specify colour: Stainless, Black or Antique Gold.
- Accessories: Grommet \$35 ea. | Swivel tray & Wine Glass holder \$20 ea., Tablet holder \$40 & LED Lamp \$50.
- *STORAGE items 159-160-190 with 2 USB/Electric outlets. *Must be used between 2 seats. Pieces are plain (without arm detail) & are not finished on the sides.

| Description | L x D x H | Leather | | | | | | Fabric | | |
|-------------------------------------|----------------|------------|-------------------------------|--|---|----------------------------------|--------------|--------|----------|------|
| | | 10 Pony | 20 Hugo Madras Softy | 30 Empire Fantasy Illusion Tucson Utah Vintage Yukon | 40 Diamond Elegance Princess Santiago Sensation Sunset Trina Victoria | 50 Bull Cassiope Dublin | 60 Caress | A | B COM | C |
| 235 SECTIONAL APT SOFA BUMPER RIGHT | 96x40/44x33/40 | 2310 | 2440 | 2565 | 2695 | 2820 | 2950 | 1685 | 1765 | 1845 |
| CONFIGURATIONS | | | | | | | | | | |
| A CONFIG (169-170) | 81X40X40 | 2960 | 3090 | 3220 | 3360 | 3490 | 3620 | 2430 | 2560 | 2690 |
| B CONFIG (169-171-174) | 113X62X40 | 4080 | 4270 | 4460 | 4660 | 4850 | 5040 | 3300 | 3485 | 3665 |
| C CONFIG (096-055-171-170) | 116X116X40 | 6010 | 6300 | 6590 | 6895 | 7185 | 7475 | 4775 | 5010 | 5240 |
| D CONFIG (169-171-235) | 116X96X40 | 4955 | 5195 | 5430 | 5675 | 5910 | 6150 | 3855 | 4050 | 4245 |
| J CONFIG (041-042) | 67X40X40 | 2810 | 2920 | 3030 | 3140 | 3250 | 3370 | 2330 | 2400 | 2470 |
| K CONFIG (041-071-005) | 92X62X40 | 3815 | 3970 | 4135 | 4290 | 4445 | 4605 | 3120 | 3245 | 3370 |
| L CONFIG (012-055-071-042) | 102X102X40 | 5670 | 5935 | 6205 | 6480 | 6745 | 7015 | 4555 | 4740 | 4915 |
| M CONFIG (041-071-024) | 102X89X40 | 4725 | 4960 | 5205 | 5440 | 5680 | 5920 | 3685 | 3850 | 4010 |

LEONARDO

OPTIMA



Spécifications | Specifications

Appui-tête levé / Headrest up
 Appui-tête baissé / Headrest down
 Complètement incliné / Fully reclined

(A) Hauteur complète 40" / Total Height
 (B) Hauteur appui-tête baissé 33" / Height headrest down
 (C) Hauteur du bras 24" / Arm Height
 (D) Hauteur du siège 19,5" / Seat height
 (E) Profondeur inclinée 65" / Depth fully reclined
 (F) Profondeur d'assise 20" ou/ou 22" / Seat depth
 (G) Profondeur appui-tête monté 36" / Depth with headrest up

Siège 30" de large | 30" Seat Width

80" 71" 71" 61"
 40" 095 096 097 021
 96" 82" 82"
 40" 234 167 168
 44"
 96" 82" 82"
 44" 235 223 224
 Allongé à rangement / Bumper with storage
 50" 41" 41" 31" 41" 41"
 40" 017 175 176 177 173 62" 174
 42"/44" Profondeur Depth
 Incinable / Motion Dos inclinable / Push back
 50" 41" 41" 31" 41" 41"
 40" 165 169 170 171 230 62" 231
 42"/44" Profondeur Depth
 Allongé à rangement / Bumper with storage
 52" 52" 52" 52"
 40" 178 179 221 222

Siège 23" de large | 23" Seat Width

66" 57" 57" 47"
 40" 002 012 061 009
 68" 68" 89" 89"
 40" 086 045 048 024
 44"
 68" 68"
 40" 186 187
 Allongé à rangement / Bumper with storage
 43" 34" 34" 24" 34" 34"
 40" 001 057 056 051 011 62" 005
 42"/44" Profondeur Depth
 Incinable / Motion Dos inclinable / Push back Allongé à rangement / Bumper with storage
 43" 34" 34" 24" 34" 34"
 40" 044 041 042 071 232 62" 233
 42"/44" Profondeur Depth
 45" 45"
 40" 088 089
 90" 81" 81" 71"
 40" 003 052 053 040

Autres | Others

Fauteuil berçant, pivotant et inclinable / Swivel, rocking motion chair

N'est pas un mécanisme protège-mur / Not a wall hugger mechanism
 Dégagement mural: 16" / Wall clearance: 16"

Simple / Single: 30" H=42", 34" W, 19" D
 Double: 33" H=42", 34" W, 22" D

Centre rond / Wedge: 49" H=33", 050
 Coin carré / Square corner: 44" H=40", 055
 Petit coin carré / Small corner: 40" H=40", 155
 Pouf à rangement / Storage ottoman: 30" H=17", 22" W, 124
 Rangement à angle / Wedge storage: 25" H=22", 35" W, 10" D, 159
 Rangement droit / Straight storage: 10" H=22", 35" W, 160
 Petit rangement à angle / Small Wedge storage: 20" H=22", 35" W, 10" D, 190

30" Populaires | Popular CONFIGURATIONS 23"

81" 113" 116" 116" 102" 102"
 40" 169 170 169 171 174 62" 096 055 171 170 116" 116"
 A B C
 40" 169 171 235 96"
 D
 67" 92" 102" 102"
 40" 041 042 041 071 005 62" 012 055 071 042 89"
 J K L M

Nos produits sont fabriqués à la main et des variations mineures peuvent survenir. / Our product is hand-made and minor variations can occur.

CDN Price List

LIMBO

LEGS: Specify colour of legs LG6.

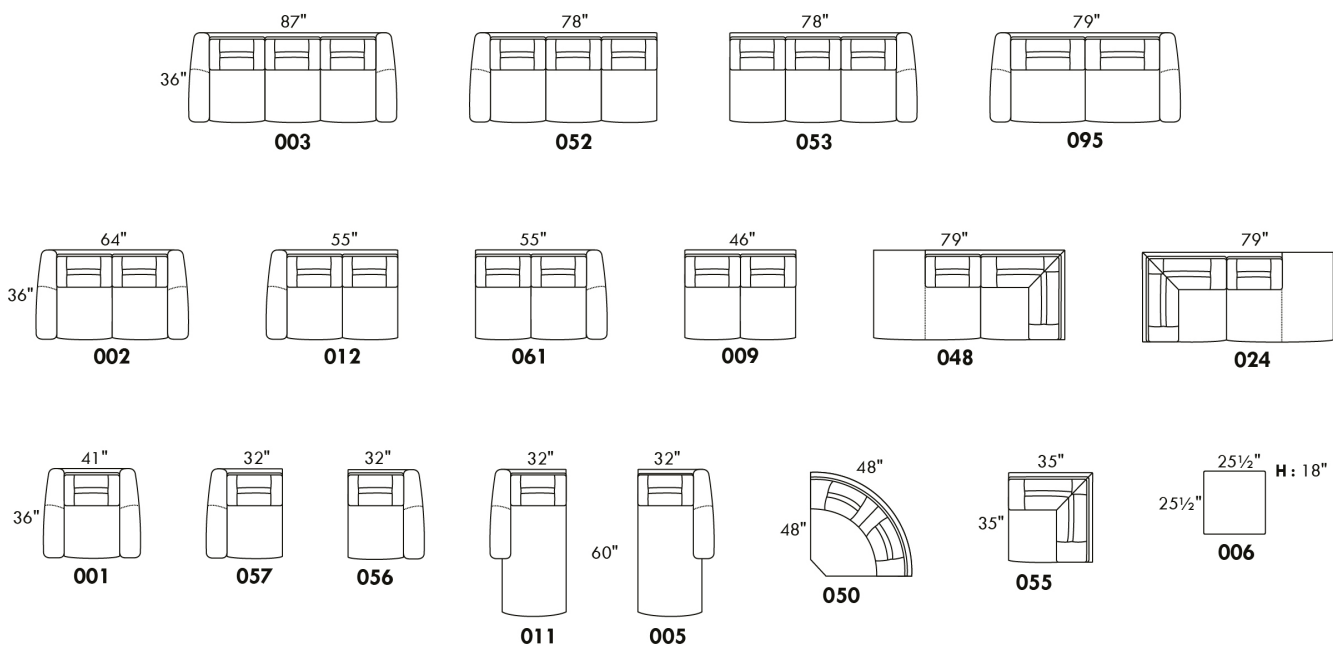
COMBO: Cover #2 on back only. PLAIN FABRIC RECOMMENDED.

| Description | L x D x H | Leather | | | | | | Fabric | | |
|-------------------------------------|--------------|------------|-------------------------------|--|---|----------------------------------|--------------|--------|----------|------|
| | | 10 Pony | 20 Hugo Madras Softy | 30 Empire Fantasy Illusion Tucson Utah Vintage Yukon | 40 Diamond Elegance Princess Santiago Sensation Sunset Trina Victoria | 50 Bull Cassiope Dublin | 60 Caress | A | B COM | C |
| 001 CHAIR | 41X36X34 | 1060 | 1130 | 1210 | 1285 | 1350 | 1430 | 765 | 810 | 850 |
| 002 LOVESEAT | 64X36X34 | 1410 | 1510 | 1610 | 1715 | 1815 | 1900 | 1005 | 1065 | 1120 |
| 003 SOFA | 87X36X34 | 1635 | 1765 | 1895 | 2020 | 2150 | 2280 | 1210 | 1290 | 1365 |
| 005 LOUNGE CHAIR RIGHT ARM | 32X60X34 | 1225 | 1325 | 1430 | 1530 | 1620 | 1730 | 830 | 885 | 955 |
| 006 OTTOMAN | 25.5X25.5X18 | 460 | 510 | 540 | 570 | 605 | 640 | 395 | 405 | 415 |
| 009 ARMLESS LOVESEAT | 46X36X34 | 1170 | 1265 | 1355 | 1455 | 1545 | 1630 | 855 | 920 | 980 |
| 011 LOUNGE CHAIR LEFT ARM | 32X60X34 | 1225 | 1325 | 1430 | 1530 | 1620 | 1730 | 830 | 885 | 955 |
| 012 LOVESEAT LEFT ARM | 55X36X34 | 1245 | 1345 | 1455 | 1555 | 1640 | 1750 | 925 | 990 | 1060 |
| 024 SECTIONAL LOVESEAT BUMPER RIGHT | 79X36X34 | 1305 | 1395 | 1495 | 1580 | 1685 | 1765 | 975 | 1025 | 1095 |
| 048 SECTIONAL LOVESEAT BUMPER LEFT | 79X36X34 | 1305 | 1395 | 1495 | 1580 | 1685 | 1765 | 975 | 1025 | 1095 |
| 050 WEDGE | 48X48X34 | 1045 | 1130 | 1225 | 1315 | 1395 | 1485 | 830 | 870 | 920 |
| 052 SOFA LEFT ARM | 78X36X34 | 1490 | 1610 | 1745 | 1865 | 1990 | 2115 | 1130 | 1205 | 1275 |
| 053 SOFA RIGHT ARM | 78X36X34 | 1490 | 1610 | 1745 | 1865 | 1990 | 2115 | 1130 | 1205 | 1275 |
| 055 SQUARE CORNER | 35X35X34 | 1015 | 1100 | 1190 | 1265 | 1340 | 1420 | 765 | 815 | 865 |
| 056 CHAIR RIGHT ARM | 32X36X34 | 945 | 975 | 1015 | 1060 | 1100 | 1135 | 700 | 740 | 775 |
| 057 CHAIR LEFT ARM | 32X36X34 | 945 | 975 | 1015 | 1060 | 1100 | 1135 | 700 | 740 | 775 |
| 061 LOVESEAT RIGHT ARM | 55X36X34 | 1245 | 1345 | 1455 | 1555 | 1640 | 1750 | 925 | 990 | 1060 |
| 095 APARTMENT SOFA | 79X36X34 | 1560 | 1670 | 1780 | 1895 | 2010 | 2120 | 1160 | 1225 | 1290 |
| CONFIGURATIONS | | | | | | | | | | |
| A CONF. A (052-005) | 110X60X34 | 2715 | 2935 | 3175 | 3395 | 3610 | 3845 | 1960 | 2090 | 2230 |
| B CONF. B (048-053) | 114X79X34 | 2795 | 3005 | 3240 | 3445 | 3675 | 3880 | 2105 | 2230 | 2370 |
| C CONF. C (012-050-061) | 103X103X34 | 3535 | 3820 | 4135 | 4425 | 4675 | 4985 | 2680 | 2850 | 3040 |
| D CONF. D (011-009-024) | 114X79X34 | 3700 | 3985 | 4280 | 4565 | 4850 | 5125 | 2660 | 2830 | 3030 |
| E CONF. E (057-024) | 79X68X34 | 2250 | 2370 | 2510 | 2640 | 2785 | 2900 | 1675 | 1765 | 1870 |
| F CONF. F (003-001-006) | 87X36X34 | 3155 | 3405 | 3645 | 3875 | 4105 | 4350 | 2370 | 2505 | 2630 |

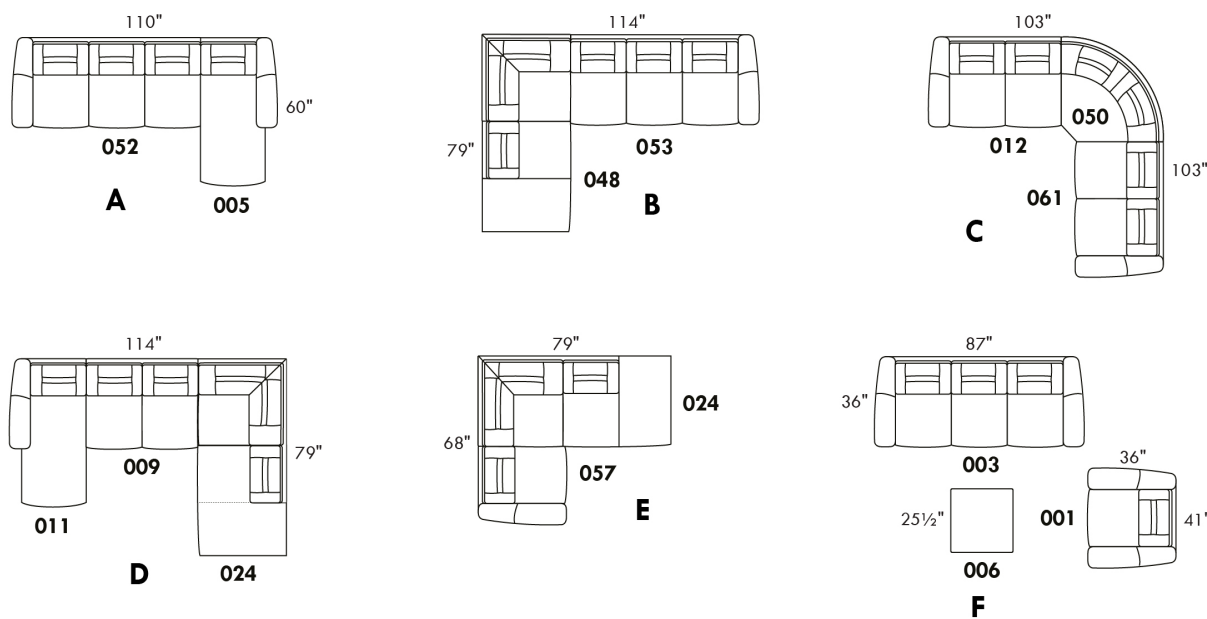
LIMBO



Hauteur complète 34" | Hauteur de siège 18" | Profondeur d'assise 21"
 Total Height 34" | Seat Height 18" | Seat Depth 21"



CONFIGURATIONS



www.jaymar.ca

Toutes les dimensions indiquées sont au pouce près. Nos produits sont fabriqués à la main et des variations mineures peuvent survenir.
 All dimensions indicated are to the nearest inch. Our product is hand-made and minor variations can occur.

LONDON

FEATURES:

- *Wall hugger power recliners with full footrest (manual n/a).
- Manual adjustable headrest on all items (2 on square corner & stationary on wedge).
- Seat cushions with shaped foam + 1" layer of memory foam on top; arm with memory foam.
- Stitching: Small thread in fabric & large flat thread in leather.
- Lounge chair reclining back items with "Push Back" mechanism; wall clearance 10".
- *Excludes 043 & 163 chairs: Wall clearance 16"

Note: 2 recliner seats separated by a corner can not be opened at the same time. No recliner seats beside #155 Small Square Corner.

OPTIONS

- Battery Pack: Add \$125/ea.
- Motorized headrest: Add \$125 ea. (Motorized headrest N/A on stationary & lounge chair items).
- Choice of Large or Small 6" Arm: Leg on LARGE arm: LG103 wood or LG189 metal (Black or Chrome). SMALL 6" Arm: LG08 wood or LG196 metal (Black or Chrome). Specify colour.
- Seat Depth: 20" or *22". *22" seat depth N/A on chairs 043 & 163.
- 043 & 163 Chairs: with wood base, add \$165 (specify colour).

ACCESSORIES (Available only on *items 159-160-190)

- Metal Cup Holder: \$25 ea. (1 on 160-190 & 2 side by side on 159). Specify colour: Stainless, Black or Antique Gold.
- Accessories: Grommet \$35 ea. | Swivel tray & Wine Glass holder \$20 ea., Tablet holder \$40 & LED Lamp \$50.
- *STORAGE items 159-160-190 with 2 USB/Electric outlets. *Must be used between 2 seats. Pieces are plain (without arm detail) & are not finished on the sides.

| Description | L x D x H | Leather | | | | | | Fabric | | |
|-------------------------------------|----------------|------------|-------------------------------|--|---|----------------------------------|--------------|--------|----------|------|
| | | 10 Pony | 20 Hugo Madras Softy | 30 Empire Fantasy Illusion Tucson Utah Vintage Yukon | 40 Diamond Elegance Princess Santiago Sensation Sunset Trina Victoria | 50 Bull Cassiope Dublin | 60 Caress | A | B COM | C |
| 001 CHAIR | 46x40x33/40 | 1420 | 1500 | 1580 | 1665 | 1745 | 1825 | 1130 | 1165 | 1195 |
| 002 LOVESEAT | 69x40x33/40 | 2030 | 2125 | 2225 | 2320 | 2415 | 2515 | 1600 | 1665 | 1725 |
| 003 SOFA | 93x40x33/40 | 2450 | 2575 | 2705 | 2830 | 2960 | 3085 | 1935 | 2010 | 2085 |
| 005 LOUNGE CHAIR RIGHT ARM | 35x62x33/40 | 1325 | 1380 | 1440 | 1495 | 1550 | 1605 | 1045 | 1090 | 1135 |
| 009 ARMLESS LOVESEAT | 47x40x33/40 | 1425 | 1485 | 1545 | 1605 | 1670 | 1730 | 1100 | 1165 | 1225 |
| 011 LOUNGE CHAIR LEFT ARM | 35x62x33/40 | 1325 | 1380 | 1440 | 1495 | 1550 | 1605 | 1045 | 1090 | 1135 |
| 012 LOVESEAT LEFT ARM | 58x40x33/40 | 1745 | 1825 | 1905 | 1990 | 2070 | 2150 | 1365 | 1425 | 1480 |
| 017 DOUBLE CHAIR | 53x40x33/40 | 1490 | 1575 | 1665 | 1750 | 1835 | 1925 | 1180 | 1230 | 1280 |
| 021 APARTMENT SOFA NO ARM | 61x40x33/40 | 1605 | 1695 | 1780 | 1865 | 1955 | 2040 | 1235 | 1305 | 1375 |
| 024 SECTIONAL LOVESEAT BUMPER RIGHT | 89x40/44x33/40 | 2235 | 2370 | 2510 | 2645 | 2785 | 2920 | 1610 | 1695 | 1775 |
| 040 ARMLESS SOFA | 71x40x33/40 | 1840 | 1935 | 2025 | 2115 | 2210 | 2300 | 1435 | 1515 | 1595 |
| 041 RECLINING CHAIR LEFT ARM | 35x40x33/40 | 1405 | 1460 | 1515 | 1570 | 1625 | 1685 | 1165 | 1200 | 1235 |
| 042 RECLINING CHAIR RIGHT ARM | 35x40x33/40 | 1405 | 1460 | 1515 | 1570 | 1625 | 1685 | 1165 | 1200 | 1235 |
| 043 SWIVEL ROCKING RECLINING CHAIR | 30x34x42 | 1665 | 1755 | 1845 | 1940 | 2030 | 2120 | 1365 | 1405 | 1440 |
| 044 RECLINER CHAIR | 46x40x33/40 | 1695 | 1765 | 1835 | 1905 | 1980 | 2050 | 1405 | 1435 | 1465 |
| 045 ARMLESS LOVESEAT BUMPER RIGHT | 68x40x33/40 | 1695 | 1770 | 1845 | 1925 | 2000 | 2075 | 1315 | 1370 | 1430 |

LONDON

FEATURES:

- *Wall hugger power recliners with full footrest (manual n/a).
- Manual adjustable headrest on all items (2 on square corner & stationary on wedge).
- Seat cushions with shaped foam + 1" layer of memory foam on top; arm with memory foam.
- Stitching: Small thread in fabric & large flat thread in leather.
- Lounge chair reclining back items with "Push Back" mechanism; wall clearance 10".
- *Excludes 043 & 163 chairs: Wall clearance 16"

Note: 2 recliner seats separated by a corner can not be opened at the same time. No recliner seats beside #155 Small Square Corner.

OPTIONS

- Battery Pack: Add \$125/ea.
- Motorized headrest: Add \$125 ea. (Motorized headrest N/A on stationary & lounge chair items).
- Choice of Large or Small 6" Arm: Leg on LARGE arm: LG103 wood or LG189 metal (Black or Chrome). SMALL 6" Arm: LG08 wood or LG196 metal (Black or Chrome). Specify colour.
- Seat Depth: 20" or *22". *22" seat depth N/A on chairs 043 & 163.
- 043 & 163 Chairs: with wood base, add \$165 (specify colour).

ACCESSORIES (Available only on *items 159-160-190)

- Metal Cup Holder: \$25 ea. (1 on 160-190 & 2 side by side on 159). Specify colour: Stainless, Black or Antique Gold.
- Accessories: Grommet \$35 ea. | Swivel tray & Wine Glass holder \$20 ea., Tablet holder \$40 & LED Lamp \$50.
- *STORAGE items 159-160-190 with 2 USB/Electric outlets. *Must be used between 2 seats. Pieces are plain (without arm detail) & are not finished on the sides.

| Description | L x D x H | Leather | | | | | | Fabric | | |
|------------------------------------|----------------|------------|-------------------------------|--|---|----------------------------------|--------------|--------|----------|------|
| | | 10 Pony | 20 Hugo Madras Softy | 30 Empire Fantasy Illusion Tucson Utah Vintage Yukon | 40 Diamond Elegance Princess Santiago Sensation Sunset Trina Victoria | 50 Bull Cassiope Dublin | 60 Caress | A | B COM | C |
| 048 SECTIONAL LOVESEAT BUMPER LEFT | 89x40/44x33/40 | 2235 | 2370 | 2510 | 2645 | 2785 | 2920 | 1610 | 1695 | 1775 |
| 050 WEDGE | 49x49x33 | 1240 | 1320 | 1405 | 1485 | 1565 | 1645 | 895 | 940 | 985 |
| 051 ARMLESS CHAIR | 24x40x33/40 | 815 | 855 | 900 | 940 | 980 | 1020 | 625 | 670 | 710 |
| 052 SOFA LEFT ARM | 82x40x33/40 | 2160 | 2265 | 2365 | 2470 | 2570 | 2670 | 1695 | 1770 | 1845 |
| 053 SOFA RIGHT ARM | 82x40x33/40 | 2160 | 2265 | 2365 | 2470 | 2570 | 2670 | 1695 | 1770 | 1845 |
| 055 SQUARE CORNER | 44x44x33/40 | 1435 | 1520 | 1605 | 1695 | 1780 | 1865 | 1115 | 1160 | 1200 |
| 056 CHAIR RIGHT ARM | 35x40x33/40 | 1135 | 1190 | 1240 | 1290 | 1340 | 1390 | 885 | 930 | 970 |
| 057 CHAIR LEFT ARM | 35x40x33/40 | 1135 | 1190 | 1240 | 1290 | 1340 | 1390 | 885 | 930 | 970 |
| 061 LOVESEAT RIGHT ARM | 58x40x33/40 | 1745 | 1825 | 1905 | 1990 | 2070 | 2150 | 1365 | 1425 | 1480 |
| 071 ARMLESS RECLINING CHAIR | 24x40x33/40 | 1085 | 1130 | 1180 | 1225 | 1270 | 1315 | 910 | 955 | 1000 |
| 086 ARMLESS LOVESEAT BUMPER LEFT | 68x40x33/40 | 1695 | 1770 | 1845 | 1925 | 2000 | 2075 | 1315 | 1370 | 1430 |
| 088 ARMLESS CHAIR BUMPER LEFT | 45x40x33/40 | 1080 | 1155 | 1225 | 1295 | 1365 | 1440 | 830 | 865 | 905 |
| 089 ARMLESS CHAIR BUMPER RIGHT | 45x40x33/40 | 1080 | 1155 | 1225 | 1295 | 1365 | 1440 | 830 | 865 | 905 |
| 095 APARTMENT SOFA | 83x40x33/40 | 2210 | 2330 | 2455 | 2575 | 2700 | 2820 | 1735 | 1810 | 1885 |
| 096 APARTMENT SOFA LEFT ARM | 72x40x33/40 | 1930 | 2025 | 2120 | 2220 | 2315 | 2410 | 1490 | 1565 | 1640 |
| 097 APARTMENT SOFA RIGHT ARM | 72x40x33/40 | 1930 | 2025 | 2120 | 2220 | 2315 | 2410 | 1490 | 1565 | 1640 |

LONDON

FEATURES:

- *Wall hugger power recliners with full footrest (manual n/a).
- Manual adjustable headrest on all items (2 on square corner & stationary on wedge).
- Seat cushions with shaped foam + 1" layer of memory foam on top; arm with memory foam.
- Stitching: Small thread in fabric & large flat thread in leather.
- Lounge chair reclining back items with "Push Back" mechanism; wall clearance 10".
- *Excludes 043 & 163 chairs: Wall clearance 16"

Note: 2 recliner seats separated by a corner can not be opened at the same time. No recliner seats beside #155 Small Square Corner.

OPTIONS

- Battery Pack: Add \$125/ea.
- Motorized headrest: Add \$125 ea. (Motorized headrest N/A on stationary & lounge chair items).
- Choice of Large or Small 6" Arm: Leg on LARGE arm: LG103 wood or LG189 metal (Black or Chrome). SMALL 6" Arm: LG08 wood or LG196 metal (Black or Chrome). Specify colour.
- Seat Depth: 20" or *22". *22" seat depth N/A on chairs 043 & 163.
- 043 & 163 Chairs: with wood base, add \$165 (specify colour).

ACCESSORIES (Available only on *items 159-160-190)

- Metal Cup Holder: \$25 ea. (1 on 160-190 & 2 side by side on 159). Specify colour: Stainless, Black or Antique Gold.
- Accessories: Grommet \$35 ea. | Swivel tray & Wine Glass holder \$20 ea., Tablet holder \$40 & LED Lamp \$50.
- *STORAGE items 159-160-190 with 2 USB/Electric outlets. *Must be used between 2 seats. Pieces are plain (without arm detail) & are not finished on the sides.

| Description | L x D x H | Leather | | | | | | Fabric | | |
|--|-------------|---------|----------------------|--|---|-------------------------|-----------|--------|-------|------|
| | | 10 Pony | 20 Hugo Madras Softy | 30 Empire Fantasy Illusion Tucson Utah Vintage Yukon | 40 Diamond Elegance Princess Santiago Sensation Sunset Trina Victoria | 50 Bull Cassiope Dublin | 60 Caress | A | B COM | C |
| 124 STORAGE OTTOMAN | 30x22x17 | 560 | 580 | 600 | 620 | 645 | 665 | 480 | 500 | 520 |
| 155 SMALL SQUARE CORNER | 40x40x33/40 | 1435 | 1520 | 1605 | 1695 | 1780 | 1865 | 1115 | 1160 | 1200 |
| 159 WEDGE STORAGE | 10/25x35x22 | 560 | 585 | 610 | 640 | 665 | 690 | 430 | 440 | 450 |
| 160 STRAIGHT STORAGE | 10x35x22 | 540 | 565 | 590 | 615 | 645 | 670 | 410 | 420 | 430 |
| 163 DBL SWIVEL ROCKING RECLINER CHAIR | 33x34x42 | 1705 | 1800 | 1895 | 1995 | 2090 | 2190 | 1370 | 1410 | 1445 |
| 165 DOUBLE RECLINING CHAIR | 53x40x33/40 | 1765 | 1850 | 1940 | 2025 | 2110 | 2200 | 1460 | 1515 | 1570 |
| 167 APARTMENT SOFA NO ARM BUMPER LEFT | 82x40x33/40 | 1875 | 1980 | 2080 | 2185 | 2285 | 2385 | 1445 | 1520 | 1595 |
| 168 APARTMENT SOFA NO ARM BUMPER RIGHT | 82x40x33/40 | 1875 | 1980 | 2080 | 2185 | 2285 | 2385 | 1445 | 1520 | 1595 |
| 169 DOUBLE RECLINING CHAIR LEFT ARM | 42x40x33/40 | 1480 | 1545 | 1610 | 1680 | 1745 | 1810 | 1215 | 1280 | 1345 |
| 170 DOUBLE RECLINING CHAIR RIGHT ARM | 42x40x33/40 | 1480 | 1545 | 1610 | 1680 | 1745 | 1810 | 1215 | 1280 | 1345 |
| 171 ARMLESS DOUBLE RECLINING CHAIR | 31x40x33/40 | 1165 | 1210 | 1255 | 1300 | 1345 | 1390 | 955 | 1005 | 1055 |
| 173 DOUBLE LOUNGE CHAIR LEFT ARM | 42x62x33/40 | 1435 | 1515 | 1595 | 1680 | 1760 | 1840 | 1130 | 1200 | 1265 |
| 174 DOUBLE LOUNGE CHAIR RIGHT ARM | 42x62x33/40 | 1435 | 1515 | 1595 | 1680 | 1760 | 1840 | 1130 | 1200 | 1265 |
| 175 DOUBLE CHAIR LEFT ARM | 42x40x33/40 | 1200 | 1270 | 1340 | 1415 | 1485 | 1555 | 945 | 1000 | 1055 |
| 176 DOUBLE CHAIR RIGHT ARM | 42x40x33/40 | 1200 | 1270 | 1340 | 1415 | 1485 | 1555 | 945 | 1000 | 1055 |
| 177 ARMLESS DOUBLE CHAIR | 31x40x33/40 | 895 | 945 | 995 | 1045 | 1095 | 1150 | 680 | 725 | 770 |

LONDON

FEATURES:

- *Wall hugger power recliners with full footrest (manual n/a).
- Manual adjustable headrest on all items (2 on square corner & stationary on wedge).
- Seat cushions with shaped foam + 1" layer of memory foam on top; arm with memory foam.
- Stitching: Small thread in fabric & large flat thread in leather.
- Lounge chair reclining back items with "Push Back" mechanism; wall clearance 10".
- *Excludes 043 & 163 chairs: Wall clearance 16"

Note: 2 recliner seats separated by a corner can not be opened at the same time. No recliner seats beside #155 Small Square Corner.

OPTIONS

- Battery Pack: Add \$125/ea.
- Motorized headrest: Add \$125 ea. (Motorized headrest N/A on stationary & lounge chair items).
- Choice of Large or Small 6" Arm: Leg on LARGE arm: LG103 wood or LG189 metal (Black or Chrome). SMALL 6" Arm: LG08 wood or LG196 metal (Black or Chrome). Specify colour.
- Seat Depth: 20" or *22". *22" seat depth N/A on chairs 043 & 163.
- 043 & 163 Chairs: with wood base, add \$165 (specify colour).

ACCESSORIES (Available only on *items 159-160-190)

- Metal Cup Holder: \$25 ea. (1 on 160-190 & 2 side by side on 159). Specify colour: Stainless, Black or Antique Gold.
- Accessories: Grommet \$35 ea. | Swivel tray & Wine Glass holder \$20 ea., Tablet holder \$40 & LED Lamp \$50.
- *STORAGE items 159-160-190 with 2 USB/Electric outlets. *Must be used between 2 seats. Pieces are plain (without arm detail) & are not finished on the sides.

| Description | L x D x H | Leather | | | | | | Fabric | | |
|--|----------------|------------|-------------------------------|--|---|----------------------------------|--------------|--------|----------|------|
| | | 10 Pony | 20 Hugo Madras Softy | 30 Empire Fantasy Illusion Tucson Utah Vintage Yukon | 40 Diamond Elegance Princess Santiago Sensation Sunset Trina Victoria | 50 Bull Cassiope Dublin | 60 Caress | A | B COM | C |
| 178 ARMLESS DOUBLE CHAIR BUMPER LEFT | 52x40x33/40 | 1160 | 1230 | 1300 | 1370 | 1445 | 1515 | 910 | 955 | 1000 |
| 179 ARMLESS DOUBLE CHAIR BUMPER RIGHT | 52x40x33/40 | 1160 | 1230 | 1300 | 1370 | 1445 | 1515 | 910 | 955 | 1000 |
| 186 ARMLESS LOVESEAT BUMPER STORAGE-L | 68x40x33/40 | 1815 | 1890 | 1970 | 2045 | 2120 | 2200 | 1435 | 1495 | 1555 |
| 187 ARMLESS LOVESEAT BUMPER STORAGE-R | 68x40x33/40 | 1815 | 1890 | 1970 | 2045 | 2120 | 2200 | 1435 | 1495 | 1555 |
| 188 ARMLESS CHAIR BUMPER STORAGE-L | 45x40x33/40 | 1205 | 1275 | 1345 | 1420 | 1490 | 1560 | 955 | 985 | 1015 |
| 189 ARMLESS CHAIR BUMPER STORAGE-R | 45x40x33/40 | 1205 | 1275 | 1345 | 1420 | 1490 | 1560 | 955 | 985 | 1015 |
| 190 SMALL WEDGE STORAGE | 10/20x35x22 | 540 | 565 | 590 | 615 | 645 | 670 | 410 | 420 | 430 |
| 221 ARMLESS DBL CHAIR BUMPER STORAGE-L | 52x40x33/40 | 1280 | 1350 | 1425 | 1495 | 1565 | 1635 | 1025 | 1075 | 1125 |
| 222 ARMLESS DBL CHAIR BUMPER STORAGE-R | 52x40x33/40 | 1280 | 1350 | 1425 | 1495 | 1565 | 1635 | 1025 | 1075 | 1125 |
| 223 APT SOFA NO ARM BUMPER STORAGE-L | 82x40x33/40 | 1995 | 2100 | 2210 | 2315 | 2425 | 2530 | 1565 | 1640 | 1720 |
| 224 APT SOFA NO ARM BUMPER STORAGE-R | 82x40x33/40 | 1995 | 2100 | 2210 | 2315 | 2425 | 2530 | 1565 | 1640 | 1720 |
| 230 DBLE LOUNGE CHAIR RECLINING BACK L-ARM | 42x62x33/40 | 1575 | 1650 | 1730 | 1805 | 1880 | 1960 | 1235 | 1305 | 1375 |
| 231 DBLE LOUNGE CHAIR RECLINING BACK R-ARM | 42x62x33/40 | 1575 | 1650 | 1730 | 1805 | 1880 | 1960 | 1235 | 1305 | 1375 |
| 232 LOUNGE CHAIR RECLINING BACK LEFT ARM | 35x62x33/40 | 1460 | 1530 | 1600 | 1675 | 1745 | 1815 | 1160 | 1205 | 1250 |
| 233 LOUNGE CHAIR RECLINING BACK RIGHT ARM | 35x62x33/40 | 1460 | 1530 | 1600 | 1675 | 1745 | 1815 | 1160 | 1205 | 1250 |
| 234 SECTIONAL APT SOFA BUMPER LEFT | 96x40/44x33/40 | 2310 | 2440 | 2565 | 2695 | 2820 | 2950 | 1685 | 1765 | 1845 |

LONDON

FEATURES:

- *Wall hugger power recliners with full footrest (manual n/a).
- Manual adjustable headrest on all items (2 on square corner & stationary on wedge).
- Seat cushions with shaped foam + 1" layer of memory foam on top; arm with memory foam.
- Stitching: Small thread in fabric & large flat thread in leather.
- Lounge chair reclining back items with "Push Back" mechanism; wall clearance 10".

*Excludes 043 & 163 chairs: Wall clearance 16"

Note: 2 recliner seats separated by a corner can not be opened at the same time. No recliner seats beside #155 Small Square Corner.

OPTIONS

- Battery Pack: Add \$125/ea.
- Motorized headrest: Add \$125 ea. (Motorized headrest N/A on stationary & lounge chair items).
- Choice of Large or Small 6" Arm: Leg on LARGE arm: LG103 wood or LG189 metal (Black or Chrome). SMALL 6" Arm: LG08 wood or LG196 metal (Black or Chrome). Specify colour.
- Seat Depth: 20" or *22". *22" seat depth N/A on chairs 043 & 163.
- 043 & 163 Chairs: with wood base, add \$165 (specify colour).

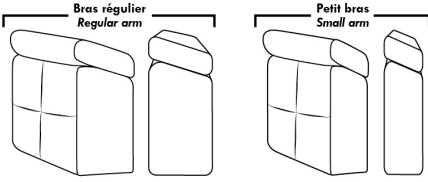
ACCESSORIES (Available only on *items 159-160-190)

- Metal Cup Holder: \$25 ea. (1 on 160-190 & 2 side by side on 159). Specify colour: Stainless, Black or Antique Gold.
- Accessories: Grommet \$35 ea. | Swivel tray & Wine Glass holder \$20 ea., Tablet holder \$40 & LED Lamp \$50.
- *STORAGE items 159-160-190 with 2 USB/Electric outlets. *Must be used between 2 seats. Pieces are plain (without arm detail) & are not finished on the sides.

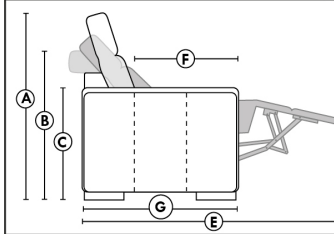
| Description | L x D x H | Leather | | | | | | Fabric | | |
|-------------------------------------|----------------|------------|-------------------------------|--|---|----------------------------------|--------------|--------|----------|------|
| | | 10 Pony | 20 Hugo Madras Softy | 30 Empire Fantasy Illusion Tucson Utah Vintage Yukon | 40 Diamond Elegance Princess Santiago Sensation Sunset Trina Victoria | 50 Bull Cassiope Dublin | 60 Caress | A | B COM | C |
| 235 SECTIONAL APT SOFA BUMPER RIGHT | 96x40/44x33/40 | 2310 | 2440 | 2565 | 2695 | 2820 | 2950 | 1685 | 1765 | 1845 |
| CONFIGURATIONS | | | | | | | | | | |
| A CONFIG (169-170) | 84X40X40 | 2960 | 3090 | 3220 | 3360 | 3490 | 3620 | 2430 | 2560 | 2690 |
| B CONFIG (169-171-174) | 115X62X40 | 4080 | 4270 | 4460 | 4660 | 4850 | 5040 | 3300 | 3485 | 3665 |
| C CONFIG (096-055-171-170) | 116X116X40 | 6010 | 6300 | 6590 | 6895 | 7185 | 7475 | 4775 | 5010 | 5240 |
| D CONFIG (169-171-235) | 116X96X40 | 4955 | 5195 | 5430 | 5675 | 5910 | 6150 | 3855 | 4050 | 4245 |
| J CONFIG (041-042) | 70X40X40 | 2810 | 2920 | 3030 | 3140 | 3250 | 3370 | 2330 | 2400 | 2470 |
| K CONFIG (041-071-005) | 94X62X40 | 3815 | 3970 | 4135 | 4290 | 4445 | 4605 | 3120 | 3245 | 3370 |
| L CONFIG (012-055-071-042) | 102X102X40 | 5670 | 5935 | 6205 | 6480 | 6745 | 7015 | 4555 | 4740 | 4915 |
| M CONFIG (041-071-024) | 103X89X40 | 4725 | 4960 | 5205 | 5440 | 5680 | 5920 | 3685 | 3850 | 4010 |

LONDON

OPTIMA

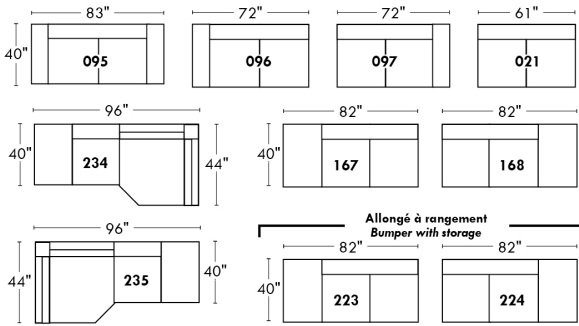


Spécifications | Specifications

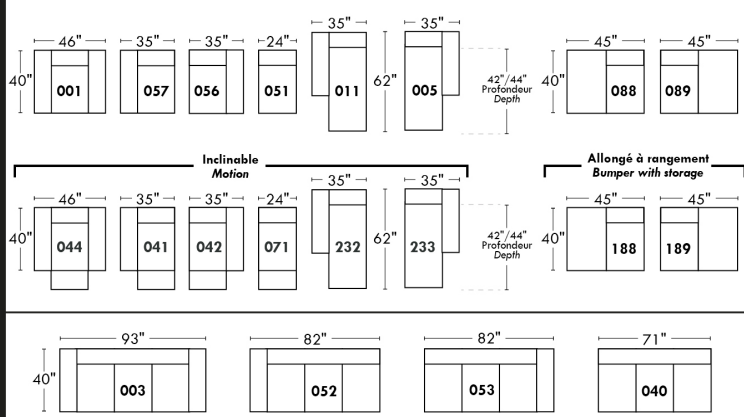
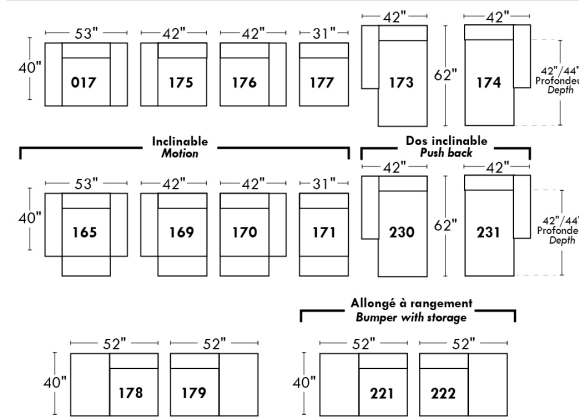
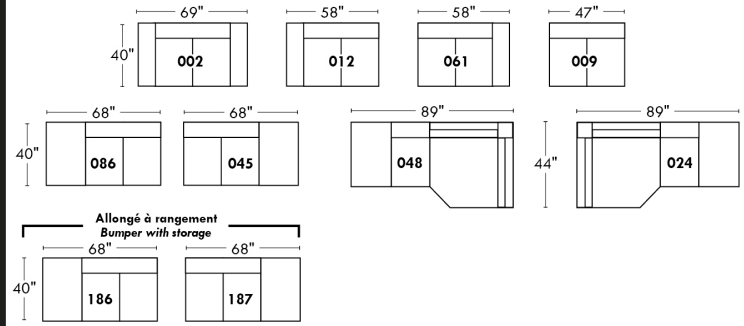


- Appui-tête levé / Headrest up
 - Appui-tête baissé / Headrest down
 - Complètement incliné / Fully reclined
- (A) Hauteur complète 40" Total Height
 - (B) Hauteur appui-tête baissé 33" Height headrest down
 - (C) Hauteur du bras 22,5" Arm Height
 - (D) Hauteur du siège 19,5" Seat height
 - (E) Profondeur inclinée 65" Depth fully reclined
 - (F) Profondeur d'assise 20" ou/ or 22" Seat depth
 - (G) Profondeur appui-tête monté 36" Depth with headrest up

Siège 30" de large | 30" Seat Width



Siège 23" de large | 23" Seat Width



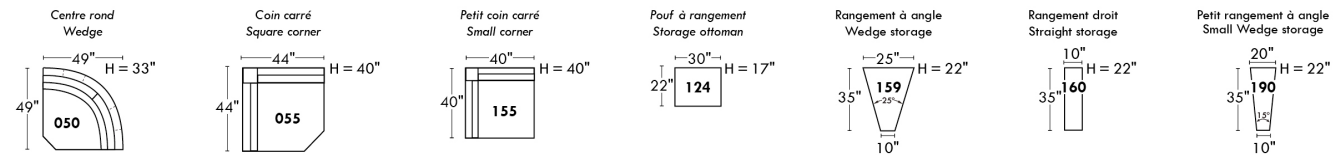
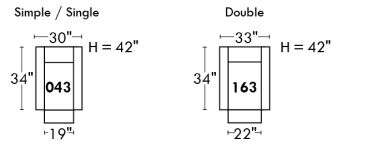
Autres | Others

Fauteuil berçant, pivotant et inclinable

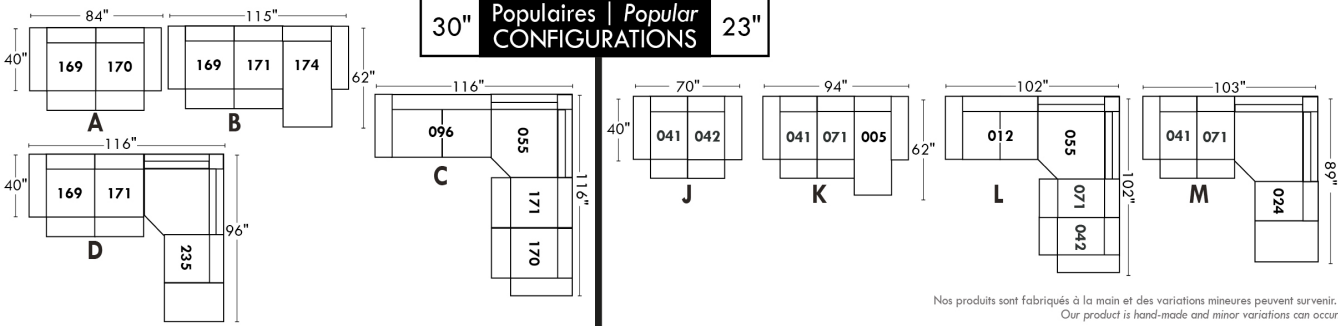
N'est pas un mécanisme protège-mur / Dégagement mural: 16"

Swivel, rocking motion chair

Not a wall hugger mechanism / Wall clearance: 16"



30" Populaires | Popular CONFIGURATIONS 23"



Nos produits sont fabriqués à la main et des variations mineures peuvent survenir. / Our product is hand-made and minor variations can occur.

LUCAS

FEATURES: Pocket coil in seat cushions. OPTION: Upholstered seat cushions with shaped foam and 1" layer of memory foam at no additional charge.

LEG: Wood leg LG161 round or LG4 square; specify colour. Metal leg: LG82.

RECOMMENDED in PLAIN FABRIC only. In fabric, the decorative stitching will be the same as in leather except with a thinner thread.

IN LEATHER available with CONTRASTING THREAD: Upcharge of \$50/piece. Specify thread number: Black 005, Beige 087, Brown 103, White 111.

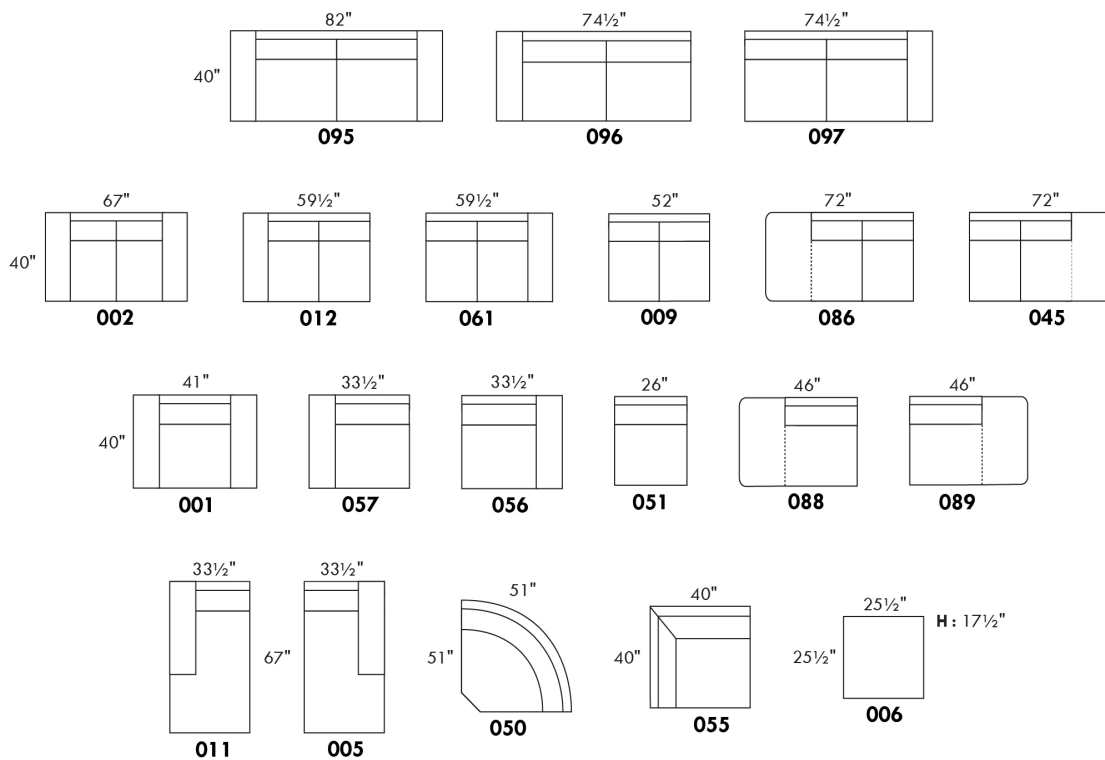
| Description | L x D x H | Leather | | | | | | Fabric | | |
|-----------------------------------|----------------|------------|-------------------------------|---|---|----------------------------------|--------------|--------|----------|------|
| | | 10 Pony | 20 Hugo Madras Softy | 30 Empire Fantasy Illusion Tucson Utah Vintage Yukon | 40 Diamond Elegance Princess Santiago Sensation Sunset Trina Victoria | 50 Bull Cassiope Dublin | 60 Caress | A | B COM | C |
| 001 CHAIR | 41X40X34 | 1345 | 1420 | 1500 | 1570 | 1635 | 1720 | 945 | 990 | 1055 |
| 002 LOVESEAT | 67X40X34 | 1880 | 1985 | 2100 | 2205 | 2310 | 2405 | 1335 | 1405 | 1465 |
| 005 LOUNGE CHAIR RIGHT ARM | 33.5X67X34 | 1430 | 1535 | 1635 | 1750 | 1850 | 1965 | 1160 | 1225 | 1290 |
| 006 OTTOMAN | 25.5X25.5X17.5 | 500 | 525 | 550 | 575 | 605 | 630 | 375 | 395 | 405 |
| 009 ARMLESS LOVESEAT | 52X40X34 | 1430 | 1535 | 1635 | 1750 | 1850 | 1965 | 1190 | 1245 | 1320 |
| 011 LOUNGE CHAIR LEFT ARM | 33.5X67X34 | 1430 | 1535 | 1635 | 1750 | 1850 | 1965 | 1160 | 1225 | 1290 |
| 012 LOVESEAT LEFT ARM | 59.5X40X34 | 1665 | 1765 | 1880 | 1985 | 2095 | 2200 | 1265 | 1335 | 1410 |
| 045 ARMLESS LOVESEAT BUMPER RIGHT | 72X40X34 | 1665 | 1765 | 1880 | 1985 | 2095 | 2200 | 1265 | 1335 | 1410 |
| 050 WEDGE | 51X51X34 | 1325 | 1410 | 1500 | 1580 | 1670 | 1755 | 1090 | 1170 | 1250 |
| 051 ARMLESS CHAIR | 26X40X34 | 895 | 975 | 1060 | 1135 | 1215 | 1295 | 780 | 840 | 905 |
| 055 SQUARE CORNER | 40X40X34 | 1275 | 1350 | 1440 | 1520 | 1600 | 1685 | 1020 | 1095 | 1160 |
| 056 CHAIR RIGHT ARM | 33.5X40X34 | 1130 | 1205 | 1285 | 1350 | 1430 | 1500 | 855 | 915 | 970 |
| 057 CHAIR LEFT ARM | 33.5X40X34 | 1130 | 1205 | 1285 | 1350 | 1430 | 1500 | 855 | 915 | 970 |
| 061 LOVESEAT RIGHT ARM | 59.5X40X34 | 1665 | 1765 | 1880 | 1985 | 2095 | 2200 | 1265 | 1335 | 1410 |
| 086 ARMLESS LOVESEAT BUMPER LEFT | 72X40X34 | 1665 | 1765 | 1880 | 1985 | 2095 | 2200 | 1265 | 1335 | 1410 |
| 088 ARMLESS CHAIR BUMPER LEFT | 46X40X34 | 1130 | 1205 | 1285 | 1350 | 1430 | 1500 | 855 | 915 | 970 |
| 089 ARMLESS CHAIR BUMPER RIGHT | 46X40X34 | 1130 | 1205 | 1285 | 1350 | 1430 | 1500 | 855 | 915 | 970 |
| 095 APARTMENT SOFA | 82X40X34 | 2105 | 2220 | 2345 | 2475 | 2590 | 2710 | 1455 | 1535 | 1610 |
| 096 APARTMENT SOFA LEFT ARM | 74.5X40X34 | 1875 | 1995 | 2125 | 2255 | 2380 | 2505 | 1380 | 1465 | 1555 |
| 097 APARTMENT SOFA RIGHT ARM | 74.5X40X34 | 1875 | 1995 | 2125 | 2255 | 2380 | 2505 | 1380 | 1465 | 1555 |
| CONFIGURATIONS | | | | | | | | | | |
| A CONF. A (12-50-61) | 110.5X110X5X34 | 4655 | 4940 | 5260 | 5550 | 5860 | 6155 | 3620 | 3840 | 4070 |
| B CONF. B (88-55-61) | 86X99.5X34 | 4070 | 4320 | 4605 | 4855 | 5125 | 5385 | 3140 | 3345 | 3540 |
| C CONF. C (11-97) | 67X108X34 | 3305 | 3530 | 3760 | 4005 | 4230 | 4470 | 2540 | 2690 | 2845 |

CDN Price List

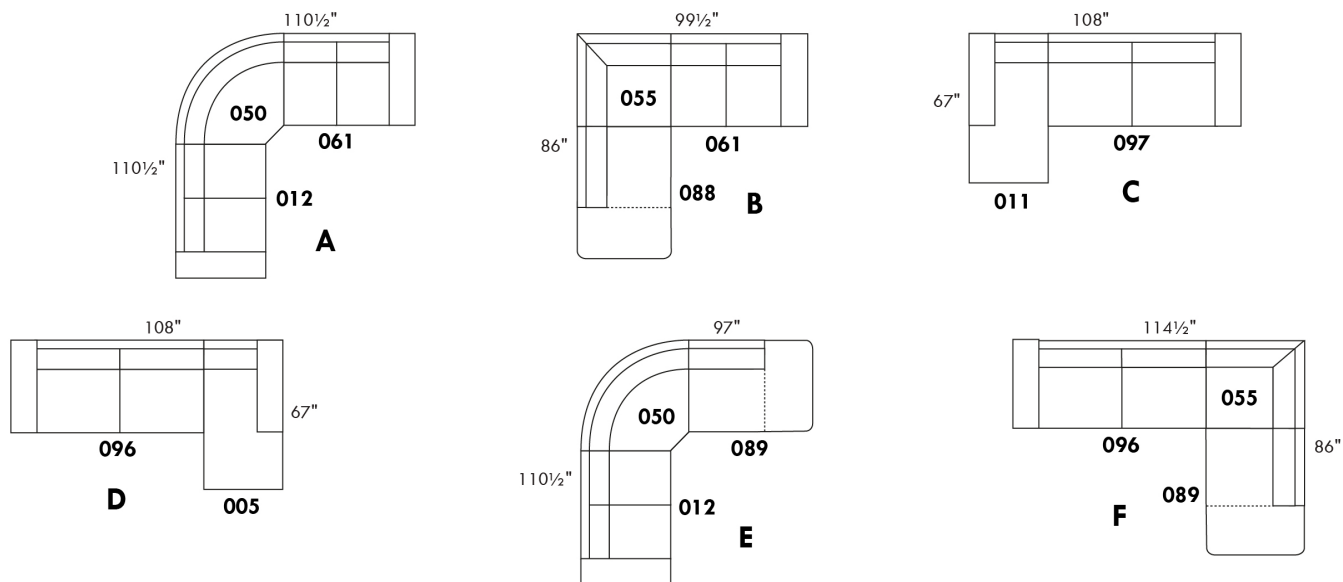
LUCAS

| Description | L x D x H | Leather | | | | | | Fabric | | |
|----------------------|-------------|------------|-------------------------------|--|---|----------------------------------|--------------|--------|----------|------|
| | | 10 Pony | 20 Hugo Madras Softy | 30 Empire Fantasy Illusion Tucson Utah Vintage Yukon | 40 Diamond Elegance Princess Santiago Sensation Sunset Trina Victoria | 50 Bull Cassiope Dublin | 60 Caress | A | B COM | C |
| D CONF. D (96-05) | 108X67X34 | 3305 | 3530 | 3760 | 4005 | 4230 | 4470 | 2540 | 2690 | 2845 |
| E CONF. E (12-50-89) | 110.5X97X34 | 4120 | 4380 | 4665 | 4915 | 5195 | 5455 | 3210 | 3420 | 3630 |
| F CONF. F (96-55-89) | 114.5X86X34 | 4280 | 4550 | 4850 | 5125 | 5410 | 5690 | 3255 | 3475 | 3685 |

Hauteur complète 34" | Hauteur de siège 17" | Profondeur d'assise 21"
 Total Height 34" | Seat Height 17" | Seat Depth 21"



CONFIGURATIONS



www.jaymar.ca

Toutes les dimensions indiquées sont au pouce près. Nos produits sont fabriqués à la main et des variations mineures peuvent survenir.
 All dimensions indicated are to the nearest inch. Our product is hand-made and minor variations can occur.



MAGGY

FEATURES: Pocket coil in seat cushions. OPTION: Upholstered seat cushions with shaped foam and 1" layer of memory foam at no additional charge.

LEG: Specify colour of legs LG187.
Sku 077: Specify colour of table top in wood.

In FABRIC, the stitching will be with a thinner thread.
IN LEATHER available with CONTRASTING THREAD: Upcharge of \$50/piece. Specify thread number: 005 Black, 087 Beige, 103 Brown, 111 White.
COMBO:
Cover #1: Arm (EXCEPT outside), front rail (EXCEPT lower roll), Outside back.
Cover #2: Outside shell of arm, lower roll of front rail, seat & back cushions.

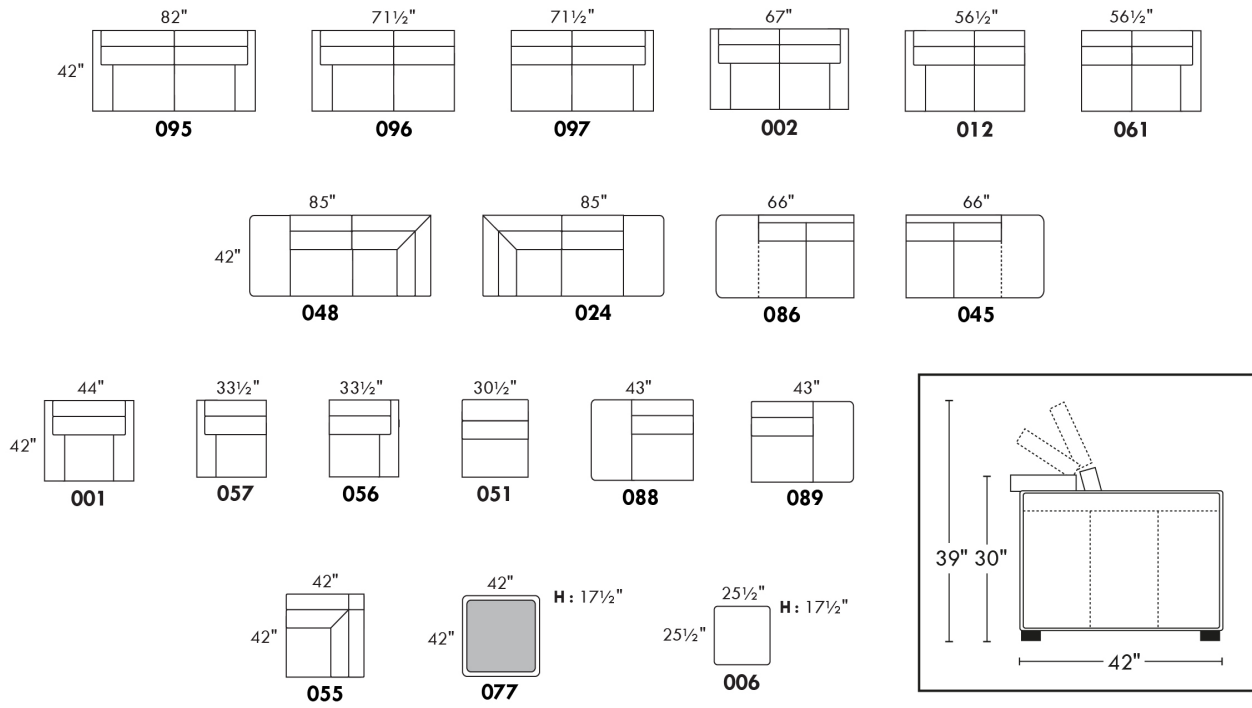
| Description | L x D x H | Leather | | | | | | Fabric | | |
|-------------------------------------|----------------|------------|-------------------------------|--|---|----------------------------------|--------------|--------|----------|------|
| | | 10 Pony | 20 Hugo Madras Softy | 30 Empire Fantasy Illusion Tucson Utah Vintage Yukon | 40 Diamond Elegance Princess Santiago Sensation Sunset Trina Victoria | 50 Bull Cassiope Dublin | 60 Caress | A | B COM | C |
| 001 CHAIR | 44X42X30/39 | 1490 | 1570 | 1665 | 1745 | 1825 | 1905 | 1020 | 1070 | 1130 |
| 002 LOVESEAT | 67X42X30/39 | 2095 | 2210 | 2335 | 2450 | 2570 | 2685 | 1445 | 1520 | 1600 |
| 006 OTTOMAN | 25.5X25.5X17.5 | 525 | 545 | 575 | 600 | 640 | 665 | 395 | 410 | 425 |
| 012 LOVESEAT LEFT ARM | 56.5X42X30/39 | 1815 | 1935 | 2050 | 2170 | 2290 | 2400 | 1370 | 1440 | 1510 |
| 024 SECTIONAL LOVESEAT BUMPER RIGHT | 85X42X30/39 | 2440 | 2570 | 2715 | 2840 | 2975 | 3105 | 1785 | 1865 | 1955 |
| 045 ARMLESS LOVESEAT BUMPER RIGHT | 66X42X30/39 | 1815 | 1935 | 2050 | 2170 | 2290 | 2400 | 1370 | 1440 | 1510 |
| 048 SECTIONAL LOVESEAT BUMPER LEFT | 85X42X30/39 | 2440 | 2570 | 2715 | 2840 | 2975 | 3105 | 1785 | 1865 | 1955 |
| 051 ARMLESS CHAIR | 30.5X42X30/39 | 1055 | 1140 | 1225 | 1295 | 1370 | 1445 | 910 | 960 | 1015 |
| 055 SQUARE CORNER | 42X42X30/39 | 1495 | 1575 | 1675 | 1750 | 1830 | 1920 | 1070 | 1150 | 1215 |
| 056 CHAIR RIGHT ARM | 33.5X42X30/39 | 1225 | 1295 | 1375 | 1455 | 1535 | 1605 | 940 | 1000 | 1055 |
| 057 CHAIR LEFT ARM | 33.5X42X30/39 | 1225 | 1295 | 1375 | 1455 | 1535 | 1605 | 940 | 1000 | 1055 |
| 061 LOVESEAT RIGHT ARM | 56.5X42X30/39 | 1815 | 1935 | 2050 | 2170 | 2290 | 2400 | 1370 | 1440 | 1510 |
| 077 UPHOLSTERED TABLE | 42X42X17.5 | 655 | 685 | 720 | 765 | 795 | 825 | 530 | 540 | 555 |
| 086 ARMLESS LOVESEAT BUMPER LEFT | 66X42X30/39 | 1815 | 1935 | 2050 | 2170 | 2290 | 2400 | 1370 | 1440 | 1510 |
| 088 ARMLESS CHAIR BUMPER LEFT | 43X42X30/39 | 1225 | 1295 | 1375 | 1455 | 1535 | 1605 | 940 | 1000 | 1055 |
| 089 ARMLESS CHAIR BUMPER RIGHT | 43X42X30/39 | 1225 | 1295 | 1375 | 1455 | 1535 | 1605 | 940 | 1000 | 1055 |
| 095 APARTMENT SOFA | 82X42X30/39 | 2325 | 2450 | 2595 | 2730 | 2855 | 2990 | 1560 | 1630 | 1730 |
| 096 APARTMENT SOFA LEFT ARM | 71.5X42X30/39 | 2050 | 2185 | 2325 | 2450 | 2590 | 2725 | 1480 | 1565 | 1640 |
| 097 APARTMENT SOFA RIGHT ARM | 71.5X42X30/39 | 2050 | 2185 | 2325 | 2450 | 2590 | 2725 | 1480 | 1565 | 1640 |
| CONFIGURATIONS | | | | | | | | | | |
| A CONF. A (57-55-61) | 75.5X98.5X42 | 4535 | 4805 | 5100 | 5375 | 5655 | 5925 | 3380 | 3590 | 3780 |
| B CONF. B (95-55-89) | 113.5X85X42 | 4770 | 5055 | 5375 | 5655 | 5955 | 6250 | 3490 | 3715 | 3910 |

CDN Price List

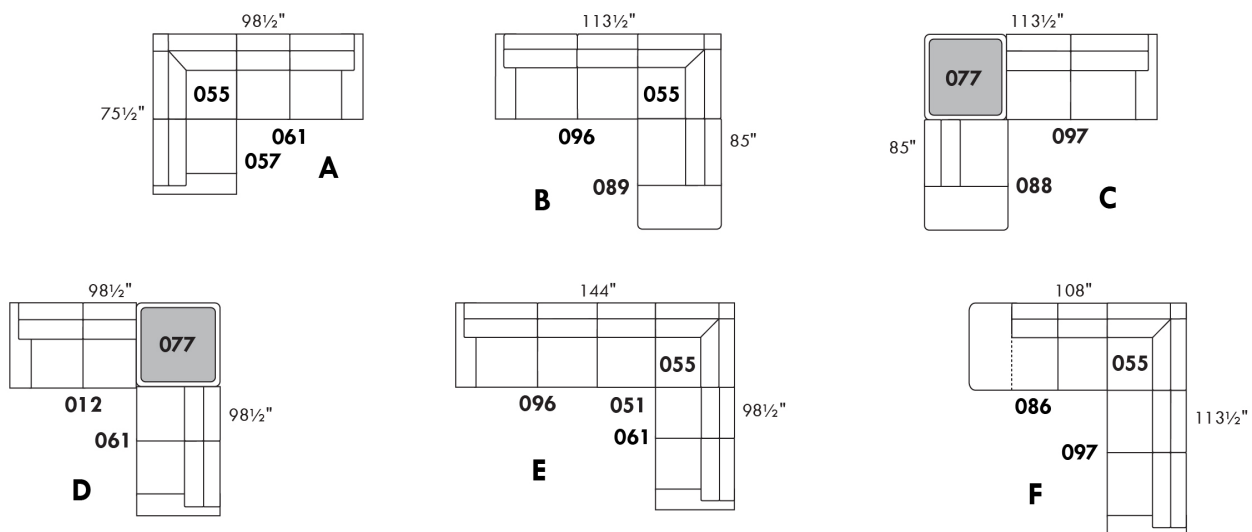
MAGGY

| Description | L x D x H | Leather | | | | | | Fabric | | |
|-------------------------|--------------|------------|-------------------------------|--|---|----------------------------------|--------------|--------|----------|------|
| | | 10 Pony | 20 Hugo Madras Softy | 30 Empire Fantasy Illusion Tucson Utah Vintage Yukon | 40 Diamond Elegance Princess Santiago Sensation Sunset Trina Victoria | 50 Bull Cassiope Dublin | 60 Caress | A | B COM | C |
| C CONF. C (88-77-97) | 85X113.5X42 | 3930 | 4165 | 4420 | 4670 | 4920 | 5155 | 2950 | 3105 | 3250 |
| D CONF. D (12-77-61) | 98.5X98.5X42 | 4285 | 4555 | 4820 | 5105 | 5375 | 5625 | 3270 | 3420 | 3575 |
| E CONF. E (96-51-55-61) | 144X98.5X42 | 6415 | 6835 | 7275 | 7665 | 8080 | 8490 | 4830 | 5115 | 5380 |
| F CONF. F (86-55-97) | 108X113.5X42 | 5360 | 5695 | 6050 | 6370 | 6710 | 7045 | 3920 | 4155 | 4365 |

Hauteur complète 30"/39" | Hauteur de siège 19" | Hauteur devant bras 24" | Profondeur d'assise 22"
 Total Height 30"/39" | Seat Height 19" | Arm Height 24" | Seat Depth 22"



CONFIGURATIONS



www.jaymar.ca

Toutes les dimensions indiquées sont au pouce près. Nos produits sont fabriqués à la main et des variations mineures peuvent survenir.
 All dimensions indicated are to the nearest inch. Our product is hand-made and minor variations can occur.

MANHATTAN

FEATURES:

- *Wall hugger power recliners with full footrest (manual n/a).
- Manual adjustable headrest on all items (stationary on wedge).
- Seat cushions with shaped foam + 1" layer of memory foam on top; arm with memory foam.
- Stitching: Small thread in fabric & large flat thread in leather.
- Lounge chair reclining back items with "Push Back" mechanism; wall clearance 10".
- *Excludes 043 & 163 chairs: Wall clearance 16"

Note: 2 recliner seats separated by a corner can not be opened at the same time. No recliner seats beside #155 Small Square Corner.

OPTIONS

- Battery Pack: Add \$125/ea.
- Motorized headrest: Add \$125 ea. (Motorized headrest N/A on stationary & lounge chair items).
- Choice of Large or Small 6" Arm: Leg on LARGE arm: LG187 wood or Metal: LG189 cyl. (Black or Chrome) or LG64 (sq). SMALL Arm: LG08 wood or Metal: LG196 cyl. (Black or Chrome) or LG64 (sq). Specify colour.
- Seat Depth: 20" or *22". *22" seat depth N/A on chairs 043 & 163.
- 043 & 163 Chairs: with wood base, add \$165; specify colour.

ACCESSORIES (n/a on small 6" arm)

- Grommet \$35 ea | Swivel tray & Wine Glass holder \$20 ea., Tablet holder \$40 & LED Lamp \$50.
- Metal Cup Holder: \$25 ea. (1 per arm/160/190 & 2 side by side on 159). Specify colour: Stainless, Black or Gold.
- *STORAGE items 159-160-190 with 2 USB/Electric outlets. *Must be used between 2 seats. Pieces are plain (without arm detail) & are not finished on the sides.

| Description | L x D x H | Leather | | | | | | Fabric | | |
|-------------------------------------|----------------|------------|-------------------------------|--|---|----------------------------------|--------------|--------|----------|------|
| | | 10 Pony | 20 Hugo Madras Softy | 30 Empire Fantasy Illusion Tucson Utah Vintage Yukon | 40 Diamond Elegance Princess Santiago Sensation Sunset Trina Victoria | 50 Bull Cassiope Dublin | 60 Caress | A | B COM | C |
| 001 CHAIR | 42x40x33/40 | 1420 | 1500 | 1580 | 1665 | 1745 | 1825 | 1130 | 1165 | 1195 |
| 002 LOVESEAT | 65x40x33/40 | 2030 | 2125 | 2225 | 2320 | 2415 | 2515 | 1600 | 1665 | 1725 |
| 003 SOFA | 89x40x33/40 | 2450 | 2575 | 2705 | 2830 | 2960 | 3085 | 1935 | 2010 | 2085 |
| 005 LOUNGE CHAIR RIGHT ARM | 33x62x33/40 | 1325 | 1380 | 1440 | 1495 | 1550 | 1605 | 1045 | 1090 | 1135 |
| 009 ARMLESS LOVESEAT | 47x40x33/40 | 1425 | 1485 | 1545 | 1605 | 1670 | 1730 | 1100 | 1165 | 1225 |
| 011 LOUNGE CHAIR LEFT ARM | 33x62x33/40 | 1325 | 1380 | 1440 | 1495 | 1550 | 1605 | 1045 | 1090 | 1135 |
| 012 LOVESEAT LEFT ARM | 56x40x33/40 | 1745 | 1825 | 1905 | 1990 | 2070 | 2150 | 1365 | 1425 | 1480 |
| 017 DOUBLE CHAIR | 49x40x33/40 | 1490 | 1575 | 1665 | 1750 | 1835 | 1925 | 1180 | 1230 | 1280 |
| 021 APARTMENT SOFA NO ARM | 61x40x33/40 | 1605 | 1695 | 1780 | 1865 | 1955 | 2040 | 1235 | 1305 | 1375 |
| 024 SECTIONAL LOVESEAT BUMPER RIGHT | 89x40/44x33/40 | 2235 | 2370 | 2510 | 2645 | 2785 | 2920 | 1610 | 1695 | 1775 |
| 040 ARMLESS SOFA | 71x40x33/40 | 1840 | 1935 | 2025 | 2115 | 2210 | 2300 | 1435 | 1515 | 1595 |
| 041 RECLINING CHAIR LEFT ARM | 33x40x33/40 | 1405 | 1460 | 1515 | 1570 | 1625 | 1685 | 1165 | 1200 | 1235 |
| 042 RECLINING CHAIR RIGHT ARM | 33x40x33/40 | 1405 | 1460 | 1515 | 1570 | 1625 | 1685 | 1165 | 1200 | 1235 |
| 043 SWIVEL ROCKING RECLINING CHAIR | 30x34x42 | 1665 | 1755 | 1845 | 1940 | 2030 | 2120 | 1365 | 1405 | 1440 |
| 044 RECLINER CHAIR | 42x40x33/40 | 1695 | 1765 | 1835 | 1905 | 1980 | 2050 | 1405 | 1435 | 1465 |
| 045 ARMLESS LOVESEAT BUMPER RIGHT | 68x40x33/40 | 1695 | 1770 | 1845 | 1925 | 2000 | 2075 | 1315 | 1370 | 1430 |

MANHATTAN

FEATURES:

- *Wall hugger power recliners with full footrest (manual n/a).
- Manual adjustable headrest on all items (stationary on wedge).
- Seat cushions with shaped foam + 1" layer of memory foam on top; arm with memory foam.
- Stitching: Small thread in fabric & large flat thread in leather.
- Lounge chair reclining back items with "Push Back" mechanism; wall clearance 10".
- *Excludes 043 & 163 chairs: Wall clearance 16"

Note: 2 recliner seats separated by a corner can not be opened at the same time. No recliner seats beside #155 Small Square Corner.

OPTIONS

- Battery Pack: Add \$125/ea.
- Motorized headrest: Add \$125 ea. (Motorized headrest N/A on stationary & lounge chair items).
- Choice of Large or Small 6" Arm: Leg on LARGE arm: LG187 wood or Metal: LG189 cyl. (Black or Chrome) or LG64 (sq). SMALL Arm: LG08 wood or Metal: LG196 cyl. (Black or Chrome) or LG64 (sq). Specify colour.
- Seat Depth: 20" or *22". *22" seat depth N/A on chairs 043 & 163.
- 043 & 163 Chairs: with wood base, add \$165; specify colour.

ACCESSORIES (n/a on small 6" arm)

- Grommet \$35 ea | Swivel tray & Wine Glass holder \$20 ea., Tablet holder \$40 & LED Lamp \$50.
- Metal Cup Holder: \$25 ea. (1 per arm/160/190 & 2 side by side on 159). Specify colour: Stainless, Black or Gold.
- *STORAGE items 159-160-190 with 2 USB/Electric outlets. *Must be used between 2 seats. Pieces are plain (without arm detail) & are not finished on the sides.

| Description | L x D x H | Leather | | | | | | Fabric | | |
|------------------------------------|----------------|------------|-------------------------------|--|---|----------------------------------|--------------|--------|----------|------|
| | | 10 Pony | 20 Hugo Madras Softy | 30 Empire Fantasy Illusion Tucson Utah Vintage Yukon | 40 Diamond Elegance Princess Santiago Sensation Sunset Trina Victoria | 50 Bull Cassiope Dublin | 60 Caress | A | B COM | C |
| 048 SECTIONAL LOVESEAT BUMPER LEFT | 89x40/44x33/40 | 2235 | 2370 | 2510 | 2645 | 2785 | 2920 | 1610 | 1695 | 1775 |
| 050 WEDGE | 49x49x33 | 1240 | 1320 | 1405 | 1485 | 1565 | 1645 | 895 | 940 | 985 |
| 051 ARMLESS CHAIR | 24x40x33/40 | 815 | 855 | 900 | 940 | 980 | 1020 | 625 | 670 | 710 |
| 052 SOFA LEFT ARM | 80x40x33/40 | 2160 | 2265 | 2365 | 2470 | 2570 | 2670 | 1695 | 1770 | 1845 |
| 053 SOFA RIGHT ARM | 80x40x33/40 | 2160 | 2265 | 2365 | 2470 | 2570 | 2670 | 1695 | 1770 | 1845 |
| 055 SQUARE CORNER | 44x44x33/40 | 1435 | 1520 | 1605 | 1695 | 1780 | 1865 | 1115 | 1160 | 1200 |
| 056 CHAIR RIGHT ARM | 33x40x33/40 | 1135 | 1190 | 1240 | 1290 | 1340 | 1390 | 885 | 930 | 970 |
| 057 CHAIR LEFT ARM | 33x40x33/40 | 1135 | 1190 | 1240 | 1290 | 1340 | 1390 | 885 | 930 | 970 |
| 061 LOVESEAT RIGHT ARM | 56x40x33/40 | 1745 | 1825 | 1905 | 1990 | 2070 | 2150 | 1365 | 1425 | 1480 |
| 071 ARMLESS RECLINING CHAIR | 24x40x33/40 | 1085 | 1130 | 1180 | 1225 | 1270 | 1315 | 910 | 955 | 1000 |
| 086 ARMLESS LOVESEAT BUMPER LEFT | 68x40x33/40 | 1695 | 1770 | 1845 | 1925 | 2000 | 2075 | 1315 | 1370 | 1430 |
| 088 ARMLESS CHAIR BUMPER LEFT | 45x40x33/40 | 1080 | 1155 | 1225 | 1295 | 1365 | 1440 | 830 | 865 | 905 |
| 089 ARMLESS CHAIR BUMPER RIGHT | 45x40x33/40 | 1080 | 1155 | 1225 | 1295 | 1365 | 1440 | 830 | 865 | 905 |
| 095 APARTMENT SOFA | 79x40x33/40 | 2210 | 2330 | 2455 | 2575 | 2700 | 2820 | 1735 | 1810 | 1885 |
| 096 APARTMENT SOFA LEFT ARM | 70x40x33/40 | 1930 | 2025 | 2120 | 2220 | 2315 | 2410 | 1490 | 1565 | 1640 |
| 097 APARTMENT SOFA RIGHT ARM | 70x40x33/40 | 1930 | 2025 | 2120 | 2220 | 2315 | 2410 | 1490 | 1565 | 1640 |

MANHATTAN

FEATURES:

- *Wall hugger power recliners with full footrest (manual n/a).
- Manual adjustable headrest on all items (stationary on wedge).
- Seat cushions with shaped foam + 1" layer of memory foam on top; arm with memory foam.
- Stitching: Small thread in fabric & large flat thread in leather.
- Lounge chair reclining back items with "Push Back" mechanism; wall clearance 10".
- *Excludes 043 & 163 chairs: Wall clearance 16"

Note: 2 recliner seats separated by a corner can not be opened at the same time. No recliner seats beside #155 Small Square Corner.

OPTIONS

- Battery Pack: Add \$125/ea.
- Motorized headrest: Add \$125 ea. (Motorized headrest N/A on stationary & lounge chair items).
- Choice of Large or Small 6" Arm: Leg on LARGE arm: LG187 wood or Metal: LG189 cyl. (Black or Chrome) or LG64 (sq). SMALL Arm: LG08 wood or Metal: LG196 cyl. (Black or Chrome) or LG64 (sq). Specify colour.
- Seat Depth: 20" or *22". *22" seat depth N/A on chairs 043 & 163.
- 043 & 163 Chairs: with wood base, add \$165; specify colour.

ACCESSORIES (n/a on small 6" arm)

- Grommet \$35 ea | Swivel tray & Wine Glass holder \$20 ea., Tablet holder \$40 & LED Lamp \$50.
- Metal Cup Holder: \$25 ea. (1 per arm/160/190 & 2 side by side on 159). Specify colour: Stainless, Black or Gold.
- *STORAGE items 159-160-190 with 2 USB/Electric outlets. *Must be used between 2 seats. Pieces are plain (without arm detail) & are not finished on the sides.

| Description | L x D x H | Leather | | | | | | Fabric | | |
|--|-------------|------------|-------------------------------|--|---|----------------------------------|--------------|--------|----------|------|
| | | 10 Pony | 20 Hugo Madras Softy | 30 Empire Fantasy Illusion Tucson Utah Vintage Yukon | 40 Diamond Elegance Princess Santiago Sensation Sunset Trina Victoria | 50 Bull Cassiope Dublin | 60 Caress | A | B COM | C |
| 124 STORAGE OTTOMAN | 30x22x17 | 560 | 580 | 600 | 620 | 645 | 665 | 480 | 500 | 520 |
| 155 SMALL SQUARE CORNER | 40x40x33/40 | 1435 | 1520 | 1605 | 1695 | 1780 | 1865 | 1115 | 1160 | 1200 |
| 159 WEDGE STORAGE | 10/25x35x22 | 560 | 585 | 610 | 640 | 665 | 690 | 430 | 440 | 450 |
| 160 STRAIGHT STORAGE | 10x35x22 | 540 | 565 | 590 | 615 | 645 | 670 | 410 | 420 | 430 |
| 163 DBL SWIVEL ROCKING RECLINER CHAIR | 33x34x42 | 1705 | 1800 | 1895 | 1995 | 2090 | 2190 | 1370 | 1410 | 1445 |
| 165 DOUBLE RECLINING CHAIR | 49x40x33/40 | 1765 | 1850 | 1940 | 2025 | 2110 | 2200 | 1460 | 1515 | 1570 |
| 167 APARTMENT SOFA NO ARM BUMPER LEFT | 82x40x33/40 | 1875 | 1980 | 2080 | 2185 | 2285 | 2385 | 1445 | 1520 | 1595 |
| 168 APARTMENT SOFA NO ARM BUMPER RIGHT | 82x40x33/40 | 1875 | 1980 | 2080 | 2185 | 2285 | 2385 | 1445 | 1520 | 1595 |
| 169 DOUBLE RECLINING CHAIR LEFT ARM | 40x40x33/40 | 1480 | 1545 | 1610 | 1680 | 1745 | 1810 | 1215 | 1280 | 1345 |
| 170 DOUBLE RECLINING CHAIR RIGHT ARM | 40x40x33/40 | 1480 | 1545 | 1610 | 1680 | 1745 | 1810 | 1215 | 1280 | 1345 |
| 171 ARMLESS DOUBLE RECLINING CHAIR | 31x40x33/40 | 1165 | 1210 | 1255 | 1300 | 1345 | 1390 | 955 | 1005 | 1055 |
| 173 DOUBLE LOUNGE CHAIR LEFT ARM | 40x62x33/40 | 1435 | 1515 | 1595 | 1680 | 1760 | 1840 | 1130 | 1200 | 1265 |
| 174 DOUBLE LOUNGE CHAIR RIGHT ARM | 40x62x33/40 | 1435 | 1515 | 1595 | 1680 | 1760 | 1840 | 1130 | 1200 | 1265 |
| 175 DOUBLE CHAIR LEFT ARM | 40x40x33/40 | 1200 | 1270 | 1340 | 1415 | 1485 | 1555 | 945 | 1000 | 1055 |
| 176 DOUBLE CHAIR RIGHT ARM | 40x40x33/40 | 1200 | 1270 | 1340 | 1415 | 1485 | 1555 | 945 | 1000 | 1055 |
| 177 ARMLESS DOUBLE CHAIR | 31x40x33/40 | 895 | 945 | 995 | 1045 | 1095 | 1150 | 680 | 725 | 770 |

MANHATTAN

FEATURES:

- *Wall hugger power recliners with full footrest (manual n/a).
- Manual adjustable headrest on all items (stationary on wedge).
- Seat cushions with shaped foam + 1" layer of memory foam on top; arm with memory foam.
- Stitching: Small thread in fabric & large flat thread in leather.
- Lounge chair reclining back items with "Push Back" mechanism; wall clearance 10".
- *Excludes 043 & 163 chairs: Wall clearance 16"

Note: 2 recliner seats separated by a corner can not be opened at the same time. No recliner seats beside #155 Small Square Corner.

OPTIONS

- Battery Pack: Add \$125/ea.
- Motorized headrest: Add \$125 ea. (Motorized headrest N/A on stationary & lounge chair items).
- Choice of Large or Small 6" Arm: Leg on LARGE arm: LG187 wood or Metal: LG189 cyl. (Black or Chrome) or LG64 (sq). SMALL Arm: LG08 wood or Metal: LG196 cyl. (Black or Chrome) or LG64 (sq). Specify colour.
- Seat Depth: 20" or *22". *22" seat depth N/A on chairs 043 & 163.
- 043 & 163 Chairs: with wood base, add \$165; specify colour.

ACCESSORIES (n/a on small 6" arm)

- Grommet \$35 ea | Swivel tray & Wine Glass holder \$20 ea., Tablet holder \$40 & LED Lamp \$50.
- Metal Cup Holder: \$25 ea. (1 per arm/160/190 & 2 side by side on 159). Specify colour: Stainless, Black or Gold.
- *STORAGE items 159-160-190 with 2 USB/Electric outlets. *Must be used between 2 seats. Pieces are plain (without arm detail) & are not finished on the sides.

| Description | L x D x H | Leather | | | | | | Fabric | | |
|--|----------------|------------|-------------------------------|--|---|----------------------------------|--------------|--------|----------|------|
| | | 10 Pony | 20 Hugo Madras Softy | 30 Empire Fantasy Illusion Tucson Utah Vintage Yukon | 40 Diamond Elegance Princess Santiago Sensation Sunset Trina Victoria | 50 Bull Cassiope Dublin | 60 Caress | A | B COM | C |
| 178 ARMLESS DOUBLE CHAIR BUMPER LEFT | 52x40x33/40 | 1160 | 1230 | 1300 | 1370 | 1445 | 1515 | 910 | 955 | 1000 |
| 179 ARMLESS DOUBLE CHAIR BUMPER RIGHT | 52x40x33/40 | 1160 | 1230 | 1300 | 1370 | 1445 | 1515 | 910 | 955 | 1000 |
| 186 ARMLESS LOVESEAT BUMPER STORAGE-L | 68x40x33/40 | 1815 | 1890 | 1970 | 2045 | 2120 | 2200 | 1435 | 1495 | 1555 |
| 187 ARMLESS LOVESEAT BUMPER STORAGE-R | 68x40x33/40 | 1815 | 1890 | 1970 | 2045 | 2120 | 2200 | 1435 | 1495 | 1555 |
| 188 ARMLESS CHAIR BUMPER STORAGE-L | 45x40x33/40 | 1205 | 1275 | 1345 | 1420 | 1490 | 1560 | 955 | 985 | 1015 |
| 189 ARMLESS CHAIR BUMPER STORAGE-R | 45x40x33/40 | 1205 | 1275 | 1345 | 1420 | 1490 | 1560 | 955 | 985 | 1015 |
| 190 SMALL WEDGE STORAGE | 10/20x35x22 | 540 | 565 | 590 | 615 | 645 | 670 | 410 | 420 | 430 |
| 221 ARMLESS DBL CHAIR BUMPER STORAGE-L | 52x40x33/40 | 1280 | 1350 | 1425 | 1495 | 1565 | 1635 | 1025 | 1075 | 1125 |
| 222 ARMLESS DBL CHAIR BUMPER STORAGE-R | 52x40x33/40 | 1280 | 1350 | 1425 | 1495 | 1565 | 1635 | 1025 | 1075 | 1125 |
| 223 APT SOFA NO ARM BUMPER STORAGE-L | 82x40x33/40 | 1995 | 2100 | 2210 | 2315 | 2425 | 2530 | 1565 | 1640 | 1720 |
| 224 APT SOFA NO ARM BUMPER STORAGE-R | 82x40x33/40 | 1995 | 2100 | 2210 | 2315 | 2425 | 2530 | 1565 | 1640 | 1720 |
| 230 DBLE LOUNGE CHAIR RECLINING BACK L-ARM | 40x62x33/40 | 1575 | 1650 | 1730 | 1805 | 1880 | 1960 | 1235 | 1305 | 1375 |
| 231 DBLE LOUNGE CHAIR RECLINING BACK R-ARM | 40x62x33/40 | 1575 | 1650 | 1730 | 1805 | 1880 | 1960 | 1235 | 1305 | 1375 |
| 232 LOUNGE CHAIR RECLINING BACK LEFT ARM | 33x62x33/40 | 1460 | 1530 | 1600 | 1675 | 1745 | 1815 | 1160 | 1205 | 1250 |
| 233 LOUNGE CHAIR RECLINING BACK RIGHT ARM | 33x62x33/40 | 1460 | 1530 | 1600 | 1675 | 1745 | 1815 | 1160 | 1205 | 1250 |
| 234 SECTIONAL APT SOFA BUMPER LEFT | 96x40/44x33/40 | 2310 | 2440 | 2565 | 2695 | 2820 | 2950 | 1685 | 1765 | 1845 |

MANHATTAN

FEATURES:

- *Wall hugger power recliners with full footrest (manual n/a).
- Manual adjustable headrest on all items (stationary on wedge).
- Seat cushions with shaped foam + 1" layer of memory foam on top; arm with memory foam.
- Stitching: Small thread in fabric & large flat thread in leather.
- Lounge chair reclining back items with "Push Back" mechanism; wall clearance 10".
- *Excludes 043 & 163 chairs: Wall clearance 16"

Note: 2 recliner seats separated by a corner can not be opened at the same time. No recliner seats beside #155 Small Square Corner.

OPTIONS

- Battery Pack: Add \$125/ea.
- Motorized headrest: Add \$125 ea. (Motorized headrest N/A on stationary & lounge chair items).
- Choice of Large or Small 6" Arm: Leg on LARGE arm: LG187 wood or Metal: LG189 cyl. (Black or Chrome) or LG64 (sq). SMALL Arm: LG08 wood or Metal: LG196 cyl. (Black or Chrome) or LG64 (sq). Specify colour.
- Seat Depth: 20" or *22". *22" seat depth N/A on chairs 043 & 163.
- 043 & 163 Chairs: with wood base, add \$165; specify colour.

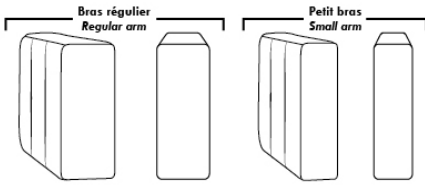
ACCESSORIES (n/a on small 6" arm)

- Grommet \$35 ea | Swivel tray & Wine Glass holder \$20 ea., Tablet holder \$40 & LED Lamp \$50.
- Metal Cup Holder: \$25 ea. (1 per arm/160/190 & 2 side by side on 159). Specify colour: Stainless, Black or Gold.
- *STORAGE items 159-160-190 with 2 USB/Electric outlets. *Must be used between 2 seats. Pieces are plain (without arm detail) & are not finished on the sides.

| Description | L x D x H | Leather | | | | | | Fabric | | |
|-------------------------------------|----------------|------------|-------------------------------|--|---|----------------------------------|--------------|--------|----------|------|
| | | 10 Pony | 20 Hugo Madras Softy | 30 Empire Fantasy Illusion Tucson Utah Vintage Yukon | 40 Diamond Elegance Princess Santiago Sensation Sunset Trina Victoria | 50 Bull Cassiope Dublin | 60 Caress | A | B COM | C |
| 235 SECTIONAL APT SOFA BUMPER RIGHT | 96x40/44x33/40 | 2310 | 2440 | 2565 | 2695 | 2820 | 2950 | 1685 | 1765 | 1845 |
| CONFIGURATIONS | | | | | | | | | | |
| A CONFIG (169-170) | 80X40X40 | 2960 | 3090 | 3220 | 3360 | 3490 | 3620 | 2430 | 2560 | 2690 |
| B CONFIG (169-171-174) | 111X62X40 | 4080 | 4270 | 4460 | 4660 | 4850 | 5040 | 3300 | 3485 | 3665 |
| C CONFIG (096-055-171-170) | 115X115X40 | 6010 | 6300 | 6590 | 6895 | 7185 | 7475 | 4775 | 5010 | 5240 |
| D CONFIG (169-171-235) | 115X96X40 | 4955 | 5195 | 5430 | 5675 | 5910 | 6150 | 3855 | 4050 | 4245 |
| J CONFIG (041-042) | 66X40X40 | 2810 | 2920 | 3030 | 3140 | 3250 | 3370 | 2330 | 2400 | 2470 |
| K CONFIG (041-071-005) | 90X62X40 | 3815 | 3970 | 4135 | 4290 | 4445 | 4605 | 3120 | 3245 | 3370 |
| L CONFIG (012-055-071-042) | 101X101X40 | 5670 | 5935 | 6205 | 6480 | 6745 | 7015 | 4555 | 4740 | 4915 |
| M CONFIG (041-071-024) | 101X89X40 | 4725 | 4960 | 5205 | 5440 | 5680 | 5920 | 3685 | 3850 | 4010 |

MANHATTAN

OPTIMA



Spécifications | Specifications

Appui-tête levé / Headrest up
 Appui-tête baissé / Headrest down
 Complètement incliné / Fully reclined

(A) Hauteur complète 40" / Total Height
 (B) Hauteur appui-tête baissé 33" / Height headrest down
 (C) Hauteur du bras 24" / Arm Height
 (D) Hauteur du siège 19,5" / Seat height
 (E) Profondeur inclinée 65" / Depth fully reclined
 (F) Profondeur d'assise 20" ou/ou 22" / Seat depth
 (G) Profondeur appui-tête monté 36" / Depth with headrest up

Siège 30" de large | 30" Seat Width

Siège 23" de large | 23" Seat Width

Autres | Others

Fauteuil berçant, pivotant et inclinable
Swivel, rocking motion chair

N'est pas un mécanisme protège-mur / Not a wall hugger mechanism
 Dégagement mural: 16" / Wall clearance: 16"

30" Populaires | Popular CONFIGURATIONS 23"

Nos produits sont fabriqués à la main et des variations mineures peuvent survenir. / Our product is hand-made and minor variations can occur.

MARSEILLE

FEATURES:

- *Wall hugger power recliners with full footrest (manual n/a).
- Manual adjustable headrest on all items (2 on square corner & stationary on wedge).
- Seat cushions with shaped foam + 1" layer of memory foam on top; arm with memory foam.
- Stitching: Small thread in fabric & large flat thread in leather.
- Lounge chair reclining back items with "Push Back" mechanism; wall clearance 10".
- *Excludes 043 & 163 chairs: Wall clearance 16"

Note: 2 recliner seats separated by a corner can not be opened at the same time. No recliner seats beside #155 Small Square Corner.

OPTIONS

- Battery Pack: Add \$125/ea.
- Motorized headrest: Add \$125 ea. (Motorized headrest N/A on stationary & lounge chair items).
- Choice of Large or Small 6" Arm: Leg on LARGE arm: LG103 wood or LG189 metal (Black or Chrome). SMALL Arm: LG08 wood or Metal: LG196 cyl. (Black or Chrome) or LG64 (sq). Specify colour.
- Seat Depth: 20" or *22". *22" seat depth N/A on chairs 043 & 163.
- 043 & 163 Chairs: with wood base, add \$165 (specify colour).

ACCESSORIES (n/a on small 6" arm)

- Grommet \$35 ea | Swivel tray & Wine Glass holder \$20 ea., Tablet holder \$40 & LED Lamp \$50.
- Metal Cup Holder: \$25 ea. (1 per arm/160/190 & 2 side by side on 159). Specify colour: Stainless, Black or Gold.
- *STORAGE items 159-160-190 with 2 USB/Electric outlets. *Must be used between 2 seats. Pieces are plain (without arm detail) & are not finished on the sides.

| Description | L x D x H | Leather | | | | | | Fabric | | |
|-------------------------------------|----------------|------------|-------------------------------|--|---|----------------------------------|--------------|--------|----------|------|
| | | 10 Pony | 20 Hugo Madras Softy | 30 Empire Fantasy Illusion Tucson Utah Vintage Yukon | 40 Diamond Elegance Princess Santiago Sensation Sunset Trina Victoria | 50 Bull Cassiope Dublin | 60 Caress | A | B COM | C |
| 001 CHAIR | 44x40x33/40 | 1420 | 1500 | 1580 | 1665 | 1745 | 1825 | 1130 | 1165 | 1195 |
| 002 LOVESEAT | 67x40x33/40 | 2030 | 2125 | 2225 | 2320 | 2415 | 2515 | 1600 | 1665 | 1725 |
| 003 SOFA | 91x40x33/40 | 2450 | 2575 | 2705 | 2830 | 2960 | 3085 | 1935 | 2010 | 2085 |
| 005 LOUNGE CHAIR RIGHT ARM | 34X62X33/40 | 1325 | 1380 | 1440 | 1495 | 1550 | 1605 | 1045 | 1090 | 1135 |
| 009 ARMLESS LOVESEAT | 47x40x33/40 | 1425 | 1485 | 1545 | 1605 | 1670 | 1730 | 1100 | 1165 | 1225 |
| 011 LOUNGE CHAIR LEFT ARM | 34x62x33/40 | 1325 | 1380 | 1440 | 1495 | 1550 | 1605 | 1045 | 1090 | 1135 |
| 012 LOVESEAT LEFT ARM | 57x40x33/40 | 1745 | 1825 | 1905 | 1990 | 2070 | 2150 | 1365 | 1425 | 1480 |
| 017 DOUBLE CHAIR | 51x40x33/40 | 1490 | 1575 | 1665 | 1750 | 1835 | 1925 | 1180 | 1230 | 1280 |
| 021 APARTMENT SOFA NO ARM | 61x40x33/40 | 1605 | 1695 | 1780 | 1865 | 1955 | 2040 | 1235 | 1305 | 1375 |
| 024 SECTIONAL LOVESEAT BUMPER RIGHT | 89x40/44x33/40 | 2235 | 2370 | 2510 | 2645 | 2785 | 2920 | 1610 | 1695 | 1775 |
| 040 ARMLESS SOFA | 71x40x33/40 | 1840 | 1935 | 2025 | 2115 | 2210 | 2300 | 1435 | 1515 | 1595 |
| 041 RECLINING CHAIR LEFT ARM | 34x40x33/40 | 1405 | 1460 | 1515 | 1570 | 1625 | 1685 | 1165 | 1200 | 1235 |
| 042 RECLINING CHAIR RIGHT ARM | 34x40x33/40 | 1405 | 1460 | 1515 | 1570 | 1625 | 1685 | 1165 | 1200 | 1235 |
| 043 SWIVEL ROCKING RECLINING CHAIR | 30x34x42 | 1665 | 1755 | 1845 | 1940 | 2030 | 2120 | 1365 | 1405 | 1440 |
| 044 RECLINER CHAIR | 44x40x33/40 | 1695 | 1765 | 1835 | 1905 | 1980 | 2050 | 1405 | 1435 | 1465 |
| 045 ARMLESS LOVESEAT BUMPER RIGHT | 68x40x33/40 | 1695 | 1770 | 1845 | 1925 | 2000 | 2075 | 1315 | 1370 | 1430 |

MARSEILLE

FEATURES:

- *Wall hugger power recliners with full footrest (manual n/a).
- Manual adjustable headrest on all items (2 on square corner & stationary on wedge).
- Seat cushions with shaped foam + 1" layer of memory foam on top; arm with memory foam.
- Stitching: Small thread in fabric & large flat thread in leather.
- Lounge chair reclining back items with "Push Back" mechanism; wall clearance 10".
- *Excludes 043 & 163 chairs: Wall clearance 16"

Note: 2 recliner seats separated by a corner can not be opened at the same time. No recliner seats beside #155 Small Square Corner.

OPTIONS

- Battery Pack: Add \$125/ea.
- Motorized headrest: Add \$125 ea. (Motorized headrest N/A on stationary & lounge chair items).
- Choice of Large or Small 6" Arm: Leg on LARGE arm: LG103 wood or LG189 metal (Black or Chrome). SMALL Arm: LG08 wood or Metal: LG196 cyl. (Black or Chrome) or LG64 (sq). Specify colour.
- Seat Depth: 20" or *22". *22" seat depth N/A on chairs 043 & 163.
- 043 & 163 Chairs: with wood base, add \$165 (specify colour).

ACCESSORIES (n/a on small 6" arm)

- Grommet \$35 ea | Swivel tray & Wine Glass holder \$20 ea., Tablet holder \$40 & LED Lamp \$50.
- Metal Cup Holder: \$25 ea. (1 per arm/160/190 & 2 side by side on 159). Specify colour: Stainless, Black or Gold.
- *STORAGE items 159-160-190 with 2 USB/Electric outlets. *Must be used between 2 seats. Pieces are plain (without arm detail) & are not finished on the sides.

| Description | L x D x H | Leather | | | | | | Fabric | | |
|------------------------------------|----------------|------------|-------------------------------|--|---|----------------------------------|--------------|--------|----------|------|
| | | 10 Pony | 20 Hugo Madras Softy | 30 Empire Fantasy Illusion Tucson Utah Vintage Yukon | 40 Diamond Elegance Princess Santiago Sensation Sunset Trina Victoria | 50 Bull Cassiope Dublin | 60 Caress | A | B COM | C |
| 048 SECTIONAL LOVESEAT BUMPER LEFT | 89x40/44x33/40 | 2235 | 2370 | 2510 | 2645 | 2785 | 2920 | 1610 | 1695 | 1775 |
| 050 WEDGE | 49x49x33 | 1240 | 1320 | 1405 | 1485 | 1565 | 1645 | 895 | 940 | 985 |
| 051 ARMLESS CHAIR | 24x40x33/40 | 815 | 855 | 900 | 940 | 980 | 1020 | 625 | 670 | 710 |
| 052 SOFA LEFT ARM | 81x40x33/40 | 2160 | 2265 | 2365 | 2470 | 2570 | 2670 | 1695 | 1770 | 1845 |
| 053 SOFA RIGHT ARM | 81x40x33/40 | 2160 | 2265 | 2365 | 2470 | 2570 | 2670 | 1695 | 1770 | 1845 |
| 055 SQUARE CORNER | 44x44x33/40 | 1435 | 1520 | 1605 | 1695 | 1780 | 1865 | 1115 | 1160 | 1200 |
| 056 CHAIR RIGHT ARM | 34x40x33/40 | 1135 | 1190 | 1240 | 1290 | 1340 | 1390 | 885 | 930 | 970 |
| 057 CHAIR LEFT ARM | 34x40x33/40 | 1135 | 1190 | 1240 | 1290 | 1340 | 1390 | 885 | 930 | 970 |
| 061 LOVESEAT RIGHT ARM | 57x40x33/40 | 1745 | 1825 | 1905 | 1990 | 2070 | 2150 | 1365 | 1425 | 1480 |
| 071 ARMLESS RECLINING CHAIR | 24x40x33/40 | 1085 | 1130 | 1180 | 1225 | 1270 | 1315 | 910 | 955 | 1000 |
| 086 ARMLESS LOVESEAT BUMPER LEFT | 68x40x33/40 | 1695 | 1770 | 1845 | 1925 | 2000 | 2075 | 1315 | 1370 | 1430 |
| 088 ARMLESS CHAIR BUMPER LEFT | 45x40x33/40 | 1080 | 1155 | 1225 | 1295 | 1365 | 1440 | 830 | 865 | 905 |
| 089 ARMLESS CHAIR BUMPER RIGHT | 45x40x33/40 | 1080 | 1155 | 1225 | 1295 | 1365 | 1440 | 830 | 865 | 905 |
| 095 APARTMENT SOFA | 81x40x33/40 | 2210 | 2330 | 2455 | 2575 | 2700 | 2820 | 1735 | 1810 | 1885 |
| 096 APARTMENT SOFA LEFT ARM | 71x40x33/40 | 1930 | 2025 | 2120 | 2220 | 2315 | 2410 | 1490 | 1565 | 1640 |
| 097 APARTMENT SOFA RIGHT ARM | 71x40x33/40 | 1930 | 2025 | 2120 | 2220 | 2315 | 2410 | 1490 | 1565 | 1640 |

MARSEILLE

FEATURES:

- *Wall hugger power recliners with full footrest (manual n/a).
- Manual adjustable headrest on all items (2 on square corner & stationary on wedge).
- Seat cushions with shaped foam + 1" layer of memory foam on top; arm with memory foam.
- Stitching: Small thread in fabric & large flat thread in leather.
- Lounge chair reclining back items with "Push Back" mechanism; wall clearance 10".
- *Excludes 043 & 163 chairs: Wall clearance 16"

Note: 2 recliner seats separated by a corner can not be opened at the same time. No recliner seats beside #155 Small Square Corner.

OPTIONS

- Battery Pack: Add \$125/ea.
- Motorized headrest: Add \$125 ea. (Motorized headrest N/A on stationary & lounge chair items).
- Choice of Large or Small 6" Arm: Leg on LARGE arm: LG103 wood or LG189 metal (Black or Chrome). SMALL Arm: LG08 wood or Metal: LG196 cyl. (Black or Chrome) or LG64 (sq). Specify colour.
- Seat Depth: 20" or *22". *22" seat depth N/A on chairs 043 & 163.
- 043 & 163 Chairs: with wood base, add \$165 (specify colour).

ACCESSORIES (n/a on small 6" arm)

- Grommet \$35 ea | Swivel tray & Wine Glass holder \$20 ea., Tablet holder \$40 & LED Lamp \$50.
- Metal Cup Holder: \$25 ea. (1 per arm/160/190 & 2 side by side on 159). Specify colour: Stainless, Black or Gold.
- *STORAGE items 159-160-190 with 2 USB/Electric outlets. *Must be used between 2 seats. Pieces are plain (without arm detail) & are not finished on the sides.

| Description | L x D x H | Leather | | | | | | Fabric | | |
|--|-------------|------------|-------------------------------|--|---|----------------------------------|--------------|--------|----------|------|
| | | 10 Pony | 20 Hugo Madras Softy | 30 Empire Fantasy Illusion Tucson Utah Vintage Yukon | 40 Diamond Elegance Princess Santiago Sensation Sunset Trina Victoria | 50 Bull Cassiope Dublin | 60 Caress | A | B COM | C |
| 124 STORAGE OTTOMAN | 30x22x17 | 560 | 580 | 600 | 620 | 645 | 665 | 480 | 500 | 520 |
| 155 SMALL SQUARE CORNER | 40x40x33/40 | 1435 | 1520 | 1605 | 1695 | 1780 | 1865 | 1115 | 1160 | 1200 |
| 159 WEDGE STORAGE | 10/25x35x22 | 560 | 585 | 610 | 640 | 665 | 690 | 430 | 440 | 450 |
| 160 STRAIGHT STORAGE | 10x35x22 | 540 | 565 | 590 | 615 | 645 | 670 | 410 | 420 | 430 |
| 163 DBL SWIVEL ROCKING RECLINER CHAIR | 33x34x42 | 1705 | 1800 | 1895 | 1995 | 2090 | 2190 | 1370 | 1410 | 1445 |
| 165 DOUBLE RECLINING CHAIR | 51x40x33/40 | 1765 | 1850 | 1940 | 2025 | 2110 | 2200 | 1460 | 1515 | 1570 |
| 167 APARTMENT SOFA NO ARM BUMPER LEFT | 82x40x33/40 | 1875 | 1980 | 2080 | 2185 | 2285 | 2385 | 1445 | 1520 | 1595 |
| 168 APARTMENT SOFA NO ARM BUMPER RIGHT | 82x40x33/40 | 1875 | 1980 | 2080 | 2185 | 2285 | 2385 | 1445 | 1520 | 1595 |
| 169 DOUBLE RECLINING CHAIR LEFT ARM | 41x40x33/40 | 1480 | 1545 | 1610 | 1680 | 1745 | 1810 | 1215 | 1280 | 1345 |
| 170 DOUBLE RECLINING CHAIR RIGHT ARM | 41x40x33/40 | 1480 | 1545 | 1610 | 1680 | 1745 | 1810 | 1215 | 1280 | 1345 |
| 171 ARMLESS DOUBLE RECLINING CHAIR | 31x40x33/40 | 1165 | 1210 | 1255 | 1300 | 1345 | 1390 | 955 | 1005 | 1055 |
| 173 DOUBLE LOUNGE CHAIR LEFT ARM | 41x62x33/40 | 1435 | 1515 | 1595 | 1680 | 1760 | 1840 | 1130 | 1200 | 1265 |
| 174 DOUBLE LOUNGE CHAIR RIGHT ARM | 41x62x33/40 | 1435 | 1515 | 1595 | 1680 | 1760 | 1840 | 1130 | 1200 | 1265 |
| 175 DOUBLE CHAIR LEFT ARM | 41x40x33/40 | 1200 | 1270 | 1340 | 1415 | 1485 | 1555 | 945 | 1000 | 1055 |
| 176 DOUBLE CHAIR RIGHT ARM | 41x40x33/40 | 1200 | 1270 | 1340 | 1415 | 1485 | 1555 | 945 | 1000 | 1055 |
| 177 ARMLESS DOUBLE CHAIR | 31x40x33/40 | 895 | 945 | 995 | 1045 | 1095 | 1150 | 680 | 725 | 770 |

MARSEILLE

FEATURES:

- *Wall hugger power recliners with full footrest (manual n/a).
- Manual adjustable headrest on all items (2 on square corner & stationary on wedge).
- Seat cushions with shaped foam + 1" layer of memory foam on top; arm with memory foam.
- Stitching: Small thread in fabric & large flat thread in leather.
- Lounge chair reclining back items with "Push Back" mechanism; wall clearance 10".
- *Excludes 043 & 163 chairs: Wall clearance 16"

Note: 2 recliner seats separated by a corner can not be opened at the same time. No recliner seats beside #155 Small Square Corner.

OPTIONS

- Battery Pack: Add \$125/ea.
- Motorized headrest: Add \$125 ea. (Motorized headrest N/A on stationary & lounge chair items).
- Choice of Large or Small 6" Arm: Leg on LARGE arm: LG103 wood or LG189 metal (Black or Chrome). SMALL Arm: LG08 wood or Metal: LG196 cyl. (Black or Chrome) or LG64 (sq). Specify colour.
- Seat Depth: 20" or *22". *22" seat depth N/A on chairs 043 & 163.
- 043 & 163 Chairs: with wood base, add \$165 (specify colour).

ACCESSORIES (n/a on small 6" arm)

- Grommet \$35 ea | Swivel tray & Wine Glass holder \$20 ea., Tablet holder \$40 & LED Lamp \$50.
- Metal Cup Holder: \$25 ea. (1 per arm/160/190 & 2 side by side on 159). Specify colour: Stainless, Black or Gold.
- *STORAGE items 159-160-190 with 2 USB/Electric outlets. *Must be used between 2 seats. Pieces are plain (without arm detail) & are not finished on the sides.

| Description | L x D x H | Leather | | | | | | Fabric | | |
|--|----------------|---------|----------------------|--|---|-------------------------|-----------|--------|-------|------|
| | | 10 Pony | 20 Hugo Madras Softy | 30 Empire Fantasy Illusion Tucson Utah Vintage Yukon | 40 Diamond Elegance Princess Santiago Sensation Sunset Trina Victoria | 50 Bull Cassiope Dublin | 60 Caress | A | B COM | C |
| 178 ARMLESS DOUBLE CHAIR BUMPER LEFT | 52x40x33/40 | 1160 | 1230 | 1300 | 1370 | 1445 | 1515 | 910 | 955 | 1000 |
| 179 ARMLESS DOUBLE CHAIR BUMPER RIGHT | 52x40x33/40 | 1160 | 1230 | 1300 | 1370 | 1445 | 1515 | 910 | 955 | 1000 |
| 186 ARMLESS LOVESEAT BUMPER STORAGE-L | 68x40x33/40 | 1815 | 1890 | 1970 | 2045 | 2120 | 2200 | 1435 | 1495 | 1555 |
| 187 ARMLESS LOVESEAT BUMPER STORAGE-R | 68x40x33/40 | 1815 | 1890 | 1970 | 2045 | 2120 | 2200 | 1435 | 1495 | 1555 |
| 188 ARMLESS CHAIR BUMPER STORAGE-L | 45x40x33/40 | 1205 | 1275 | 1345 | 1420 | 1490 | 1560 | 955 | 985 | 1015 |
| 189 ARMLESS CHAIR BUMPER STORAGE-R | 45x40x33/40 | 1205 | 1275 | 1345 | 1420 | 1490 | 1560 | 955 | 985 | 1015 |
| 190 SMALL WEDGE STORAGE | 10/20x35x22 | 540 | 565 | 590 | 615 | 645 | 670 | 410 | 420 | 430 |
| 221 ARMLESS DBL CHAIR BUMPER STORAGE-L | 52x40x33/40 | 1280 | 1350 | 1425 | 1495 | 1565 | 1635 | 1025 | 1075 | 1125 |
| 222 ARMLESS DBL CHAIR BUMPER STORAGE-R | 52x40x33/40 | 1280 | 1350 | 1425 | 1495 | 1565 | 1635 | 1025 | 1075 | 1125 |
| 223 APT SOFA NO ARM BUMPER STORAGE-L | 82x40x33/40 | 1995 | 2100 | 2210 | 2315 | 2425 | 2530 | 1565 | 1640 | 1720 |
| 224 APT SOFA NO ARM BUMPER STORAGE-R | 82x40x33/40 | 1995 | 2100 | 2210 | 2315 | 2425 | 2530 | 1565 | 1640 | 1720 |
| 230 DBLE LOUNGE CHAIR RECLINING BACK L-ARM | 41x62x33/40 | 1575 | 1650 | 1730 | 1805 | 1880 | 1960 | 1235 | 1305 | 1375 |
| 231 DBLE LOUNGE CHAIR RECLINING BACK R-ARM | 41x62x33/40 | 1575 | 1650 | 1730 | 1805 | 1880 | 1960 | 1235 | 1305 | 1375 |
| 232 LOUNGE CHAIR RECLINING BACK LEFT ARM | 34x62x33/40 | 1460 | 1530 | 1600 | 1675 | 1745 | 1815 | 1160 | 1205 | 1250 |
| 233 LOUNGE CHAIR RECLINING BACK RIGHT ARM | 34x62x33/40 | 1460 | 1530 | 1600 | 1675 | 1745 | 1815 | 1160 | 1205 | 1250 |
| 234 SECTIONAL APT SOFA BUMPER LEFT | 96x40/44x33/40 | 2310 | 2440 | 2565 | 2695 | 2820 | 2950 | 1685 | 1765 | 1845 |

MARSEILLE

FEATURES:

- *Wall hugger power recliners with full footrest (manual n/a).
- Manual adjustable headrest on all items (2 on square corner & stationary on wedge).
- Seat cushions with shaped foam + 1" layer of memory foam on top; arm with memory foam.
- Stitching: Small thread in fabric & large flat thread in leather.
- Lounge chair reclining back items with "Push Back" mechanism; wall clearance 10".
- *Excludes 043 & 163 chairs: Wall clearance 16"

Note: 2 recliner seats separated by a corner can not be opened at the same time. No recliner seats beside #155 Small Square Corner.

OPTIONS

- Battery Pack: Add \$125/ea.
- Motorized headrest: Add \$125 ea. (Motorized headrest N/A on stationary & lounge chair items).
- Choice of Large or Small 6" Arm: Leg on LARGE arm: LG103 wood or LG189 metal (Black or Chrome). SMALL Arm: LG08 wood or Metal: LG196 cyl. (Black or Chrome) or LG64 (sq). Specify colour.
- Seat Depth: 20" or *22". *22" seat depth N/A on chairs 043 & 163.
- 043 & 163 Chairs: with wood base, add \$165 (specify colour).

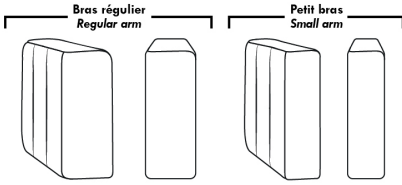
ACCESSORIES (n/a on small 6" arm)

- Grommet \$35 ea | Swivel tray & Wine Glass holder \$20 ea., Tablet holder \$40 & LED Lamp \$50.
- Metal Cup Holder: \$25 ea. (1 per arm/160/190 & 2 side by side on 159). Specify colour: Stainless, Black or Gold.
- *STORAGE items 159-160-190 with 2 USB/Electric outlets. *Must be used between 2 seats. Pieces are plain (without arm detail) & are not finished on the sides.

| Description | L x D x H | Leather | | | | | | Fabric | | |
|-------------------------------------|----------------|------------|-------------------------------|---|---|----------------------------------|--------------|--------|----------|------|
| | | 10 Pony | 20 Hugo Madras Softy | 30 Empire Fantasy Illusion Tucson Utah Vintage Yukon | 40 Diamond Elegance Princess Santiago Sensation Sunset Trina Victoria | 50 Bull Cassiope Dublin | 60 Caress | A | B COM | C |
| 235 SECTIONAL APT SOFA BUMPER RIGHT | 96x40/44x33/40 | 2310 | 2440 | 2565 | 2695 | 2820 | 2950 | 1685 | 1765 | 1845 |
| CONFIGURATIONS | | | | | | | | | | |
| A CONFIG (169-170) | 82X40X40 | 2960 | 3090 | 3220 | 3360 | 3490 | 3620 | 2430 | 2560 | 2690 |
| B CONFIG (169-171-174) | 113X62X40 | 4080 | 4270 | 4460 | 4660 | 4850 | 5040 | 3300 | 3485 | 3665 |
| C CONFIG (096-055-171-170) | 115X115X40 | 6010 | 6300 | 6590 | 6895 | 7185 | 7475 | 4775 | 5010 | 5240 |
| D CONFIG (169-171-235) | 115X96X40 | 4955 | 5195 | 5430 | 5675 | 5910 | 6150 | 3855 | 4050 | 4245 |
| J CONFIG (041-042) | 68X40X40 | 2810 | 2920 | 3030 | 3140 | 3250 | 3370 | 2330 | 2400 | 2470 |
| K CONFIG (041-071-005) | 92X62X40 | 3815 | 3970 | 4135 | 4290 | 4445 | 4605 | 3120 | 3245 | 3370 |
| L CONFIG (012-055-071-042) | 102X102X40 | 5670 | 5935 | 6205 | 6480 | 6745 | 7015 | 4555 | 4740 | 4915 |
| M CONFIG (041-071-024) | 102X89X40 | 4725 | 4960 | 5205 | 5440 | 5680 | 5920 | 3685 | 3850 | 4010 |

MARSEILLE

OPTIMA



Spécifications | Specifications

Appui-tête levé Headrest up
 Appui-tête baissé Headrest down
 Complètement incliné Fully reclined

(A) Hauteur complète 40" Total Height
 (B) Hauteur appui-tête baissé 33" Height headrest down
 (C) Hauteur du bras 24,5" Arm Height
 (D) Hauteur du siège 19,5" Seat height
 (E) Profondeur inclinée 65" Depth fully reclined
 (F) Profondeur d'assise 20" ou/ou 22" Seat depth
 (G) Profondeur appui-tête monté 36" Depth with headrest up

Siège 30" de large | 30" Seat Width

Siège 23" de large | 23" Seat Width

Autres | Others

Fauteuil berçant, pivotant et inclinable / **Swivel, rocking motion chair**
 N'est pas un mécanisme protège-mur / Not a wall hugger mechanism
 Dégagement mural: 16" / Wall clearance: 16"

30" Populaires | Popular CONFIGURATIONS 23"

Nos produits sont fabriqués à la main et des variations mineures peuvent survenir. Our product is hand-made and minor variations can occur.



MAXIMA

Features: Adjustable headrest (2 on square corner). Stitching: Small thread in fabric & large flat thread in leather. Memory foam in seat cushions. Lounge Chair Reclining Back items with "Push Back" mechanism.
SECT'L or HT Configs: To have 1 ARM between 2 seats, you MUST use arm items 138 or 147 Wedge Arm. These items may NOT be used to START or END a row.

OPTIONS - Provide SKETCH of your config:

Small 6" Arm: at same price.

Leg (specify colour): On LARGE arm: LG189 metal (Black or Chrome) or LG187 wood. On SMALL arm: LG64 metal or LG08 wood.

Table (#154): Specify colour of wood table top.

043 & 163 Chairs: with wood base, add \$165 (specify colour).

Accessories: Wine glass holder \$45 ea. E-tablet holder \$60 ea.

Cupholder (N/A on Small 6" Arm): On MANUAL items: Black cupholder \$25/ea. On MOTORIZED items only: LED Cupholder (Black) with control & lighting at base of chair add \$50/ea. If NO cupholder with control, tactile boutons will be installed.

PREMIUM Option (Avail. only with MOTORIZED option): Full footrest + upholstered seat cushions with shaped foam & 1" layer of memory foam on entire set (stationary & recliner seats); ADD \$30/seat. Bumper section counts as 1 seat & lounge chairs as 2 seats.

Motorized reclining mechanism add \$125/ mec. For WIRELESS (Battery) add \$250/ mec.

NB: 2 recliner seats SEPARATED by a SQUARE CORNER or TABLE cannot be opened at the same time.

| Description | L x D x H | Leather | | | | | | Fabric | | |
|-------------------------------------|----------------|------------|-------------------------------|--|---|----------------------------------|--------------|--------|----------|------|
| | | 10 Pony | 20 Hugo Madras Softy | 30 Empire Fantasy Illusion Tucson Utah Vintage Yukon | 40 Diamond Elegance Princess Santiago Sensation Sunset Trina Victoria | 50 Bull Cassiope Dublin | 60 Caress | A | B COM | C |
| 001 CHAIR | 45x40x30/39 | 1325 | 1405 | 1490 | 1565 | 1635 | 1730 | 980 | 1015 | 1060 |
| 002 LOVESEAT | 68x40x30/39 | 1905 | 2010 | 2115 | 2215 | 2315 | 2405 | 1430 | 1490 | 1545 |
| 003 SOFA | 92x40x30/39 | 2330 | 2450 | 2590 | 2715 | 2835 | 2960 | 1745 | 1825 | 1895 |
| 005 LOUNGE CHAIR RIGHT ARM | 35x62x30/39 | 1225 | 1285 | 1345 | 1410 | 1465 | 1530 | 915 | 970 | 1015 |
| 009 ARMLESS LOVESEAT | 47x40x30/39 | 1395 | 1455 | 1520 | 1575 | 1630 | 1700 | 1045 | 1105 | 1165 |
| 011 LOUNGE CHAIR LEFT ARM | 35x62x30/39 | 1225 | 1285 | 1345 | 1410 | 1465 | 1530 | 915 | 970 | 1015 |
| 012 LOVESEAT LEFT ARM | 58x40x30/39 | 1650 | 1740 | 1825 | 1895 | 1980 | 2060 | 1230 | 1290 | 1345 |
| 017 DOUBLE CHAIR | 52x40x30/39 | 1405 | 1490 | 1575 | 1665 | 1750 | 1835 | 1045 | 1100 | 1155 |
| 021 APARTMENT SOFA NO ARM | 61x40x30/39 | 1570 | 1640 | 1740 | 1820 | 1890 | 1975 | 1185 | 1245 | 1325 |
| 024 SECTIONAL LOVESEAT BUMPER RIGHT | 89x40/44x30/39 | 2195 | 2325 | 2460 | 2595 | 2730 | 2855 | 1530 | 1605 | 1690 |
| 040 ARMLESS SOFA | 71x40x30/39 | 1815 | 1890 | 1985 | 2075 | 2155 | 2240 | 1345 | 1430 | 1510 |
| 041 RECLINING CHAIR LEFT ARM | 35x40x30/39 | 1195 | 1245 | 1320 | 1375 | 1435 | 1495 | 925 | 970 | 1005 |
| 042 RECLINING CHAIR RIGHT ARM | 35x40x30/39 | 1195 | 1245 | 1320 | 1375 | 1435 | 1495 | 925 | 970 | 1005 |
| 043 SWIVEL ROCKING RECLINING CHAIR | 30 x 34 x 42 | 1475 | 1555 | 1645 | 1740 | 1820 | 1900 | 1180 | 1215 | 1250 |
| 044 RECLINER CHAIR | 45x40x30/39 | 1445 | 1530 | 1610 | 1695 | 1765 | 1845 | 1115 | 1160 | 1200 |
| 045 ARMLESS LOVESEAT BUMPER RIGHT | 68x40x30/39 | 1630 | 1730 | 1820 | 1895 | 1985 | 2075 | 1215 | 1275 | 1335 |
| 048 SECTIONAL LOVESEAT BUMPER LEFT | 89x40/44x30/39 | 2195 | 2325 | 2460 | 2595 | 2730 | 2855 | 1530 | 1605 | 1690 |
| 051 ARMLESS CHAIR | 24x40x30/39 | 800 | 840 | 885 | 925 | 970 | 1005 | 590 | 640 | 675 |



MAXIMA

Features: Adjustable headrest (2 on square corner). Stitching: Small thread in fabric & large flat thread in leather. Memory foam in seat cushions. Lounge Chair Reclining Back items with "Push Back" mechanism.
SECT'L or HT Configs: To have 1 ARM between 2 seats, you MUST use arm items 138 or 147 Wedge Arm. These items may NOT be used to START or END a row.

OPTIONS - Provide SKETCH of your config:

Small 6" Arm: at same price.

Leg (specify colour): On LARGE arm: LG189 metal (Black or Chrome) or LG187 wood. On SMALL arm: LG64 metal or LG08 wood.

Table (#154): Specify colour of wood table top.

043 & 163 Chairs: with wood base, add \$165 (specify colour).

Accessories: Wine glass holder \$45 ea. E-tablet holder \$60 ea.

Cupholder (N/A on Small 6" Arm): On MANUAL items: Black cupholder \$25/ea. On MOTORIZED items only: LED Cupholder (Black) with control & lighting at base of chair add \$50/ea. If NO cupholder with control, tactile boutons will be installed.

PREMIUM Option (Avail. only with MOTORIZED option): Full footrest + upholstered seat cushions with shaped foam & 1" layer of memory foam on entire set (stationary & recliner seats); ADD \$30/seat. Bumper section counts as 1 seat & lounge chairs as 2 seats.

Motorized reclining mechanism add \$125/ mec. For WIRELESS (Battery) add \$250/ mec.

NB: 2 recliner seats SEPARATED by a SQUARE CORNER or TABLE cannot be opened at the same time.

| Description | L x D x H | Leather | | | | | | Fabric | | |
|---------------------------------------|--------------|------------|-------------------------------|--|---|----------------------------------|--------------|--------|----------|------|
| | | 10 Pony | 20 Hugo Madras Softy | 30 Empire Fantasy Illusion Tucson Utah Vintage Yukon | 40 Diamond Elegance Princess Santiago Sensation Sunset Trina Victoria | 50 Bull Cassiope Dublin | 60 Caress | A | B COM | C |
| 052 SOFA LEFT ARM | 82x40x30/39 | 2070 | 2175 | 2285 | 2385 | 2495 | 2600 | 1545 | 1620 | 1710 |
| 053 SOFA RIGHT ARM | 82x40x30/39 | 2070 | 2175 | 2285 | 2385 | 2495 | 2600 | 1545 | 1620 | 1710 |
| 055 SQUARE CORNER | 44x44x30/39 | 1440 | 1520 | 1605 | 1690 | 1760 | 1840 | 1090 | 1130 | 1185 |
| 056 CHAIR RIGHT ARM | 35x40x30/39 | 1060 | 1115 | 1190 | 1240 | 1305 | 1355 | 795 | 835 | 870 |
| 057 CHAIR LEFT ARM | 35x40x30/39 | 1060 | 1115 | 1190 | 1240 | 1305 | 1355 | 795 | 835 | 870 |
| 061 LOVESEAT RIGHT ARM | 58x40x30/39 | 1650 | 1740 | 1825 | 1895 | 1980 | 2060 | 1230 | 1290 | 1345 |
| 071 ARMLESS RECLINING CHAIR | 24x40x30/39 | 925 | 980 | 1030 | 1095 | 1140 | 1200 | 735 | 770 | 810 |
| 086 ARMLESS LOVESEAT BUMPER LEFT | 68x40x30/39 | 1630 | 1730 | 1820 | 1895 | 1985 | 2075 | 1215 | 1275 | 1335 |
| 088 ARMLESS CHAIR BUMPER LEFT | 45x40x30/39 | 1025 | 1100 | 1170 | 1235 | 1305 | 1365 | 770 | 810 | 845 |
| 089 ARMLESS CHAIR BUMPER RIGHT | 45x40x30/39 | 1025 | 1100 | 1170 | 1235 | 1305 | 1365 | 770 | 810 | 845 |
| 095 APARTMENT SOFA | 82x40x30/39 | 2095 | 2210 | 2335 | 2450 | 2570 | 2700 | 1565 | 1630 | 1715 |
| 096 APARTMENT SOFA LEFT ARM | 72x40x30/39 | 1835 | 1945 | 2035 | 2140 | 2235 | 2335 | 1365 | 1440 | 1515 |
| 097 APARTMENT SOFA RIGHT ARM | 72x40x30/39 | 1835 | 1945 | 2035 | 2140 | 2235 | 2335 | 1365 | 1440 | 1515 |
| 124 STORAGE OTTOMAN | 30x22x17 | 530 | 550 | 580 | 610 | 640 | 665 | 445 | 455 | 470 |
| 138 STRAIGHT ARM | 7x40x23 | 240 | 260 | 295 | 320 | 350 | 375 | 170 | 190 | 215 |
| 147 WEDGE ARM | 7/16.5x40x23 | 285 | 315 | 350 | 375 | 405 | 425 | 225 | 240 | 255 |
| 154 UPHOLSTERED ANGULAR TABLE | 7/34x32.5x19 | 450 | 475 | 520 | 540 | 565 | 585 | 385 | 400 | 410 |
| 163 DBL SWIVEL ROCKING RECLINER CHAIR | 33 x 34 x 42 | 1510 | 1605 | 1695 | 1770 | 1865 | 1955 | 1185 | 1220 | 1255 |
| 165 DOUBLE RECLINING CHAIR | 52x40x30/39 | 1540 | 1620 | 1720 | 1805 | 1885 | 1975 | 1185 | 1230 | 1285 |



MAXIMA

Features: Adjustable headrest (2 on square corner). Stitching: Small thread in fabric & large flat thread in leather. Memory foam in seat cushions. Lounge Chair Reclining Back items with "Push Back" mechanism.
SECT'L or HT Configs: To have 1 ARM between 2 seats, you MUST use arm items 138 or 147 Wedge Arm. These items may NOT be used to START or END a row.

OPTIONS - Provide SKETCH of your config:

Small 6" Arm: at same price.

Leg (specify colour): On LARGE arm: LG189 metal (Black or Chrome) or LG187 wood. On SMALL arm: LG64 metal or LG08 wood.

Table (#154): Specify colour of wood table top.

043 & 163 Chairs: with wood base, add \$165 (specify colour).

Accessories: Wine glass holder \$45 ea. E-tablet holder \$60 ea.

Cupholder (N/A on Small 6" Arm): On MANUAL items: Black cupholder \$25/ea. On MOTORIZED items only: LED Cupholder (Black) with control & lighting at base of chair add \$50/ea. If NO cupholder with control, tactile boutons will be installed.

PREMIUM Option (Avail. only with MOTORIZED option): Full footrest + upholstered seat cushions with shaped foam & 1" layer of memory foam on entire set (stationary & recliner seats); ADD \$30/seat. Bumper section counts as 1 seat & lounge chairs as 2 seats.

Motorized reclining mechanism add \$125/ mec. For WIRELESS (Battery) add \$250/ mec.

NB: 2 recliner seats SEPARATED by a SQUARE CORNER or TABLE cannot be opened at the same time.

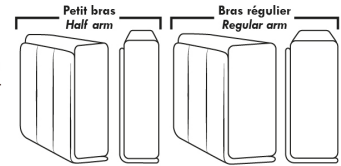
| Description | L x D x H | Leather | | | | | | Fabric | | |
|--|----------------|------------|-------------------------------|---|---|----------------------------------|--------------|--------|----------|------|
| | | 10 Pony | 20 Hugo Madras Softy | 30 Empire Fantasy Illusion Tucson Utah Vintage Yukon | 40 Diamond Elegance Princess Santiago Sensation Sunset Trina Victoria | 50 Bull Cassiope Dublin | 60 Caress | A | B COM | C |
| 167 APARTMENT SOFA NO ARM BUMPER LEFT | 82x40x30/39 | 1820 | 1930 | 2030 | 2140 | 2240 | 2345 | 1350 | 1430 | 1500 |
| 168 APARTMENT SOFA NO ARM BUMPER RIGHT | 82x40x30/39 | 1820 | 1930 | 2030 | 2140 | 2240 | 2345 | 1350 | 1430 | 1500 |
| 169 DOUBLE RECLINING CHAIR LEFT ARM | 42x40x30/39 | 1270 | 1335 | 1410 | 1470 | 1540 | 1605 | 980 | 1025 | 1090 |
| 170 DOUBLE RECLINING CHAIR RIGHT ARM | 42x40x30/39 | 1270 | 1335 | 1410 | 1470 | 1540 | 1605 | 980 | 1025 | 1090 |
| 171 ARMLESS DOUBLE RECLINING CHAIR | 31x40x30/39 | 1010 | 1065 | 1120 | 1185 | 1230 | 1285 | 780 | 830 | 870 |
| 173 DOUBLE LOUNGE CHAIR LEFT ARM | 42x62x30/39 | 1335 | 1415 | 1500 | 1575 | 1650 | 1740 | 990 | 1060 | 1120 |
| 174 DOUBLE LOUNGE CHAIR RIGHT ARM | 42x62x30/39 | 1335 | 1415 | 1500 | 1575 | 1650 | 1740 | 990 | 1060 | 1120 |
| 175 DOUBLE CHAIR LEFT ARM | 42x40x30/39 | 1135 | 1205 | 1275 | 1340 | 1410 | 1470 | 845 | 905 | 960 |
| 176 DOUBLE CHAIR RIGHT ARM | 42x40x30/39 | 1135 | 1205 | 1275 | 1340 | 1410 | 1470 | 845 | 905 | 960 |
| 177 ARMLESS DOUBLE CHAIR | 31x40x30/39 | 870 | 925 | 985 | 1030 | 1095 | 1140 | 655 | 700 | 745 |
| 178 ARMLESS DOUBLE CHAIR BUMPER LEFT | 52x40x30/39 | 1105 | 1185 | 1250 | 1330 | 1405 | 1470 | 835 | 885 | 950 |
| 179 ARMLESS DOUBLE CHAIR BUMPER RIGHT | 52x40x30/39 | 1105 | 1185 | 1250 | 1330 | 1405 | 1470 | 835 | 885 | 950 |
| 230 DBLE LOUNGE CHAIR RECLINING BACK L-ARM | 42x62x30/39 | 1470 | 1555 | 1630 | 1720 | 1785 | 1875 | 1105 | 1170 | 1235 |
| 231 DBLE LOUNGE CHAIR RECLINING BACK R-ARM | 42x62x30/39 | 1470 | 1555 | 1630 | 1720 | 1785 | 1875 | 1105 | 1170 | 1235 |
| 232 LOUNGE CHAIR RECLINING BACK LEFT ARM | 35x62x30/39 | 1345 | 1410 | 1470 | 1535 | 1595 | 1640 | 1020 | 1080 | 1130 |
| 233 LOUNGE CHAIR RECLINING BACK RIGHT ARM | 35x62x30/39 | 1345 | 1410 | 1470 | 1535 | 1595 | 1640 | 1020 | 1080 | 1130 |
| 234 SECTIONAL APT SOFA BUMPER LEFT | 96x40/44x30/39 | 2260 | 2390 | 2530 | 2660 | 2800 | 2925 | 1595 | 1690 | 1770 |
| 235 SECTIONAL APT SOFA BUMPER RIGHT | 96x40/44x30/39 | 2260 | 2390 | 2530 | 2660 | 2800 | 2925 | 1595 | 1690 | 1770 |

CONFIGURATIONS

CDN Price List

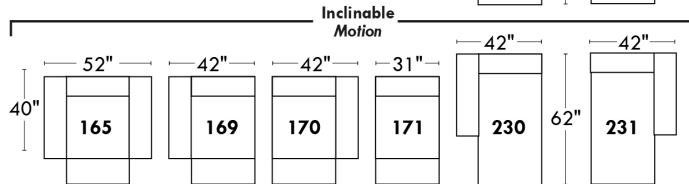
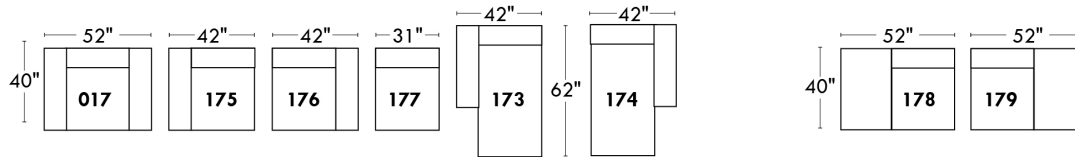
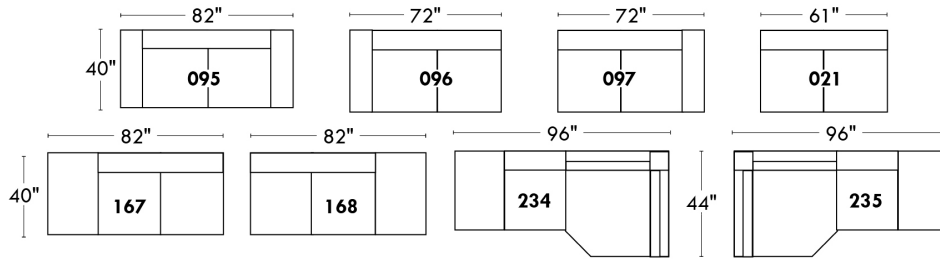
MAXIMA

| Description | L x D x H | Leather | | | | | | Fabric | | |
|-------------------------------------|---------------|------------|-------------------------------|--|---|----------------------------------|--------------|--------|----------|------|
| | | 10 Pony | 20 Hugo Madras Softy | 30 Empire Fantasy Illusion Tucson Utah Vintage Yukon | 40 Diamond Elegance Princess Santiago Sensation Sunset Trina Victoria | 50 Bull Cassiope Dublin | 60 Caress | A | B COM | C |
| A CONFIG. (169-177-174) | 115X62X30/39 | 3475 | 3675 | 3895 | 4075 | 4285 | 4485 | 2625 | 2785 | 2955 |
| B CONFIG. (096-055-177-170) | 116X117X30/39 | 5415 | 5725 | 6035 | 6330 | 6630 | 6920 | 4090 | 4295 | 4535 |
| C CONFIG. (173-177-055-179) | 117X96X30/39 | 4750 | 5045 | 5340 | 5625 | 5910 | 6190 | 3570 | 3775 | 4000 |
| D CONFIG. (169-147-170) | 99X45X30/39 | 2825 | 2985 | 3170 | 3315 | 3485 | 3635 | 2185 | 2290 | 2435 |
| E CONFIG. (169-138-171-171-138-170) | 159X40X30/39 | 5040 | 5320 | 5650 | 5950 | 6240 | 6530 | 3860 | 4090 | 4350 |
| F CONFIG. (169-147-021-147-170) | 176X51X30/39 | 4680 | 4940 | 5260 | 5510 | 5780 | 6035 | 3595 | 3775 | 4015 |
| G CONFIG. (011-009-005) | 116X62X30/39 | 3845 | 4025 | 4210 | 4395 | 4560 | 4760 | 2875 | 3045 | 3195 |
| H CONFIG. (041-071-055-061) | 103X102X30/39 | 5210 | 5485 | 5780 | 6055 | 6315 | 6595 | 3980 | 4160 | 4345 |
| I CONFIG. (041-061) | 93X40X30/39 | 2845 | 2985 | 3145 | 3270 | 3415 | 3555 | 2155 | 2260 | 2350 |
| J CONFIG. (057-042) | 70X40X30/39 | 2255 | 2360 | 2510 | 2615 | 2740 | 2850 | 1720 | 1805 | 1875 |
| K CONFIG. (041-147-071-147-042) | 124X50X30/39 | 3885 | 4100 | 4370 | 4595 | 4820 | 5040 | 3035 | 3190 | 3330 |
| L CONFIG. (041-147-071-071-147-042) | 148X50X30/39 | 4810 | 5080 | 5400 | 5690 | 5960 | 6240 | 3770 | 3960 | 4140 |
| M CONFIG. (232-147-071-071-147-233) | 148X77X30/39 | 5110 | 5410 | 5700 | 6010 | 6280 | 6530 | 3960 | 4180 | 4390 |

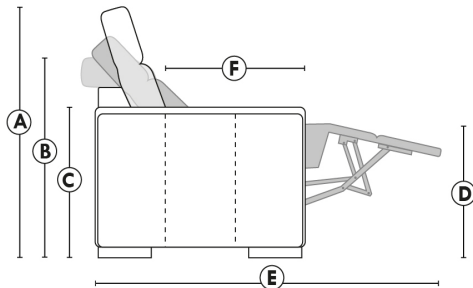


LINEA 30

Siège 30" de large | 30" Seat Width



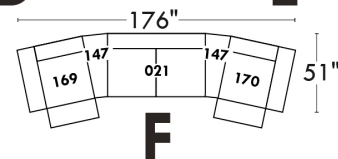
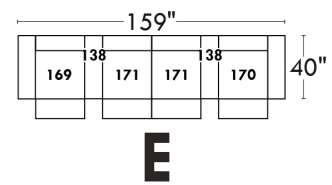
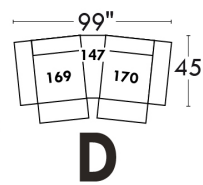
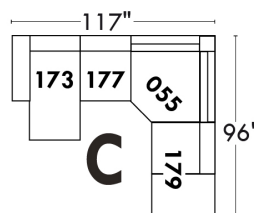
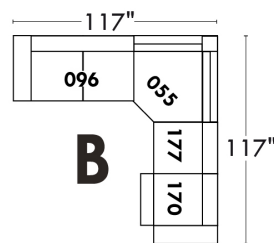
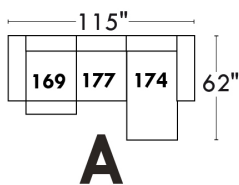
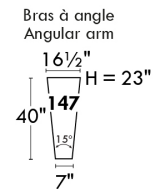
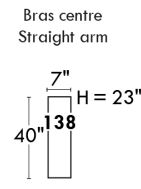
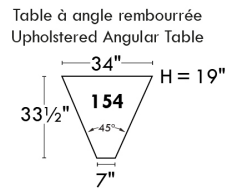
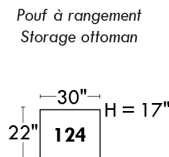
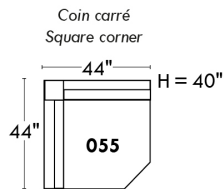
Spécifications | Specifications

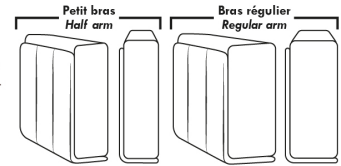


- Appui-tête levé / Headrest up
- Appui-tête baissé / Headrest down
- Complètement incliné / Fully reclined

- (A) Hauteur complète 39" Total Height
- (B) Hauteur appui-tête baissé 30" Height headrest down
- (C) Hauteur du bras 24" Arm Height
- (D) Hauteur du siège 19,5" Seat height
- (E) Profondeur inclinée 63" Depth fully reclined
- (F) Profondeur d'assise 20" Seat depth

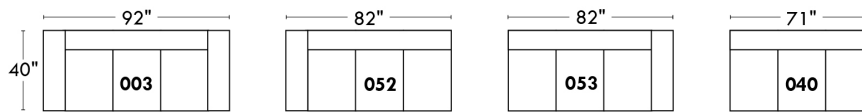
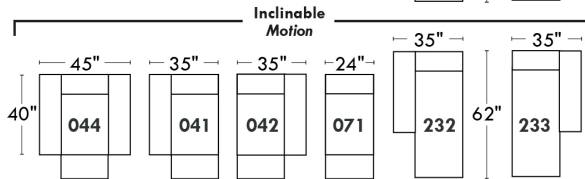
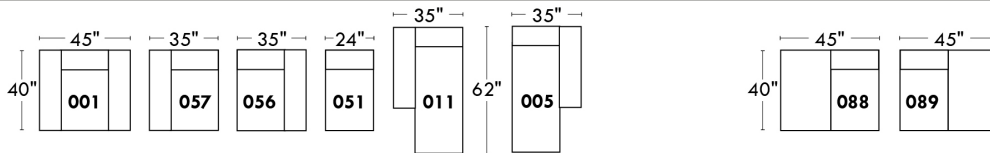
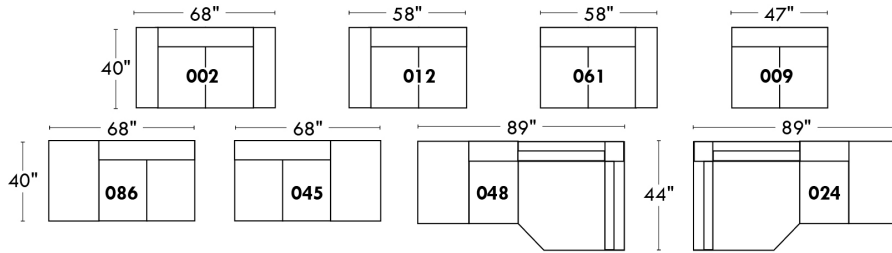
Autres | Others



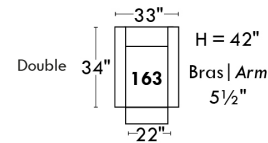
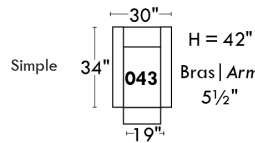


LINEA 30

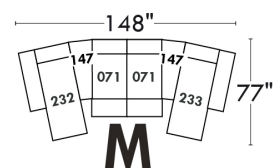
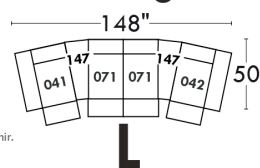
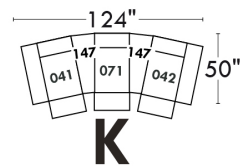
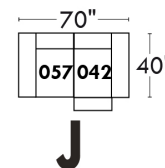
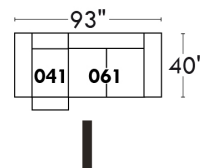
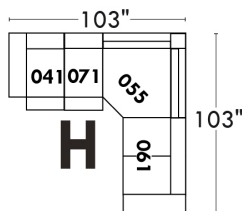
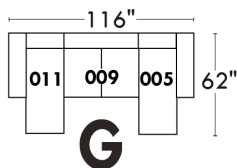
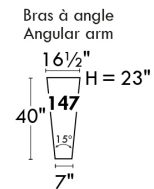
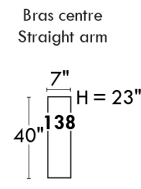
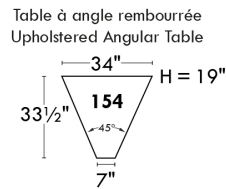
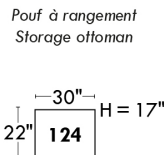
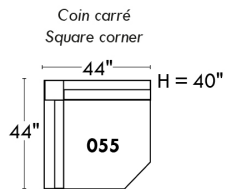
Siège 23" de large | 23" Seat Width



Fauteuil berçant, pivotant et inclinable
Swivel rocking motion chair



Autres | Others



www.jaymar.ca

Toutes les dimensions indiquées sont au pouce près. Nos produits sont fabriqués à la main et des variations mineures peuvent survenir.
All dimensions indicated are to the nearest inch. Our product is hand-made and minor variations can occur.

MELBOURNE

FEATURES:

*Wall hugger power recliners with full footrest (manual n/a). Manual adjustable headrest on all items (2 on square corner & stationary on wedge). Seat cushions with shaped foam + 1" layer of memory foam on top; arm with memory foam. Stitching: Small thread in fabric & large flat thread in leather. Lounge chair reclining back items with "Push Back" mechanism; wall clearance 10".

*Excludes 043 & 163 chairs: Wall clearance 16"

Note: 2 recliner seats separated by a corner can not be opened at the same time. No recliner seats beside #155 Small Square Corner.

OPTIONS

Battery Pack: Add \$125/ea.

Motorized headrest: Add \$125 ea. (Motorized headrest N/A on stationary & lounge chair items).

Choice of with or without "Wood Insert" in arm. If with wood insert, specify colour.

Choice of Large or Small 6" Arm: Leg on LARGE arm: LG103 wood or LG189 metal (Black or Chrome). SMALL Arm: LG08 wood or LG196 metal (Black or Chrome). Specify colour.

Seat Depth: 20" or *22". *22" seat depth N/A on chairs 043 & 163.

043 & 163 Chairs: with wood base, add \$165 (specify colour).

ACCESSORIES (Available only on *items 159-160-190)

Metal Cup Holder: \$25 ea. (1 on 160-190 & 2 side by side on 159). Specify colour: Stainless, Black or Antique Gold.

Accessories: Grommet \$35 ea. | Swivel tray & Wine Glass holder \$20 ea., Tablet holder \$40 & LED Lamp \$50.

*STORAGE items 159-160-190 with 2 USB/Electric outlets. *Must be used between 2 seats.

| Description | L x D x H | Leather | | | | | | Fabric | | |
|-------------------------------------|----------------|------------|-------------------------------|--|---|----------------------------------|--------------|--------|----------|------|
| | | 10 Pony | 20 Hugo Madras Softy | 30 Empire Fantasy Illusion Tucson Utah Vintage Yukon | 40 Diamond Elegance Princess Santiago Sensation Sunset Trina Victoria | 50 Bull Cassiope Dublin | 60 Caress | A | B COM | C |
| 001 CHAIR | 44x40x33/40 | 1420 | 1500 | 1580 | 1665 | 1745 | 1825 | 1130 | 1165 | 1195 |
| 002 LOVESEAT | 67x40x33/40 | 2030 | 2125 | 2225 | 2320 | 2415 | 2515 | 1600 | 1665 | 1725 |
| 003 SOFA | 91x40x33/40 | 2450 | 2575 | 2705 | 2830 | 2960 | 3085 | 1935 | 2010 | 2085 |
| 005 LOUNGE CHAIR RIGHT ARM | 34x62x33/40 | 1325 | 1380 | 1440 | 1495 | 1550 | 1605 | 1045 | 1090 | 1135 |
| 009 ARMLESS LOVESEAT | 47x40x33/40 | 1425 | 1485 | 1545 | 1605 | 1670 | 1730 | 1100 | 1165 | 1225 |
| 011 LOUNGE CHAIR LEFT ARM | 34x62x33/40 | 1325 | 1380 | 1440 | 1495 | 1550 | 1605 | 1045 | 1090 | 1135 |
| 012 LOVESEAT LEFT ARM | 57x40x33/40 | 1745 | 1825 | 1905 | 1990 | 2070 | 2150 | 1365 | 1425 | 1480 |
| 017 DOUBLE CHAIR | 51x40x33/40 | 1490 | 1575 | 1665 | 1750 | 1835 | 1925 | 1180 | 1230 | 1280 |
| 021 APARTMENT SOFA NO ARM | 61x40x33/40 | 1605 | 1695 | 1780 | 1865 | 1955 | 2040 | 1235 | 1305 | 1375 |
| 024 SECTIONAL LOVESEAT BUMPER RIGHT | 89x40/44x33/40 | 2235 | 2370 | 2510 | 2645 | 2785 | 2920 | 1610 | 1695 | 1775 |
| 040 ARMLESS SOFA | 71x40x33/40 | 1840 | 1935 | 2025 | 2115 | 2210 | 2300 | 1435 | 1515 | 1595 |
| 041 RECLINING CHAIR LEFT ARM | 34x40x33/40 | 1405 | 1460 | 1515 | 1570 | 1625 | 1685 | 1165 | 1200 | 1235 |
| 042 RECLINING CHAIR RIGHT ARM | 34x40x33/40 | 1405 | 1460 | 1515 | 1570 | 1625 | 1685 | 1165 | 1200 | 1235 |
| 043 SWIVEL ROCKING RECLINING CHAIR | 30x34x42 | 1665 | 1755 | 1845 | 1940 | 2030 | 2120 | 1365 | 1405 | 1440 |
| 044 RECLINER CHAIR | 44x40x33/40 | 1695 | 1765 | 1835 | 1905 | 1980 | 2050 | 1405 | 1435 | 1465 |
| 045 ARMLESS LOVESEAT BUMPER RIGHT | 68x40x33/40 | 1695 | 1770 | 1845 | 1925 | 2000 | 2075 | 1315 | 1370 | 1430 |

MELBOURNE

FEATURES:

*Wall hugger power recliners with full footrest (manual n/a). Manual adjustable headrest on all items (2 on square corner & stationary on wedge). Seat cushions with shaped foam + 1" layer of memory foam on top; arm with memory foam. Stitching: Small thread in fabric & large flat thread in leather. Lounge chair reclining back items with "Push Back" mechanism; wall clearance 10".

*Excludes 043 & 163 chairs: Wall clearance 16"

Note: 2 recliner seats separated by a corner can not be opened at the same time. No recliner seats beside #155 Small Square Corner.

OPTIONS

Battery Pack: Add \$125/ea.

Motorized headrest: Add \$125 ea. (Motorized headrest N/A on stationary & lounge chair items).

Choice of with or without "Wood Insert" in arm. If with wood insert, specify colour.

Choice of Large or Small 6" Arm: Leg on LARGE arm: LG103 wood or LG189 metal (Black or Chrome). SMALL Arm: LG08 wood or LG196 metal (Black or Chrome). Specify colour.

Seat Depth: 20" or *22". *22" seat depth N/A on chairs 043 & 163.

043 & 163 Chairs: with wood base, add \$165 (specify colour).

ACCESSORIES (Available only on *items 159-160-190)

Metal Cup Holder: \$25 ea. (1 on 160-190 & 2 side by side on 159). Specify colour: Stainless, Black or Antique Gold.

Accessories: Grommet \$35 ea. | Swivel tray & Wine Glass holder \$20 ea., Tablet holder \$40 & LED Lamp \$50.

*STORAGE items 159-160-190 with 2 USB/Electric outlets. *Must be used between 2 seats.

| Description | L x D x H | Leather | | | | | | Fabric | | |
|------------------------------------|----------------|------------|-------------------------------|--|---|----------------------------------|--------------|--------|----------|------|
| | | 10 Pony | 20 Hugo Madras Softy | 30 Empire Fantasy Illusion Tucson Utah Vintage Yukon | 40 Diamond Elegance Princess Santiago Sensation Sunset Trina Victoria | 50 Bull Cassiope Dublin | 60 Caress | A | B COM | C |
| 048 SECTIONAL LOVESEAT BUMPER LEFT | 89x40/44x33/40 | 2235 | 2370 | 2510 | 2645 | 2785 | 2920 | 1610 | 1695 | 1775 |
| 050 WEDGE | 49x49x33 | 1240 | 1320 | 1405 | 1485 | 1565 | 1645 | 895 | 940 | 985 |
| 051 ARMLESS CHAIR | 24x40x33/40 | 815 | 855 | 900 | 940 | 980 | 1020 | 625 | 670 | 710 |
| 052 SOFA LEFT ARM | 81x40x33/40 | 2160 | 2265 | 2365 | 2470 | 2570 | 2670 | 1695 | 1770 | 1845 |
| 053 SOFA RIGHT ARM | 81x40x33/40 | 2160 | 2265 | 2365 | 2470 | 2570 | 2670 | 1695 | 1770 | 1845 |
| 055 SQUARE CORNER | 44x44x33/40 | 1435 | 1520 | 1605 | 1695 | 1780 | 1865 | 1115 | 1160 | 1200 |
| 056 CHAIR RIGHT ARM | 34x40x33/40 | 1135 | 1190 | 1240 | 1290 | 1340 | 1390 | 885 | 930 | 970 |
| 057 CHAIR LEFT ARM | 34x40x33/40 | 1135 | 1190 | 1240 | 1290 | 1340 | 1390 | 885 | 930 | 970 |
| 061 LOVESEAT RIGHT ARM | 57x40x33/40 | 1745 | 1825 | 1905 | 1990 | 2070 | 2150 | 1365 | 1425 | 1480 |
| 071 ARMLESS RECLINING CHAIR | 24x40x33/40 | 1085 | 1130 | 1180 | 1225 | 1270 | 1315 | 910 | 955 | 1000 |
| 086 ARMLESS LOVESEAT BUMPER LEFT | 68x40x33/40 | 1695 | 1770 | 1845 | 1925 | 2000 | 2075 | 1315 | 1370 | 1430 |
| 088 ARMLESS CHAIR BUMPER LEFT | 45x40x33/40 | 1080 | 1155 | 1225 | 1295 | 1365 | 1440 | 830 | 865 | 905 |
| 089 ARMLESS CHAIR BUMPER RIGHT | 45x40x33/40 | 1080 | 1155 | 1225 | 1295 | 1365 | 1440 | 830 | 865 | 905 |
| 095 APARTMENT SOFA | 81x40x33/40 | 2210 | 2330 | 2455 | 2575 | 2700 | 2820 | 1735 | 1810 | 1885 |
| 096 APARTMENT SOFA LEFT ARM | 71x40x33/40 | 1930 | 2025 | 2120 | 2220 | 2315 | 2410 | 1490 | 1565 | 1640 |
| 097 APARTMENT SOFA RIGHT ARM | 71x40x33/40 | 1930 | 2025 | 2120 | 2220 | 2315 | 2410 | 1490 | 1565 | 1640 |
| 124 STORAGE OTTOMAN | 30x22x17 | 560 | 580 | 600 | 620 | 645 | 665 | 480 | 500 | 520 |

MELBOURNE

FEATURES:

*Wall hugger power recliners with full footrest (manual n/a). Manual adjustable headrest on all items (2 on square corner & stationary on wedge). Seat cushions with shaped foam + 1" layer of memory foam on top; arm with memory foam. Stitching: Small thread in fabric & large flat thread in leather. Lounge chair reclining back items with "Push Back" mechanism; wall clearance 10".

*Excludes 043 & 163 chairs: Wall clearance 16"

Note: 2 recliner seats separated by a corner can not be opened at the same time. No recliner seats beside #155 Small Square Corner.

OPTIONS

Battery Pack: Add \$125/ea.

Motorized headrest: Add \$125 ea. (Motorized headrest N/A on stationary & lounge chair items).

Choice of with or without "Wood Insert" in arm. If with wood insert, specify colour.

Choice of Large or Small 6" Arm: Leg on LARGE arm: LG103 wood or LG189 metal (Black or Chrome). SMALL Arm: LG08 wood or LG196 metal (Black or Chrome). Specify colour.

Seat Depth: 20" or *22". *22" seat depth N/A on chairs 043 & 163.

043 & 163 Chairs: with wood base, add \$165 (specify colour).

ACCESSORIES (Available only on *items 159-160-190)

Metal Cup Holder: \$25 ea. (1 on 160-190 & 2 side by side on 159). Specify colour: Stainless, Black or Antique Gold.

Accessories: Grommet \$35 ea. | Swivel tray & Wine Glass holder \$20 ea., Tablet holder \$40 & LED Lamp \$50.

*STORAGE items 159-160-190 with 2 USB/Electric outlets. *Must be used between 2 seats.

| Description | L x D x H | Leather | | | | | | Fabric | | |
|--|-------------|------------|-------------------------------|--|---|----------------------------------|--------------|--------|----------|------|
| | | 10 Pony | 20 Hugo Madras Softy | 30 Empire Fantasy Illusion Tucson Utah Vintage Yukon | 40 Diamond Elegance Princess Santiago Sensation Sunset Trina Victoria | 50 Bull Cassiope Dublin | 60 Caress | A | B COM | C |
| 155 SMALL SQUARE CORNER | 40x40x33/40 | 1435 | 1520 | 1605 | 1695 | 1780 | 1865 | 1115 | 1160 | 1200 |
| 159 WEDGE STORAGE | 10/25x35x22 | 560 | 585 | 610 | 640 | 665 | 690 | 430 | 440 | 450 |
| 160 STRAIGHT STORAGE | 10x35x22 | 540 | 565 | 590 | 615 | 645 | 670 | 410 | 420 | 430 |
| 163 DBL SWIVEL ROCKING RECLINER CHAIR | 33x34x42 | 1705 | 1800 | 1895 | 1995 | 2090 | 2190 | 1370 | 1410 | 1445 |
| 165 DOUBLE RECLINING CHAIR | 51x40x33/40 | 1765 | 1850 | 1940 | 2025 | 2110 | 2200 | 1460 | 1515 | 1570 |
| 167 APARTMENT SOFA NO ARM BUMPER LEFT | 82x40x33/40 | 1875 | 1980 | 2080 | 2185 | 2285 | 2385 | 1445 | 1520 | 1595 |
| 168 APARTMENT SOFA NO ARM BUMPER RIGHT | 82x40x33/40 | 1875 | 1980 | 2080 | 2185 | 2285 | 2385 | 1445 | 1520 | 1595 |
| 169 DOUBLE RECLINING CHAIR LEFT ARM | 41x40x33/40 | 1480 | 1545 | 1610 | 1680 | 1745 | 1810 | 1215 | 1280 | 1345 |
| 170 DOUBLE RECLINING CHAIR RIGHT ARM | 41x40x33/40 | 1480 | 1545 | 1610 | 1680 | 1745 | 1810 | 1215 | 1280 | 1345 |
| 171 ARMLESS DOUBLE RECLINING CHAIR | 31x40x33/40 | 1165 | 1210 | 1255 | 1300 | 1345 | 1390 | 955 | 1005 | 1055 |
| 173 DOUBLE LOUNGE CHAIR LEFT ARM | 41x62x33/40 | 1435 | 1515 | 1595 | 1680 | 1760 | 1840 | 1130 | 1200 | 1265 |
| 174 DOUBLE LOUNGE CHAIR RIGHT ARM | 41x62x33/40 | 1435 | 1515 | 1595 | 1680 | 1760 | 1840 | 1130 | 1200 | 1265 |
| 175 DOUBLE CHAIR LEFT ARM | 41x40x33/40 | 1200 | 1270 | 1340 | 1415 | 1485 | 1555 | 945 | 1000 | 1055 |
| 176 DOUBLE CHAIR RIGHT ARM | 41x40x33/40 | 1200 | 1270 | 1340 | 1415 | 1485 | 1555 | 945 | 1000 | 1055 |
| 177 ARMLESS DOUBLE CHAIR | 31x40x33/40 | 895 | 945 | 995 | 1045 | 1095 | 1150 | 680 | 725 | 770 |
| 178 ARMLESS DOUBLE CHAIR BUMPER LEFT | 52x40x33/40 | 1160 | 1230 | 1300 | 1370 | 1445 | 1515 | 910 | 955 | 1000 |
| 179 ARMLESS DOUBLE CHAIR BUMPER RIGHT | 52x40x33/40 | 1160 | 1230 | 1300 | 1370 | 1445 | 1515 | 910 | 955 | 1000 |

MELBOURNE

FEATURES:

*Wall hugger power recliners with full footrest (manual n/a). Manual adjustable headrest on all items (2 on square corner & stationary on wedge). Seat cushions with shaped foam + 1" layer of memory foam on top; arm with memory foam. Stitching: Small thread in fabric & large flat thread in leather. Lounge chair reclining back items with "Push Back" mechanism; wall clearance 10".

*Excludes 043 & 163 chairs: Wall clearance 16"

Note: 2 recliner seats separated by a corner can not be opened at the same time. No recliner seats beside #155 Small Square Corner.

OPTIONS

Battery Pack: Add \$125/ea.

Motorized headrest: Add \$125 ea. (Motorized headrest N/A on stationary & lounge chair items).

Choice of with or without "Wood Insert" in arm. If with wood insert, specify colour.

Choice of Large or Small 6" Arm: Leg on LARGE arm: LG103 wood or LG189 metal (Black or Chrome). SMALL Arm: LG08 wood or LG196 metal (Black or Chrome). Specify colour.

Seat Depth: 20" or *22". *22" seat depth N/A on chairs 043 & 163.

043 & 163 Chairs: with wood base, add \$165 (specify colour).

ACCESSORIES (Available only on *items 159-160-190)

Metal Cup Holder: \$25 ea. (1 on 160-190 & 2 side by side on 159). Specify colour: Stainless, Black or Antique Gold.

Accessories: Grommet \$35 ea. | Swivel tray & Wine Glass holder \$20 ea., Tablet holder \$40 & LED Lamp \$50.

*STORAGE items 159-160-190 with 2 USB/Electric outlets. *Must be used between 2 seats.

| Description | L x D x H | Leather | | | | | | Fabric | | |
|--|----------------|---------|----------------------|--|---|-------------------------|-----------|--------|-------|------|
| | | 10 Pony | 20 Hugo Madras Softy | 30 Empire Fantasy Illusion Tucson Utah Vintage Yukon | 40 Diamond Elegance Princess Santiago Sensation Sunset Trina Victoria | 50 Bull Cassiope Dublin | 60 Caress | A | B COM | C |
| 186 ARMLESS LOVESEAT BUMPER STORAGE-L | 68x40x33/40 | 1815 | 1890 | 1970 | 2045 | 2120 | 2200 | 1435 | 1495 | 1555 |
| 187 ARMLESS LOVESEAT BUMPER STORAGE-R | 68x40x33/40 | 1815 | 1890 | 1970 | 2045 | 2120 | 2200 | 1435 | 1495 | 1555 |
| 188 ARMLESS CHAIR BUMPER STORAGE-L | 45x40x33/40 | 1205 | 1275 | 1345 | 1420 | 1490 | 1560 | 955 | 985 | 1015 |
| 189 ARMLESS CHAIR BUMPER STORAGE-R | 45x40x33/40 | 1205 | 1275 | 1345 | 1420 | 1490 | 1560 | 955 | 985 | 1015 |
| 190 SMALL WEDGE STORAGE | 10/20x35x22 | 540 | 565 | 590 | 615 | 645 | 670 | 410 | 420 | 430 |
| 221 ARMLESS DBL CHAIR BUMPER STORAGE-L | 52x40x33/40 | 1280 | 1350 | 1425 | 1495 | 1565 | 1635 | 1025 | 1075 | 1125 |
| 222 ARMLESS DBL CHAIR BUMPER STORAGE-R | 52x40x33/40 | 1280 | 1350 | 1425 | 1495 | 1565 | 1635 | 1025 | 1075 | 1125 |
| 223 APT SOFA NO ARM BUMPER STORAGE-L | 82x40x33/40 | 1995 | 2100 | 2210 | 2315 | 2425 | 2530 | 1565 | 1640 | 1720 |
| 224 APT SOFA NO ARM BUMPER STORAGE-R | 82x40x33/40 | 1995 | 2100 | 2210 | 2315 | 2425 | 2530 | 1565 | 1640 | 1720 |
| 230 DBLE LOUNGE CHAIR RECLINING BACK L-ARM | 41x62x33/40 | 1575 | 1650 | 1730 | 1805 | 1880 | 1960 | 1235 | 1305 | 1375 |
| 231 DBLE LOUNGE CHAIR RECLINING BACK R-ARM | 41x62x33/40 | 1575 | 1650 | 1730 | 1805 | 1880 | 1960 | 1235 | 1305 | 1375 |
| 232 LOUNGE CHAIR RECLINING BACK LEFT ARM | 34x62x33/40 | 1460 | 1530 | 1600 | 1675 | 1745 | 1815 | 1160 | 1205 | 1250 |
| 233 LOUNGE CHAIR RECLINING BACK RIGHT ARM | 34x62x33/40 | 1460 | 1530 | 1600 | 1675 | 1745 | 1815 | 1160 | 1205 | 1250 |
| 234 SECTIONAL APT SOFA BUMPER LEFT | 96x40/44x33/40 | 2310 | 2440 | 2565 | 2695 | 2820 | 2950 | 1685 | 1765 | 1845 |
| 235 SECTIONAL APT SOFA BUMPER RIGHT | 96x40/44x33/40 | 2310 | 2440 | 2565 | 2695 | 2820 | 2950 | 1685 | 1765 | 1845 |
| CONFIGURATIONS | | | | | | | | | | |
| A CONFIG (169-170) | 82X40X40 | 2960 | 3090 | 3220 | 3360 | 3490 | 3620 | 2430 | 2560 | 2690 |

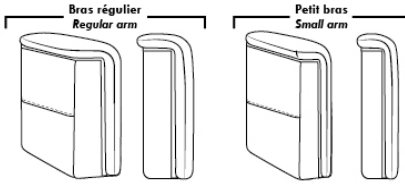
CDN Price List

MELBOURNE

| Description | L x D x H | Leather | | | | | | Fabric | | |
|----------------------------|------------|------------|-------------------------------|--|---|----------------------------------|--------------|--------|----------|------|
| | | 10 Pony | 20 Hugo Madras Softy | 30 Empire Fantasy Illusion Tucson Utah Vintage Yukon | 40 Diamond Elegance Princess Santiago Sensation Sunset Trina Victoria | 50 Bull Cassiope Dublin | 60 Caress | A | B COM | C |
| B CONFIG (169-171-174) | 113X62X40 | 4080 | 4270 | 4460 | 4660 | 4850 | 5040 | 3300 | 3485 | 3665 |
| C CONFIG (096-055-171-170) | 115X115X40 | 6010 | 6300 | 6590 | 6895 | 7185 | 7475 | 4775 | 5010 | 5240 |
| D CONFIG (169-171-235) | 115X96X40 | 4955 | 5195 | 5430 | 5675 | 5910 | 6150 | 3855 | 4050 | 4245 |
| J CONFIG (041-042) | 68X40X40 | 2810 | 2920 | 3030 | 3140 | 3250 | 3370 | 2330 | 2400 | 2470 |
| K CONFIG (041-071-005) | 92X62X40 | 3815 | 3970 | 4135 | 4290 | 4445 | 4605 | 3120 | 3245 | 3370 |
| L CONFIG (012-055-071-042) | 102X102X40 | 5670 | 5935 | 6205 | 6480 | 6745 | 7015 | 4555 | 4740 | 4915 |
| M CONFIG (041-071-024) | 102X89X40 | 4725 | 4960 | 5205 | 5440 | 5680 | 5920 | 3685 | 3850 | 4010 |

MELBOURNE

OPTIMA



Spécifications | Specifications

- Appui-tête levé / Headrest up
- Appui-tête baissé / Headrest down
- Complètement incliné / Fully reclined

(A) Hauteur complète 40" / Total Height
(B) Hauteur appui-tête baissé 33" / Height headrest down
(C) Hauteur du bras 24,5" / Arm Height
(D) Hauteur du siège 19,5" / Seat height
(E) Profondeur inclinée 65" / Depth fully reclined
(F) Profondeur d'assise 20" ou/ou 22" / Seat depth
(G) Profondeur appui-tête monté 36" / Depth with headrest up

Siège 30" de large | 30" Seat Width

| | | | |
|---|---|-----------------|-----------------|
| 81" x 40" (095) | 71" x 40" (096) | 71" x 40" (097) | 61" x 40" (021) |
| 96" x 40" (234) | 82" x 40" (167) | 82" x 40" (168) | |
| 96" x 44" (235) | Allongé à rangement / Bumper with storage (82" x 40") | | |
| 51" x 40" (017) | 41" x 40" (175) | 41" x 40" (176) | 31" x 40" (177) |
| Inclinable / Motion | | | |
| 51" x 40" (165) | 41" x 40" (169) | 41" x 40" (170) | 31" x 40" (171) |
| Dos inclinable / Push back | | | |
| 41" x 62" (230) | 41" x 62" (231) | | |
| Allongé à rangement / Bumper with storage (52" x 40") | | | |
| 52" x 40" (178) | 52" x 40" (179) | 52" x 40" (221) | 52" x 40" (222) |

Siège 23" de large | 23" Seat Width

| | | | |
|---|-----------------|-----------------|-----------------|
| 67" x 40" (002) | 57" x 40" (012) | 57" x 40" (061) | 47" x 40" (009) |
| 68" x 40" (086) | 68" x 40" (045) | 89" x 44" (048) | 89" x 44" (024) |
| Allongé à rangement / Bumper with storage (68" x 40") | | | |
| 44" x 40" (001) | 34" x 40" (057) | 34" x 40" (056) | 24" x 40" (051) |
| Inclinable / Motion | | | |
| 44" x 40" (044) | 34" x 40" (041) | 34" x 40" (042) | 24" x 40" (071) |
| Dos inclinable / Push back | | | |
| 34" x 62" (232) | 34" x 62" (233) | | |
| Allongé à rangement / Bumper with storage (45" x 40") | | | |
| 45" x 40" (188) | 45" x 40" (189) | | |
| 91" x 40" (003) | 81" x 40" (052) | 81" x 40" (053) | 71" x 40" (040) |

Autres | Others

Fauteuil berçant, pivotant et inclinable
Swivel, rocking motion chair

N'est pas un mécanisme protège-mur / Not a wall hugger mechanism
Dégagement mural: 16" / Wall clearance: 16"

Simple / Single: 30" x 34" x 19" H=42" (043)

Double: 33" x 34" x 22" H=42" (163)

| | | | | | | |
|--|---|--|---|--|---|--|
| Centre rond / Wedge: 49" x 49" x 33" H (050) | Coin carré / Square corner: 44" x 44" x 40" H (055) | Petit coin carré / Small corner: 40" x 40" x 40" H (155) | Pouf à rangement / Storage ottoman: 30" x 22" x 17" H (124) | Rangement à angle / Wedge storage: 25" x 35" x 10" H=22" (159) | Rangement droit / Straight storage: 10" x 35" x 22" H (160) | Petit rangement à angle / Small Wedge storage: 20" x 35" x 10" H=22" (190) |
|--|---|--|---|--|---|--|

30" Populaires | Popular CONFIGURATIONS 23"

| | | | | |
|------------------|------------------|------------------|------------------|------------------|
| 82" x 40" (169) | 113" x 40" (170) | 113" x 62" (169) | 113" x 62" (171) | 113" x 62" (174) |
| A | | | | |
| 115" x 40" (169) | 115" x 40" (171) | 115" x 96" (235) | | |
| D | | | | |
| 115" x 62" (096) | 115" x 62" (055) | 115" x 62" (171) | 115" x 62" (170) | |
| C | | | | |
| 68" x 40" (041) | 68" x 40" (042) | 92" x 62" (041) | 92" x 62" (071) | 92" x 62" (005) |
| J | | | | |
| 102" x 62" (012) | 102" x 62" (055) | 102" x 62" (071) | 102" x 62" (042) | |
| L | | | | |
| 102" x 89" (041) | 102" x 89" (071) | 102" x 89" (024) | | |
| M | | | | |

Nos produits sont fabriqués à la main et des variations mineures peuvent survenir. / Our product is hand-made and minor variations can occur.



MONACO

Features: Adjustable headrest (2 with square corner). Stitching: Small thread in fabric & large flat thread in leather. Memory foam in arms & seat cushions. Lounge Chair Reclining Back items with "Push Back" mechanism.

SECT'L or HT Configurations: To have 1 ARM between 2 seats, you MUST USE arm items 138 or 147. These items MAY NOT be used to START or END a row.

OPTIONS - Provide SKETCH of your config:

Leg: LG189 metal (Black or Chrome) or LG187 wood (specify colour).

Table (154): Specify colour of wood table top.

043 & 163 Chairs: with wood base, add \$165 (specify color).

Accessories: Anchorage \$35 ea | Swivel tray & Wine Glass holder \$20 ea / Tablet holder \$40 & LED Lamp \$50.

Cupholder: On MANUAL items: Black cupholder \$25/ea. On MOTORIZED items only: LED Cupholder with control & LED lighting at base of chair, add \$50/ea. If NO cupholder with control, tactile boutons will be installed.

PREMIUM Option (avail. only with MOTORIZED option): Full footrest + upholstered seat cushions with shaped foam & 1" memory foam on entire set (on stationary & recliner seats); ADD \$30/seat. Bumper section counts as 1 seat & lounge chairs as 2 seats.

Motorized reclining mechanism add \$125/mech. For WIRELESS (Battery) mechanism add \$250.

NB: 2 recliner seats SEPARATED by a CORNER or TABLE (154) cannot be opened at the same time.

| Description | L x D x H | Leather | | | | | | Fabric | | |
|-------------------------------------|----------------|------------|-------------------------------|---|---|----------------------------------|--------------|--------|----------|------|
| | | 10 Pony | 20 Hugo Madras Softy | 30 Empire Fantasy Illusion Tucson Utah Vintage Yukon | 40 Diamond Elegance Princess Santiago Sensation Sunset Trina Victoria | 50 Bull Cassiope Dublin | 60 Caress | A | B COM | C |
| 001 CHAIR | 42x40x30/39 | 1270 | 1345 | 1435 | 1515 | 1595 | 1670 | 945 | 975 | 1010 |
| 002 LOVESEAT | 65x40x30/39 | 1880 | 1980 | 2090 | 2185 | 2285 | 2380 | 1385 | 1445 | 1510 |
| 003 SOFA | 89x40x30/39 | 2300 | 2425 | 2555 | 2680 | 2805 | 2925 | 1710 | 1775 | 1855 |
| 005 LOUNGE CHAIR RIGHT ARM | 33x62x30/39 | 1205 | 1265 | 1330 | 1385 | 1445 | 1510 | 885 | 950 | 990 |
| 009 ARMLESS LOVESEAT | 47x40x30/39 | 1405 | 1460 | 1530 | 1580 | 1635 | 1710 | 1045 | 1105 | 1165 |
| 011 LOUNGE CHAIR LEFT ARM | 33x62x30/39 | 1205 | 1265 | 1330 | 1385 | 1445 | 1510 | 885 | 950 | 990 |
| 012 LOVESEAT LEFT ARM | 56x40x30/39 | 1635 | 1730 | 1815 | 1885 | 1970 | 2045 | 1210 | 1270 | 1330 |
| 017 DOUBLE CHAIR | 49x40x30/39 | 1345 | 1435 | 1530 | 1610 | 1700 | 1775 | 985 | 1030 | 1095 |
| 021 APARTMENT SOFA NO ARM | 61x40x30/39 | 1575 | 1650 | 1745 | 1825 | 1895 | 1980 | 1185 | 1245 | 1325 |
| 024 SECTIONAL LOVESEAT BUMPER RIGHT | 89x40/44x30/39 | 2210 | 2340 | 2485 | 2610 | 2745 | 2875 | 1540 | 1615 | 1700 |
| 040 ARMLESS SOFA | 71x40x30/39 | 1825 | 1900 | 1995 | 2090 | 2175 | 2255 | 1350 | 1435 | 1515 |
| 041 RECLINING CHAIR LEFT ARM | 33x40x30/39 | 1170 | 1230 | 1295 | 1350 | 1415 | 1470 | 895 | 945 | 975 |
| 042 RECLINING CHAIR RIGHT ARM | 33x40x30/39 | 1170 | 1230 | 1295 | 1350 | 1415 | 1470 | 895 | 945 | 975 |
| 043 SWIVEL ROCKING RECLINING CHAIR | 30x34x42 | 1475 | 1555 | 1645 | 1740 | 1820 | 1900 | 1180 | 1215 | 1250 |
| 044 RECLINER CHAIR | 42x40x30/39 | 1410 | 1490 | 1570 | 1640 | 1735 | 1815 | 1070 | 1110 | 1155 |
| 045 ARMLESS LOVESEAT BUMPER RIGHT | 68x40x30/39 | 1640 | 1740 | 1830 | 1905 | 1995 | 2090 | 1225 | 1285 | 1340 |
| 048 SECTIONAL LOVESEAT BUMPER LEFT | 89x40/44x30/39 | 2210 | 2340 | 2485 | 2610 | 2745 | 2875 | 1540 | 1615 | 1700 |
| 051 ARMLESS CHAIR | 24x40x30/39 | 795 | 835 | 875 | 920 | 965 | 1000 | 585 | 630 | 670 |



MONACO

Features: Adjustable headrest (2 with square corner). Stitching: Small thread in fabric & large flat thread in leather. Memory foam in arms & seat cushions. Lounge Chair Reclining Back items with "Push Back" mechanism.

SECT'L or HT Configurations: To have 1 ARM between 2 seats, you MUST USE arm items 138 or 147. These items MAY NOT be used to START or END a row.

OPTIONS - Provide SKETCH of your config:

Leg: LG189 metal (Black or Chrome) or LG187 wood (specify colour).

Table (154): Specify colour of wood table top.

043 & 163 Chairs: with wood base, add \$165 (specify color).

Accessories: Anchorage \$35 ea | Swivel tray & Wine Glass holder \$20 ea / Tablet holder \$40 & LED Lamp \$50.

Cupholder: On MANUAL items: Black cupholder \$25/ea. On MOTORIZED items only: LED Cupholder with control & LED lighting at base of chair, add \$50/ea. If NO cupholder with control, tactile boutons will be installed.

PREMIUM Option (avail. only with MOTORIZED option): Full footrest + upholstered seat cushions with shaped foam & 1" memory foam on entire set (on stationary & recliner seats); ADD \$30/seat. Bumper section counts as 1 seat & lounge chairs as 2 seats.

Motorized reclining mechanism add \$125/mech. For WIRELESS (Battery) mechanism add \$250.

NB: 2 recliner seats SEPARATED by a CORNER or TABLE (154) cannot be opened at the same time.

| Description | L x D x H | Leather | | | | | | Fabric | | |
|---------------------------------------|--------------|------------|-------------------------------|---|---|----------------------------------|--------------|--------|----------|------|
| | | 10 Pony | 20 Hugo Madras Softy | 30 Empire Fantasy Illusion Tucson Utah Vintage Yukon | 40 Diamond Elegance Princess Santiago Sensation Sunset Trina Victoria | 50 Bull Cassiope Dublin | 60 Caress | A | B COM | C |
| 052 SOFA LEFT ARM | 80x40x30/39 | 2060 | 2160 | 2280 | 2380 | 2490 | 2595 | 1535 | 1610 | 1695 |
| 053 SOFA RIGHT ARM | 80x 40x30/39 | 2060 | 2160 | 2280 | 2380 | 2490 | 2595 | 1535 | 1610 | 1695 |
| 055 SQUARE CORNER | 44x44x30/39 | 1460 | 1540 | 1620 | 1710 | 1775 | 1855 | 1100 | 1140 | 1195 |
| 056 CHAIR RIGHT ARM | 33x40x30/39 | 1025 | 1095 | 1160 | 1215 | 1275 | 1335 | 755 | 795 | 835 |
| 057 CHAIR LEFT ARM | 33x40x30/39 | 1025 | 1095 | 1160 | 1215 | 1275 | 1335 | 755 | 795 | 835 |
| 061 LOVESEAT RIGHT ARM | 56x40x30/39 | 1635 | 1730 | 1815 | 1885 | 1970 | 2045 | 1210 | 1270 | 1330 |
| 071 ARMLESS RECLINING CHAIR | 24x40x/30/39 | 925 | 970 | 1010 | 1055 | 1095 | 1130 | 725 | 775 | 830 |
| 086 ARMLESS LOVESEAT BUMPER LEFT | 68x40x30/39 | 1640 | 1740 | 1830 | 1905 | 1995 | 2090 | 1225 | 1285 | 1340 |
| 088 ARMLESS CHAIR BUMPER LEFT | 45x40x/30/39 | 1030 | 1105 | 1185 | 1240 | 1315 | 1375 | 780 | 825 | 855 |
| 089 ARMLESS CHAIR BUMPER RIGHT | 45x40x30/39 | 1030 | 1105 | 1185 | 1240 | 1315 | 1375 | 780 | 825 | 855 |
| 095 APARTMENT SOFA | 79x40x30/39 | 2060 | 2180 | 2305 | 2425 | 2535 | 2645 | 1530 | 1600 | 1670 |
| 096 APARTMENT SOFA LEFT ARM | 70x40x30/39 | 1825 | 1930 | 2020 | 2120 | 2220 | 2325 | 1345 | 1420 | 1495 |
| 097 APARTMENT SOFA RIGHT ARM | 70x40x30/39 | 1825 | 1930 | 2020 | 2120 | 2220 | 2325 | 1345 | 1420 | 1495 |
| 124 STORAGE OTTOMAN | 30x22x17 | 530 | 550 | 580 | 610 | 640 | 665 | 445 | 455 | 470 |
| 138 STRAIGHT ARM | 7x40x23 | 240 | 260 | 295 | 320 | 350 | 375 | 170 | 190 | 215 |
| 147 WEDGE ARM | 7/16.5X40X23 | 285 | 315 | 350 | 375 | 405 | 425 | 225 | 240 | 255 |
| 154 UPHOLSTERED ANGULAR TABLE | 7/34x33.5x19 | 450 | 475 | 520 | 540 | 565 | 585 | 385 | 400 | 410 |
| 163 DBL SWIVEL ROCKING RECLINER CHAIR | 33 x 34 x 42 | 1510 | 1605 | 1695 | 1770 | 1865 | 1955 | 1185 | 1220 | 1255 |



MONACO

Features: Adjustable headrest (2 with square corner). Stitching: Small thread in fabric & large flat thread in leather. Memory foam in arms & seat cushions. Lounge Chair Reclining Back items with "Push Back" mechanism.

SECT'L or HT Configurations: To have 1 ARM between 2 seats, you MUST USE arm items 138 or 147. These items MAY NOT be used to START or END a row.

OPTIONS - Provide SKETCH of your config:

Leg: LG189 metal (Black or Chrome) or LG187 wood (specify colour).

Table (154): Specify colour of wood table top.

043 & 163 Chairs: with wood base, add \$165 (specify color).

Accessories: Anchorage \$35 ea | Swivel tray & Wine Glass holder \$20 ea / Tablet holder \$40 & LED Lamp \$50.

Cupholder: On MANUAL items: Black cupholder \$25/ea. On MOTORIZED items only: LED Cupholder with control & LED lighting at base of chair, add \$50/ea. If NO cupholder with control, tactile boutons will be installed.

PREMIUM Option (avail. only with MOTORIZED option): Full footrest + upholstered seat cushions with shaped foam & 1" memory foam on entire set (on stationary & recliner seats); ADD \$30/seat. Bumper section counts as 1 seat & lounge chairs as 2 seats.

Motorized reclining mechanism add \$125/mech. For WIRELESS (Battery) mechanism add \$250.

NB: 2 recliner seats SEPARATED by a CORNER or TABLE (154) cannot be opened at the same time.

| Description | L x D x H | Leather | | | | | | Fabric | | |
|--|----------------|------------|-------------------------------|---|---|----------------------------------|--------------|--------|----------|------|
| | | 10 Pony | 20 Hugo Madras Softy | 30 Empire Fantasy Illusion Tucson Utah Vintage Yukon | 40 Diamond Elegance Princess Santiago Sensation Sunset Trina Victoria | 50 Bull Cassiope Dublin | 60 Caress | A | B COM | C |
| 165 DOUBLE RECLINING CHAIR | 49x40x30/39 | 1485 | 1565 | 1650 | 1745 | 1830 | 1905 | 1120 | 1185 | 1230 |
| 167 APARTMENT SOFA NO ARM BUMPER LEFT | 82x40x30/39 | 1830 | 1945 | 2045 | 2150 | 2255 | 2360 | 1355 | 1435 | 1510 |
| 168 APARTMENT SOFA NO ARM BUMPER RIGHT | 82x40x30/39 | 1830 | 1945 | 2045 | 2150 | 2255 | 2360 | 1355 | 1435 | 1510 |
| 169 DOUBLE RECLINING CHAIR LEFT ARM | 40x40x30/39 | 1240 | 1315 | 1380 | 1445 | 1515 | 1575 | 960 | 1005 | 1060 |
| 170 DOUBLE RECLINING CHAIR RIGHT ARM | 40x40x30/39 | 1240 | 1315 | 1380 | 1445 | 1515 | 1575 | 960 | 1005 | 1060 |
| 171 ARMLESS DOUBLE RECLINING CHAIR | 31x40x30/39 | 1005 | 1060 | 1115 | 1170 | 1225 | 1275 | 775 | 825 | 865 |
| 173 DOUBLE LOUNGE CHAIR LEFT ARM | 40x62x30/39 | 1320 | 1395 | 1485 | 1560 | 1630 | 1720 | 975 | 1030 | 1105 |
| 174 DOUBLE LOUNGE CHAIR RIGHT ARM | 40x62x30/39 | 1320 | 1395 | 1485 | 1560 | 1630 | 1720 | 975 | 1030 | 1105 |
| 175 DOUBLE CHAIR LEFT ARM | 40x40x30/39 | 1105 | 1170 | 1240 | 1315 | 1375 | 1440 | 825 | 870 | 925 |
| 176 DOUBLE CHAIR RIGHT ARM | 40x40x30/39 | 1105 | 1170 | 1240 | 1315 | 1375 | 1440 | 825 | 870 | 925 |
| 177 ARMLESS DOUBLE CHAIR | 31x40x30/39 | 865 | 920 | 980 | 1025 | 1090 | 1135 | 645 | 695 | 740 |
| 178 ARMLESS DOUBLE CHAIR BUMPER LEFT | 52x40x30/39 | 1115 | 1195 | 1270 | 1340 | 1415 | 1490 | 840 | 895 | 955 |
| 179 ARMLESS DOUBLE CHAIR BUMPER RIGHT | 52x40x30/39 | 1115 | 1195 | 1270 | 1340 | 1415 | 1490 | 840 | 895 | 955 |
| 230 DBLE LOUNGE CHAIR RECLINING BACK L-ARM | 40x62x30/39 | 1420 | 1500 | 1580 | 1665 | 1745 | 1825 | 1090 | 1155 | 1215 |
| 231 DBLE LOUNGE CHAIR RECLINING BACK R-ARM | 40x62x30/39 | 1420 | 1500 | 1580 | 1665 | 1745 | 1825 | 1090 | 1155 | 1215 |
| 232 LOUNGE CHAIR RECLINING BACK LEFT ARM | 33x62x30/39 | 1340 | 1405 | 1465 | 1530 | 1580 | 1635 | 990 | 1045 | 1100 |
| 233 LOUNGE CHAIR RECLINING BACK RIGHT ARM | 33x62x30/39 | 1340 | 1405 | 1465 | 1530 | 1580 | 1635 | 990 | 1045 | 1100 |
| 234 SECTIONAL APT SOFA BUMPER LEFT | 96x40/44x30/39 | 2285 | 2405 | 2555 | 2685 | 2815 | 2950 | 1605 | 1700 | 1780 |



MONACO

Features: Adjustable headrest (2 with square corner). Stitching: Small thread in fabric & large flat thread in leather. Memory foam in arms & seat cushions. Lounge Chair Reclining Back items with "Push Back" mechanism.

SECT'L or HT Configurations: To have 1 ARM between 2 seats, you MUST USE arm items 138 or 147. These items MAY NOT be used to START or END a row.

OPTIONS - Provide SKETCH of your config:

Leg: LG189 metal (Black or Chrome) or LG187 wood (specify colour).

Table (154): Specify colour of wood table top.

043 & 163 Chairs: with wood base, add \$165 (specify color).

Accessories: Anchorage \$35 ea | Swivel tray & Wine Glass holder \$20 ea / Tablet holder \$40 & LED Lamp \$50.

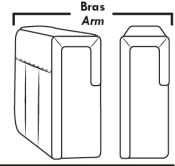
Cupholder: On MANUAL items: Black cupholder \$25/ea. On MOTORIZED items only: LED Cupholder with control & LED lighting at base of chair, add \$50/ea. If NO cupholder with control, tactile boutons will be installed.

PREMIUM Option (avail. only with MOTORIZED option): Full footrest + upholstered seat cushions with shaped foam & 1" memory foam on entire set (on stationary & recliner seats); ADD \$30/seat. Bumper section counts as 1 seat & lounge chairs as 2 seats.

Motorized reclining mechanism add \$125/mech. For WIRELESS (Battery) mechanism add \$250.

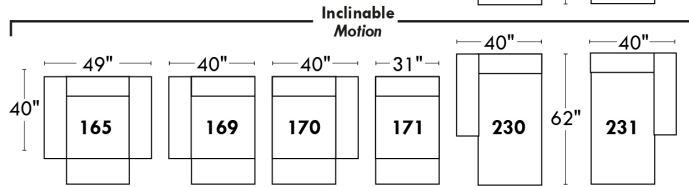
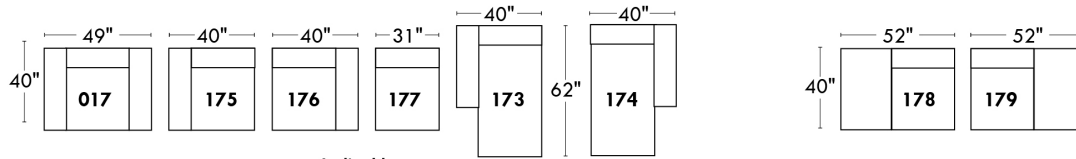
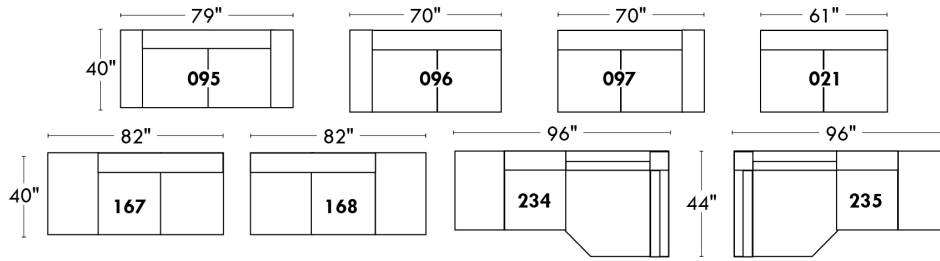
NB: 2 recliner seats SEPARATED by a CORNER or TABLE (154) cannot be opened at the same time.

| Description | L x D x H | Leather | | | | | | Fabric | | |
|-------------------------------------|----------------|------------|-------------------------------|--|---|----------------------------------|--------------|--------|----------|------|
| | | 10 Pony | 20 Hugo Madras Softy | 30 Empire Fantasy Illusion Tucson Utah Vintage Yukon | 40 Diamond Elegance Princess Santiago Sensation Sunset Trina Victoria | 50 Bull Cassiope Dublin | 60 Caress | A | B COM | C |
| 235 SECTIONAL APT SOFA BUMPER RIGHT | 96x40/44x30/39 | 2285 | 2405 | 2555 | 2685 | 2815 | 2950 | 1605 | 1700 | 1780 |

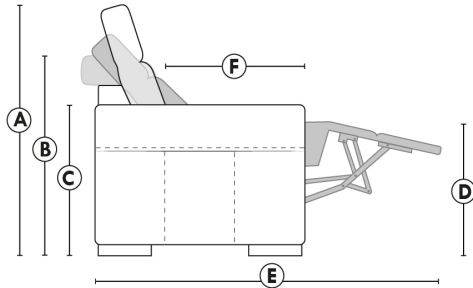


LINEA 30

Siège 30" de large | 30" Seat Width



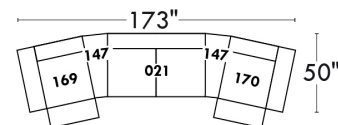
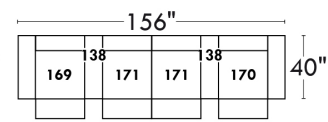
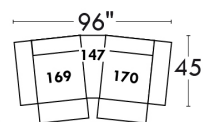
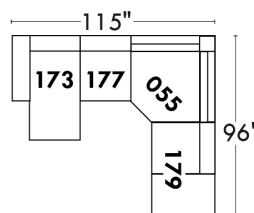
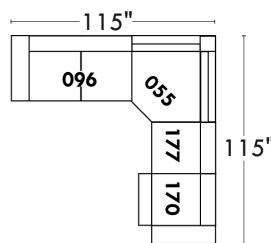
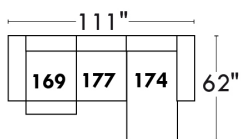
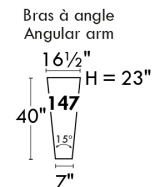
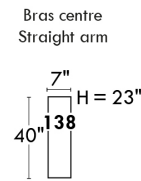
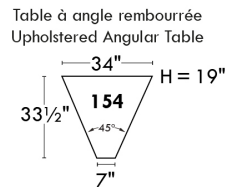
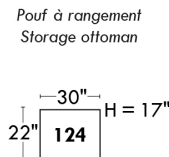
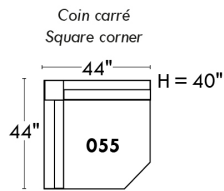
Spécifications | Specifications



- Appui-tête levé / Headrest up
- Appui-tête baissé / Headrest down
- Complètement incliné / Fully reclined

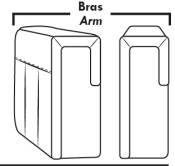
- (A) Hauteur complète 39" Total Height
- (B) Hauteur appui-tête baissé 30" Height headrest down
- (C) Hauteur du bras 24" Arm Height
- (D) Hauteur du siège 19,5" Seat height
- (E) Profondeur incliné 63" Depth fully reclined
- (F) Profondeur d'assise 20" Seat depth

Autres | Others



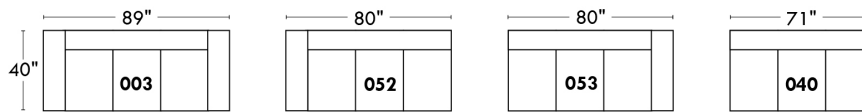
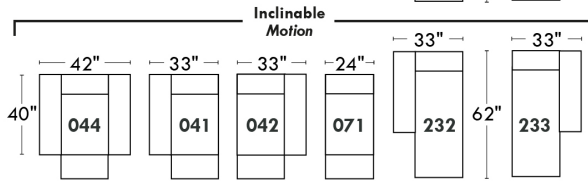
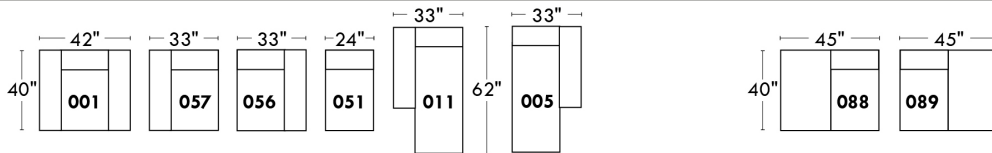
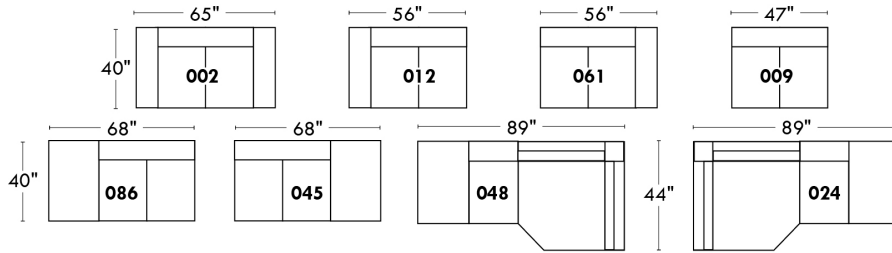
www.jaymar.ca

Toutes les dimensions indiquées sont au pouce près. Nos produits sont fabriqués à la main et des variations mineures peuvent survenir.
 All dimensions indicated are to the nearest inch. Our product is hand-made and minor variations can occur.

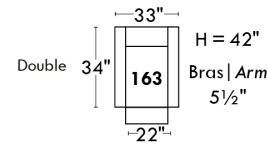
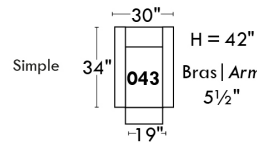


LINEA 30

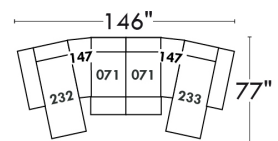
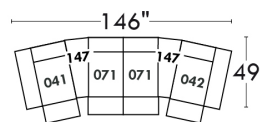
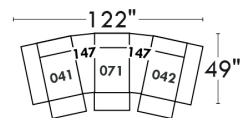
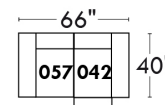
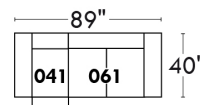
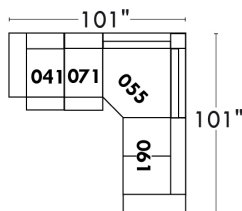
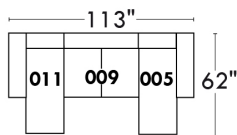
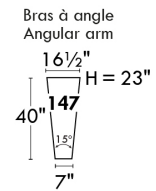
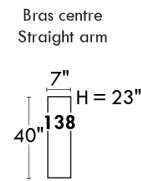
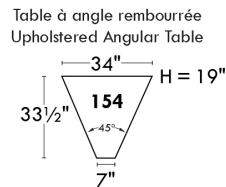
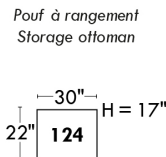
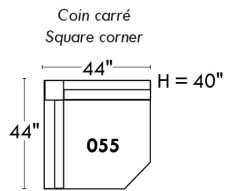
Siège 23" de large | 23" Seat Width



Fauteuil berçant, pivotant et inclinable
Swivel rocking motion chair



Autres | Others



www.jaymar.ca

Toutes les dimensions indiquées sont au pouce près. Nos produits sont fabriqués à la main et des variations mineures peuvent survenir.
 All dimensions indicated are to the nearest inch. Our product is hand-made and minor variations can occur.



MONTE-CARLO

Features: Adjustable headrest included with all items (2 with square corner). Stitching: French Stitch. In fabric: small thread & in Leather: Large flat thread. Memory foam in arms & seat cushions. Lounge Chair Reclining Back items with "Push Back" mechanism. Cupholder N/A with this style.

OPTIONS - Provide SKETCH of your config.:

Leg: LG64 metal or LG08 wood; specify colour of wood legs.

Table (154): Specify colour of wood table top.

043 & 163 Chairs: with wood base, add \$165 (specify colour).

PREMIUM Option (avail. only with MOTORIZED option): Full footrest + upholstered seat cushions with shaped foam & 1" layer of memory foam on entire set (on stationary & recliner seats); ADD \$30/seat. Bumper section counts as 1 seat & lounge chairs as 2 seats.

Motorized reclining mechanism add \$125/mech. For WIRELESS motorized reclining (Battery) mechanism add \$250.

NB: 2 recliner seats SEPARATED by a CORNER or TABLE (154) cannot be opened at the same time.

| Description | L x D x H | Leather | | | | | | Fabric | | |
|-------------------------------------|----------------|------------|-------------------------------|--|---|----------------------------------|--------------|--------|----------|------|
| | | 10 Pony | 20 Hugo Madras Softy | 30 Empire Fantasy Illusion Tucson Utah Vintage Yukon | 40 Diamond Elegance Princess Santiago Sensation Sunset Trina Victoria | 50 Bull Cassiope Dublin | 60 Caress | A | B COM | C |
| 001 CHAIR | 36x40x30/39 | 1215 | 1295 | 1380 | 1460 | 1540 | 1615 | 875 | 920 | 965 |
| 002 LOVESEAT | 59x40x30/39 | 1830 | 1935 | 2030 | 2125 | 2230 | 2330 | 1335 | 1395 | 1455 |
| 003 SOFA | 83x40x30/39 | 2240 | 2370 | 2500 | 2620 | 2750 | 2875 | 1635 | 1730 | 1805 |
| 005 LOUNGE CHAIR RIGHT ARM | 30x62x30/39 | 1185 | 1235 | 1305 | 1355 | 1420 | 1485 | 855 | 915 | 970 |
| 009 ARMLESS LOVESEAT | 47x40x30/39 | 1405 | 1460 | 1530 | 1580 | 1635 | 1710 | 1045 | 1105 | 1165 |
| 011 LOUNGE CHAIR LEFT ARM | 30x62x30/39 | 1185 | 1235 | 1305 | 1355 | 1420 | 1485 | 855 | 915 | 970 |
| 012 LOVESEAT LEFT ARM | 53x40x30/39 | 1610 | 1695 | 1770 | 1850 | 1945 | 2010 | 1190 | 1240 | 1305 |
| 017 DOUBLE CHAIR | 43x40x30/39 | 1295 | 1380 | 1470 | 1560 | 1635 | 1735 | 945 | 985 | 1030 |
| 021 APARTMENT SOFA NO ARM | 61x40x30/39 | 1575 | 1650 | 1745 | 1825 | 1895 | 1980 | 1185 | 1245 | 1325 |
| 024 SECTIONAL LOVESEAT BUMPER RIGHT | 89x40/44x30/39 | 2210 | 2340 | 2485 | 2610 | 2745 | 2875 | 1540 | 1615 | 1700 |
| 040 ARMLESS SOFA | 71x40x30/39 | 1825 | 1900 | 1995 | 2090 | 2175 | 2255 | 1350 | 1435 | 1515 |
| 041 RECLINING CHAIR LEFT ARM | 30x40x30/39 | 1140 | 1205 | 1270 | 1330 | 1385 | 1445 | 865 | 910 | 955 |
| 042 RECLINING CHAIR RIGHT ARM | 30x40x30/39 | 1140 | 1205 | 1270 | 1330 | 1385 | 1445 | 865 | 910 | 955 |
| 043 SWIVEL ROCKING RECLINING CHAIR | 30 x 34 x 42 | 1475 | 1555 | 1645 | 1740 | 1820 | 1900 | 1180 | 1215 | 1250 |
| 044 RECLINER CHAIR | 36x40x30/39 | 1350 | 1435 | 1520 | 1600 | 1685 | 1755 | 1015 | 1060 | 1100 |
| 045 ARMLESS LOVESEAT BUMPER RIGHT | 68x40x30/39 | 1640 | 1740 | 1830 | 1905 | 1995 | 2090 | 1225 | 1285 | 1340 |
| 048 SECTIONAL LOVESEAT BUMPER LEFT | 89x40/44x30/39 | 2210 | 2340 | 2485 | 2610 | 2745 | 2875 | 1540 | 1615 | 1700 |
| 051 ARMLESS CHAIR | 24x40x30/39 | 795 | 835 | 875 | 920 | 965 | 1000 | 585 | 630 | 670 |
| 052 SOFA LEFT ARM | 77x40x30/39 | 2030 | 2140 | 2250 | 2350 | 2460 | 2565 | 1510 | 1580 | 1665 |
| 053 SOFA RIGHT ARM | 77x40x30/39 | 2030 | 2140 | 2250 | 2350 | 2460 | 2565 | 1510 | 1580 | 1665 |



MONTE-CARLO

Features: Adjustable headrest included with all items (2 with square corner). Stitching: French Stitch. In fabric: small thread & in Leather: Large flat thread. Memory foam in arms & seat cushions. Lounge Chair Reclining Back items with "Push Back" mechanism. Cupholder N/A with this style.

OPTIONS - Provide SKETCH of your config.:

Leg: LG64 metal or LG08 wood; specify colour of wood legs.

Table (154): Specify colour of wood table top.

043 & 163 Chairs: with wood base, add \$165 (specify colour).

PREMIUM Option (avail. only with MOTORIZED option): Full footrest + upholstered seat cushions with shaped foam & 1" layer of memory foam on entire set (on stationary & recliner seats); ADD \$30/seat. Bumper section counts as 1 seat & lounge chairs as 2 seats.

Motorized reclining mechanism add \$125/mech. For WIRELESS motorized reclining (Battery) mechanism add \$250.

NB: 2 recliner seats SEPARATED by a CORNER or TABLE (154) cannot be opened at the same time.

| Description | L x D x H | Leather | | | | | | Fabric | | |
|--|--------------|------------|-------------------------------|--|---|----------------------------------|--------------|--------|----------|------|
| | | 10 Pony | 20 Hugo Madras Softy | 30 Empire Fantasy Illusion Tucson Utah Vintage Yukon | 40 Diamond Elegance Princess Santiago Sensation Sunset Trina Victoria | 50 Bull Cassiope Dublin | 60 Caress | A | B COM | C |
| 055 SQUARE CORNER | 44x44x30/39 | 1460 | 1540 | 1620 | 1710 | 1775 | 1855 | 1100 | 1140 | 1195 |
| 056 CHAIR RIGHT ARM | 30x40x30/39 | 1005 | 1065 | 1130 | 1195 | 1245 | 1315 | 735 | 770 | 810 |
| 057 CHAIR LEFT ARM | 30x40x30/39 | 1005 | 1065 | 1130 | 1195 | 1245 | 1315 | 735 | 770 | 810 |
| 061 LOVESEAT RIGHT ARM | 53x40x30/39 | 1610 | 1695 | 1770 | 1850 | 1945 | 2010 | 1190 | 1240 | 1305 |
| 071 ARMLESS RECLINING CHAIR | 24x40x30/39 | 925 | 970 | 1010 | 1055 | 1095 | 1130 | 725 | 775 | 830 |
| 086 ARMLESS LOVESEAT BUMPER LEFT | 68x40x30/39 | 1640 | 1740 | 1830 | 1905 | 1995 | 2090 | 1225 | 1285 | 1340 |
| 088 ARMLESS CHAIR BUMPER LEFT | 45x40x30/39 | 1030 | 1105 | 1185 | 1240 | 1315 | 1375 | 780 | 825 | 855 |
| 089 ARMLESS CHAIR BUMPER RIGHT | 45x40x30/39 | 1030 | 1105 | 1185 | 1240 | 1315 | 1375 | 780 | 825 | 855 |
| 095 APARTMENT SOFA | 73x40x30/39 | 2005 | 2120 | 2250 | 2370 | 2490 | 2605 | 1470 | 1545 | 1615 |
| 096 APARTMENT SOFA LEFT ARM | 67x40x30/39 | 1780 | 1885 | 1990 | 2095 | 2195 | 2290 | 1325 | 1395 | 1465 |
| 097 APARTMENT SOFA RIGHT ARM | 67x40x30/39 | 1780 | 1885 | 1990 | 2095 | 2195 | 2290 | 1325 | 1395 | 1465 |
| 124 STORAGE OTTOMAN | 30x22x17 | 530 | 550 | 580 | 610 | 640 | 665 | 445 | 455 | 470 |
| 154 UPHOLSTERED ANGULAR TABLE | 7/34x33.5x19 | 450 | 475 | 520 | 540 | 565 | 585 | 385 | 400 | 410 |
| 163 DBL SWIVEL ROCKING RECLINER CHAIR | 33 x 34 x 42 | 1510 | 1605 | 1695 | 1770 | 1865 | 1955 | 1185 | 1220 | 1255 |
| 165 DOUBLE RECLINING CHAIR | 43x40x30/39 | 1420 | 1510 | 1600 | 1690 | 1765 | 1850 | 1070 | 1120 | 1185 |
| 167 APARTMENT SOFA NO ARM BUMPER LEFT | 82x40x30/39 | 1830 | 1945 | 2045 | 2150 | 2255 | 2360 | 1355 | 1435 | 1510 |
| 168 APARTMENT SOFA NO ARM BUMPER RIGHT | 82x40x30/39 | 1830 | 1945 | 2045 | 2150 | 2255 | 2360 | 1355 | 1435 | 1510 |
| 169 DOUBLE RECLINING CHAIR LEFT ARM | 37x40x30/39 | 1215 | 1285 | 1350 | 1420 | 1490 | 1555 | 925 | 980 | 1025 |
| 170 DOUBLE RECLINING CHAIR RIGHT ARM | 37x40x30/39 | 1215 | 1285 | 1350 | 1420 | 1490 | 1555 | 925 | 980 | 1025 |
| 171 ARMLESS DOUBLE RECLINING CHAIR | 31x40x30/39 | 1005 | 1060 | 1115 | 1170 | 1225 | 1275 | 775 | 825 | 865 |
| 173 DOUBLE LOUNGE CHAIR LEFT ARM | 37x62x30/39 | 1290 | 1365 | 1455 | 1535 | 1610 | 1695 | 955 | 1010 | 1080 |



MONTE-CARLO

Features: Adjustable headrest included with all items (2 with square corner). Stitching: French Stitch. In fabric: small thread & in Leather: Large flat thread. Memory foam in arms & seat cushions. Lounge Chair Reclining Back items with "Push Back" mechanism. Cupholder N/A with this style.

OPTIONS - Provide SKETCH of your config.:

Leg: LG64 metal or LG08 wood; specify colour of wood legs.

Table (154): Specify colour of wood table top.

043 & 163 Chairs: with wood base, add \$165 (specify colour).

PREMIUM Option (avail. only with MOTORIZED option): Full footrest + upholstered seat cushions with shaped foam & 1" layer of memory foam on entire set (on stationary & recliner seats); ADD \$30/seat. Bumper section counts as 1 seat & lounge chairs as 2 seats.

Motorized reclining mechanism add \$125/mech. For WIRELESS motorized reclining (Battery) mechanism add \$250.

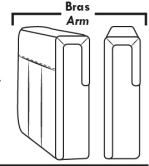
NB: 2 recliner seats SEPARATED by a CORNER or TABLE (154) cannot be opened at the same time.

| Description | L x D x H | Leather | | | | | | Fabric | | |
|--|----------------|------------|-------------------------------|--|---|----------------------------------|--------------|--------|----------|------|
| | | 10 Pony | 20 Hugo Madras Softy | 30 Empire Fantasy Illusion Tucson Utah Vintage Yukon | 40 Diamond Elegance Princess Santiago Sensation Sunset Trina Victoria | 50 Bull Cassiope Dublin | 60 Caress | A | B COM | C |
| 174 DOUBLE LOUNGE CHAIR RIGHT ARM | 37x62x30/39 | 1290 | 1365 | 1455 | 1535 | 1610 | 1695 | 955 | 1010 | 1080 |
| 175 DOUBLE CHAIR LEFT ARM | 37x40x30/39 | 1080 | 1140 | 1215 | 1285 | 1345 | 1415 | 795 | 845 | 905 |
| 176 DOUBLE CHAIR RIGHT ARM | 37x40x30/39 | 1080 | 1140 | 1215 | 1285 | 1345 | 1415 | 795 | 845 | 905 |
| 177 ARMLESS DOUBLE CHAIR | 31x40x30/39 | 865 | 920 | 980 | 1025 | 1090 | 1135 | 645 | 695 | 740 |
| 178 ARMLESS DOUBLE CHAIR BUMPER LEFT | 52x40x30/39 | 1115 | 1195 | 1270 | 1340 | 1415 | 1490 | 840 | 895 | 955 |
| 179 ARMLESS DOUBLE CHAIR BUMPER RIGHT | 52x40x30/39 | 1115 | 1195 | 1270 | 1340 | 1415 | 1490 | 840 | 895 | 955 |
| 230 DBLE LOUNGE CHAIR RECLINING BACK L-ARM | 37x62x30/39 | 1395 | 1470 | 1560 | 1630 | 1720 | 1785 | 1060 | 1120 | 1195 |
| 231 DBLE LOUNGE CHAIR RECLINING BACK R-ARM | 37x62x30/39 | 1395 | 1470 | 1560 | 1630 | 1720 | 1785 | 1060 | 1120 | 1195 |
| 232 LOUNGE CHAIR RECLINING BACK LEFT ARM | 30x62x30/39 | 1320 | 1375 | 1440 | 1500 | 1560 | 1615 | 970 | 1015 | 1070 |
| 233 LOUNGE CHAIR RECLINING BACK RIGHT ARM | 30x62x30/39 | 1320 | 1375 | 1440 | 1500 | 1560 | 1615 | 970 | 1015 | 1070 |
| 234 SECTIONAL APT SOFA BUMPER LEFT | 96x40/44x30/39 | 2285 | 2405 | 2555 | 2685 | 2815 | 2950 | 1605 | 1700 | 1780 |
| 235 SECTIONAL APT SOFA BUMPER RIGHT | 96x40/44x30/39 | 2285 | 2405 | 2555 | 2685 | 2815 | 2950 | 1605 | 1700 | 1780 |
| CONFIGURATIONS | | | | | | | | | | |
| A CONFIG. (169-177-174) | 105X62X30/39 | 3370 | 3570 | 3785 | 3980 | 4190 | 4385 | 2525 | 2685 | 2845 |
| B CONFIG. (096-055-177-170) | 111X112X30/39 | 5320 | 5630 | 5940 | 6250 | 6550 | 6835 | 3995 | 4210 | 4425 |
| C CONFIG. (173-177-055-179) | 112X96X30/39 | 4730 | 5020 | 5325 | 5610 | 5890 | 6175 | 3540 | 3740 | 3970 |
| D CONFIG. (169-177-154-170) | 129X69X30/39 | 3745 | 3965 | 4200 | 4405 | 4635 | 4830 | 2880 | 3055 | 3200 |
| E CONFIG. (011-009-005) | 107X62X30/39 | 3775 | 3930 | 4140 | 4290 | 4475 | 4680 | 2755 | 2935 | 3105 |
| F CONFIG. (041-061) | 82X40X30/39 | 2750 | 2900 | 3040 | 3180 | 3330 | 3455 | 2055 | 2150 | 2260 |
| G CONFIG. (057-042) | 60X40X30/39 | 2145 | 2270 | 2400 | 2525 | 2630 | 2760 | 1600 | 1680 | 1765 |
| H CONFIG. (041-071-055-061) | 98X97X30/39 | 5135 | 5410 | 5670 | 5945 | 6200 | 6440 | 3880 | 4065 | 4285 |

CDN Price List

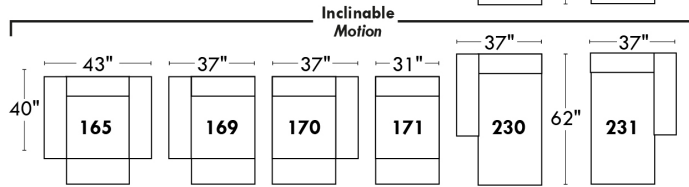
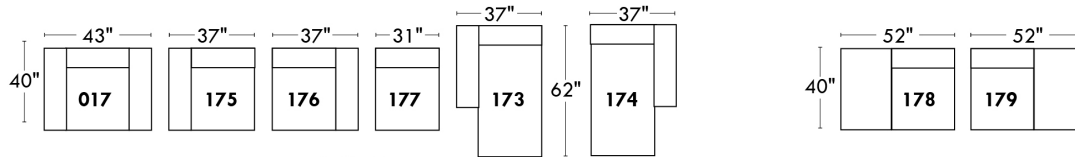
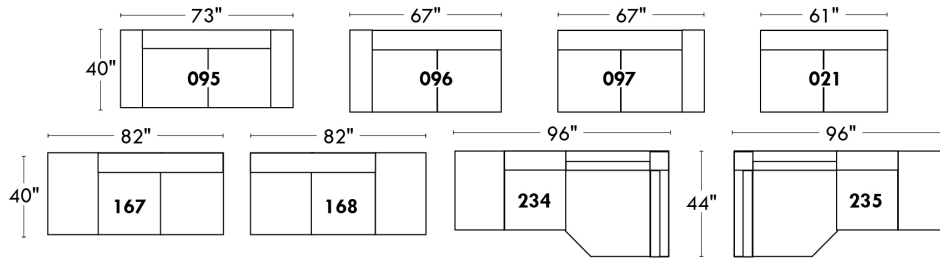
MONTE-CARLO

| Description | L x D x H | Leather | | | | | | Fabric | | |
|-----------------------------|----------------|------------|-------------------------------|--|---|----------------------------------|--------------|--------|----------|------|
| | | 10 Pony | 20 Hugo Madras Softy | 30 Empire Fantasy Illusion Tucson Utah Vintage Yukon | 40 Diamond Elegance Princess Santiago Sensation Sunset Trina Victoria | 50 Bull Cassiope Dublin | 60 Caress | A | B COM | C |
| I CONFIG. (012-154-051-005) | 127X92.5X30/39 | 4040 | 4240 | 4470 | 4665 | 4895 | 5080 | 3015 | 3185 | 3355 |
| J CONFIG. (041-051-154-042) | 110X64X30/39 | 3525 | 3720 | 3935 | 4120 | 4300 | 4475 | 2700 | 2850 | 2990 |

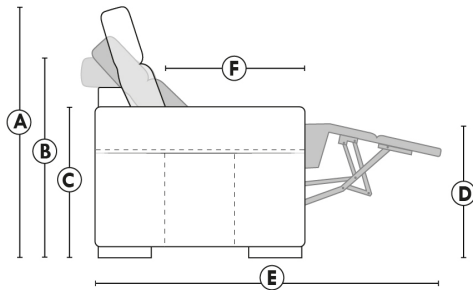


LINEA 30

Siège 30" de large | 30" Seat Width



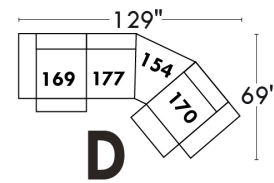
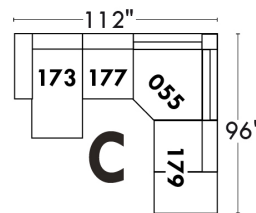
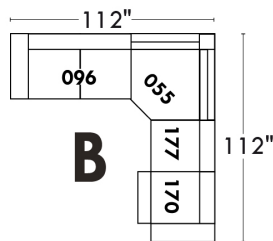
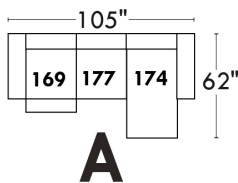
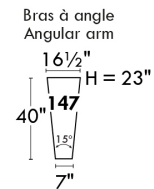
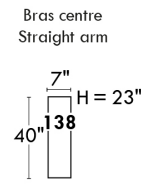
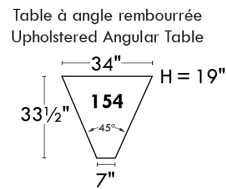
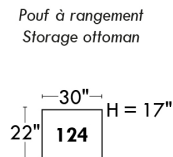
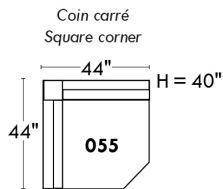
Spécifications | Specifications

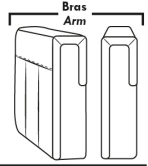


- Appui-tête levé / Headrest up
- Appui-tête baissé / Headrest down
- Complètement incliné / Fully reclined

- (A) Hauteur complète 39" Total Height
- (B) Hauteur appui-tête baissé 30" Height headrest down
- (C) Hauteur du bras 24" Arm Height
- (D) Hauteur du siège 19,5" Seat height
- (E) Profondeur incliné 63" Depth fully reclined
- (F) Profondeur d'assise 20" Seat depth

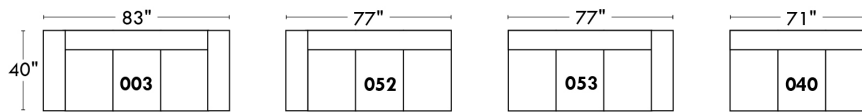
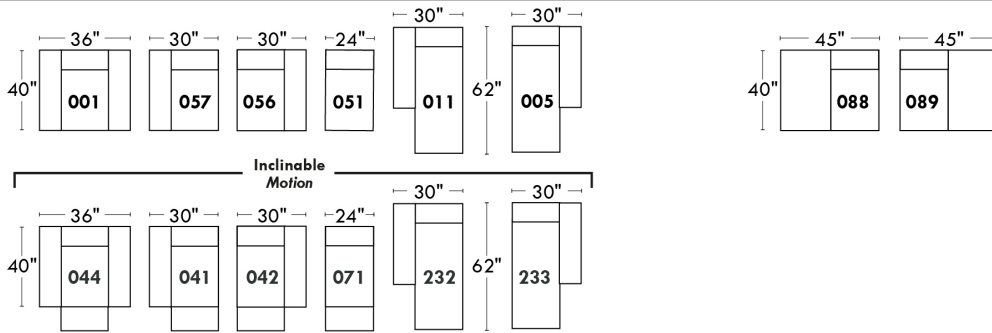
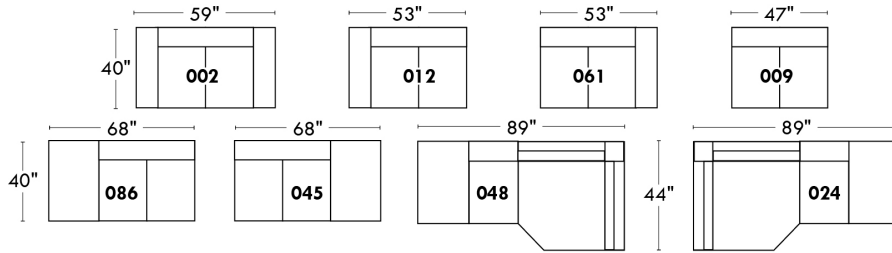
Autres | Others



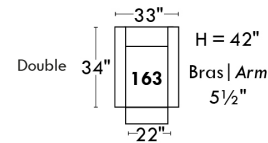
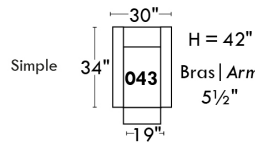


LINEA 30

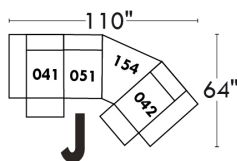
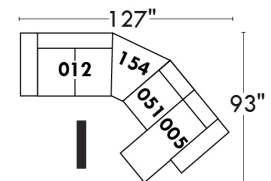
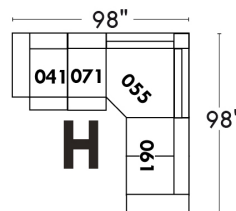
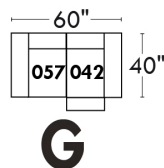
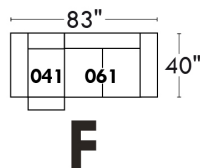
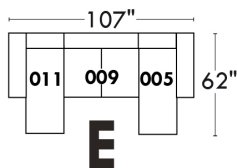
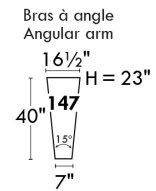
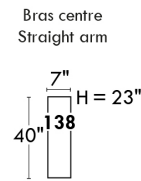
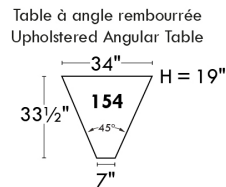
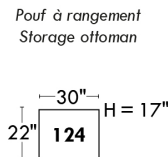
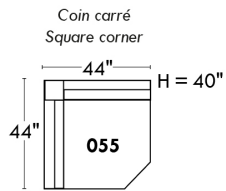
Siège 23" de large | 23" Seat Width



**Fauteuil berçant,
pivotant et inclinable**
*Swivel rocking
motion chair*



Autres | Others



www.jaymar.ca

Toutes les dimensions indiquées sont au pouce près. Nos produits sont fabriqués à la main et des variations mineures peuvent survenir.
All dimensions indicated are to the nearest inch. Our product is hand-made and minor variations can occur.

MONTEREY

FEATURES:

- *Wall hugger power recliners with full footrest (manual n/a).
- Manual adjustable headrest on all items (2 on square corner & stationary on wedge).
- Seat cushions with shaped foam + 1" layer of memory foam on top; arm with memory foam.
- Stitching: Small thread in fabric & large flat thread in leather.
- Lounge chair reclining back items with "Push Back" mechanism; wall clearance 10".

*Excludes 043 & 163 chairs: Wall clearance 16"

Chairs 043 & 163: arms with NO METAL insert.

Note: 2 recliner seats separated by a corner can not be opened at the same time. No recliner seats beside #155 Small Square Corner.

OPTIONS

- Battery Pack: Add \$125/ea.
- Motorized headrest: Add \$125 ea. (Motorized headrest N/A on stationary & lounge chair items).
- Choice of Large or Small 6.5" Arm: Leg on LARGE arm: LG187 wood, Metal: LG189 cyl. (Black or Chrome) or LG64 metal (sq). SMALL Arm: LG08 wood, Metal: LG196 cyl. (Black or Chrome) or LG64 (sq). Specify colour.
- Seat Depth: 20" or *22". *22" seat depth N/A on chairs 043 & 163.
- 043 & 163 Chairs: with wood base, add \$165 (specify colour).

ACCESSORIES (n/a on small arm)

Grommet \$35 ea | Swivel tray & Wine Glass holder \$20 ea., Tablet holder \$40 & LED Lamp \$50.

Metal Cup Holder: \$25 ea. (1 per arm/160/190 & 2 side by side on 159). Specify colour: Stainless, Black or Gold.

STORAGE items 159-160-190 with 2 USB/Electric outlets. *Must be used between 2 seats. Pieces are plain & are not finished on sides.

| Description | L x D x H | Leather | | | | | | Fabric | | |
|-------------------------------------|----------------|------------|-------------------------------|--|---|----------------------------------|--------------|--------|----------|------|
| | | 10 Pony | 20 Hugo Madras Softy | 30 Empire Fantasy Illusion Tucson Utah Vintage Yukon | 40 Diamond Elegance Princess Santiago Sensation Sunset Trina Victoria | 50 Bull Cassiope Dublin | 60 Caress | A | B COM | C |
| 001 CHAIR | 43x40x33/40 | 1420 | 1500 | 1580 | 1665 | 1745 | 1825 | 1130 | 1165 | 1195 |
| 002 LOVESEAT | 66x40x33/40 | 2030 | 2125 | 2225 | 2320 | 2415 | 2515 | 1600 | 1665 | 1725 |
| 003 SOFA | 90x40x33/40 | 2450 | 2575 | 2705 | 2830 | 2960 | 3085 | 1935 | 2010 | 2085 |
| 005 LOUNGE CHAIR RIGHT ARM | 34x62x33/40 | 1325 | 1380 | 1440 | 1495 | 1550 | 1605 | 1045 | 1090 | 1135 |
| 009 ARMLESS LOVESEAT | 47x40x33/40 | 1425 | 1485 | 1545 | 1605 | 1670 | 1730 | 1100 | 1165 | 1225 |
| 011 LOUNGE CHAIR LEFT ARM | 34x62x33/40 | 1325 | 1380 | 1440 | 1495 | 1550 | 1605 | 1045 | 1090 | 1135 |
| 012 LOVESEAT LEFT ARM | 57x40x33/40 | 1745 | 1825 | 1905 | 1990 | 2070 | 2150 | 1365 | 1425 | 1480 |
| 017 DOUBLE CHAIR | 50x40x33/40 | 1490 | 1575 | 1665 | 1750 | 1835 | 1925 | 1180 | 1230 | 1280 |
| 021 APARTMENT SOFA NO ARM | 61x40x33/40 | 1605 | 1695 | 1780 | 1865 | 1955 | 2040 | 1235 | 1305 | 1375 |
| 024 SECTIONAL LOVESEAT BUMPER RIGHT | 89x40/44x33/40 | 2235 | 2370 | 2510 | 2645 | 2785 | 2920 | 1610 | 1695 | 1775 |
| 040 ARMLESS SOFA | 71x40x33/40 | 1840 | 1935 | 2025 | 2115 | 2210 | 2300 | 1435 | 1515 | 1595 |
| 041 RECLINING CHAIR LEFT ARM | 34x40x33/40 | 1405 | 1460 | 1515 | 1570 | 1625 | 1685 | 1165 | 1200 | 1235 |
| 042 RECLINING CHAIR RIGHT ARM | 34x40x33/40 | 1405 | 1460 | 1515 | 1570 | 1625 | 1685 | 1165 | 1200 | 1235 |
| 043 SWIVEL ROCKING RECLINING CHAIR | 32x34x42 | 1665 | 1755 | 1845 | 1940 | 2030 | 2120 | 1365 | 1405 | 1440 |
| 044 RECLINER CHAIR | 43x40x33/40 | 1695 | 1765 | 1835 | 1905 | 1980 | 2050 | 1405 | 1435 | 1465 |
| 045 ARMLESS LOVESEAT BUMPER RIGHT | 68x40x33/40 | 1695 | 1770 | 1845 | 1925 | 2000 | 2075 | 1315 | 1370 | 1430 |

MONTEREY

FEATURES:

- *Wall hugger power recliners with full footrest (manual n/a).
- Manual adjustable headrest on all items (2 on square corner & stationary on wedge).
- Seat cushions with shaped foam + 1" layer of memory foam on top; arm with memory foam.
- Stitching: Small thread in fabric & large flat thread in leather.
- Lounge chair reclining back items with "Push Back" mechanism; wall clearance 10".

*Excludes 043 & 163 chairs: Wall clearance 16"

Chairs 043 & 163: arms with NO METAL insert.

Note: 2 recliner seats separated by a corner can not be opened at the same time. No recliner seats beside #155 Small Square Corner.

OPTIONS

- Battery Pack: Add \$125/ea.
- Motorized headrest: Add \$125 ea. (Motorized headrest N/A on stationary & lounge chair items).
- Choice of Large or Small 6.5" Arm: Leg on LARGE arm: LG187 wood, Metal: LG189 cyl. (Black or Chrome) or LG64 metal (sq). SMALL Arm: LG08 wood, Metal: LG196 cyl. (Black or Chrome) or LG64 (sq). Specify colour.
- Seat Depth: 20" or *22". *22" seat depth N/A on chairs 043 & 163.
- 043 & 163 Chairs: with wood base, add \$165 (specify colour).

ACCESSORIES (n/a on small arm)

Grommet \$35 ea | Swivel tray & Wine Glass holder \$20 ea., Tablet holder \$40 & LED Lamp \$50.

Metal Cup Holder: \$25 ea. (1 per arm/160/190 & 2 side by side on 159). Specify colour: Stainless, Black or Gold.

STORAGE items 159-160-190 with 2 USB/Electric outlets. *Must be used between 2 seats. Pieces are plain & are not finished on sides.

| Description | L x D x H | Leather | | | | | | Fabric | | |
|------------------------------------|----------------|------------|-------------------------------|--|---|----------------------------------|--------------|--------|----------|------|
| | | 10 Pony | 20 Hugo Madras Softy | 30 Empire Fantasy Illusion Tucson Utah Vintage Yukon | 40 Diamond Elegance Princess Santiago Sensation Sunset Trina Victoria | 50 Bull Cassiope Dublin | 60 Caress | A | B COM | C |
| 048 SECTIONAL LOVESEAT BUMPER LEFT | 89x40/44x33/40 | 2235 | 2370 | 2510 | 2645 | 2785 | 2920 | 1610 | 1695 | 1775 |
| 050 WEDGE | 49x49x33 | 1240 | 1320 | 1405 | 1485 | 1565 | 1645 | 895 | 940 | 985 |
| 051 ARMLESS CHAIR | 24x40x33/40 | 815 | 855 | 900 | 940 | 980 | 1020 | 625 | 670 | 710 |
| 052 SOFA LEFT ARM | 81x40x33/40 | 2160 | 2265 | 2365 | 2470 | 2570 | 2670 | 1695 | 1770 | 1845 |
| 053 SOFA RIGHT ARM | 81x40x33/40 | 2160 | 2265 | 2365 | 2470 | 2570 | 2670 | 1695 | 1770 | 1845 |
| 055 SQUARE CORNER | 44x44x33/40 | 1435 | 1520 | 1605 | 1695 | 1780 | 1865 | 1115 | 1160 | 1200 |
| 056 CHAIR RIGHT ARM | 34x40x33/40 | 1135 | 1190 | 1240 | 1290 | 1340 | 1390 | 885 | 930 | 970 |
| 057 CHAIR LEFT ARM | 34x40x33/40 | 1135 | 1190 | 1240 | 1290 | 1340 | 1390 | 885 | 930 | 970 |
| 061 LOVESEAT RIGHT ARM | 57x40x33/40 | 1745 | 1825 | 1905 | 1990 | 2070 | 2150 | 1365 | 1425 | 1480 |
| 071 ARMLESS RECLINING CHAIR | 24x40x33/40 | 1085 | 1130 | 1180 | 1225 | 1270 | 1315 | 910 | 955 | 1000 |
| 086 ARMLESS LOVESEAT BUMPER LEFT | 68x40x33/40 | 1695 | 1770 | 1845 | 1925 | 2000 | 2075 | 1315 | 1370 | 1430 |
| 088 ARMLESS CHAIR BUMPER LEFT | 45x40x33/40 | 1080 | 1155 | 1225 | 1295 | 1365 | 1440 | 830 | 865 | 905 |
| 089 ARMLESS CHAIR BUMPER RIGHT | 45x40x33/40 | 1080 | 1155 | 1225 | 1295 | 1365 | 1440 | 830 | 865 | 905 |
| 095 APARTMENT SOFA | 80x40x33/40 | 2210 | 2330 | 2455 | 2575 | 2700 | 2820 | 1735 | 1810 | 1885 |
| 096 APARTMENT SOFA LEFT ARM | 71x40x33/40 | 1930 | 2025 | 2120 | 2220 | 2315 | 2410 | 1490 | 1565 | 1640 |
| 097 APARTMENT SOFA RIGHT ARM | 71x40x33/40 | 1930 | 2025 | 2120 | 2220 | 2315 | 2410 | 1490 | 1565 | 1640 |

MONTEREY

FEATURES:

- *Wall hugger power recliners with full footrest (manual n/a).
- Manual adjustable headrest on all items (2 on square corner & stationary on wedge).
- Seat cushions with shaped foam + 1" layer of memory foam on top; arm with memory foam.
- Stitching: Small thread in fabric & large flat thread in leather.
- Lounge chair reclining back items with "Push Back" mechanism; wall clearance 10".

*Excludes 043 & 163 chairs: Wall clearance 16"

Chairs 043 & 163: arms with NO METAL insert.

Note: 2 recliner seats separated by a corner can not be opened at the same time. No recliner seats beside #155 Small Square Corner.

OPTIONS

- Battery Pack: Add \$125/ea.
- Motorized headrest: Add \$125 ea. (Motorized headrest N/A on stationary & lounge chair items).
- Choice of Large or Small 6.5" Arm: Leg on LARGE arm: LG187 wood, Metal: LG189 cyl. (Black or Chrome) or LG64 metal (sq). SMALL Arm: LG08 wood, Metal: LG196 cyl. (Black or Chrome) or LG64 (sq). Specify colour.
- Seat Depth: 20" or *22". *22" seat depth N/A on chairs 043 & 163.
- 043 & 163 Chairs: with wood base, add \$165 (specify colour).

ACCESSORIES (n/a on small arm)

Grommet \$35 ea | Swivel tray & Wine Glass holder \$20 ea., Tablet holder \$40 & LED Lamp \$50.

Metal Cup Holder: \$25 ea. (1 per arm/160/190 & 2 side by side on 159). Specify colour: Stainless, Black or Gold.

STORAGE items 159-160-190 with 2 USB/Electric outlets. *Must be used between 2 seats. Pieces are plain & are not finished on sides.

| Description | L x D x H | Leather | | | | | | Fabric | | |
|--|-------------|------------|-------------------------------|--|---|----------------------------------|--------------|--------|----------|------|
| | | 10 Pony | 20 Hugo Madras Softy | 30 Empire Fantasy Illusion Tucson Utah Vintage Yukon | 40 Diamond Elegance Princess Santiago Sensation Sunset Trina Victoria | 50 Bull Cassiope Dublin | 60 Caress | A | B COM | C |
| 124 STORAGE OTTOMAN | 30x22x17 | 560 | 580 | 600 | 620 | 645 | 665 | 480 | 500 | 520 |
| 155 SMALL SQUARE CORNER | 40x40x33/40 | 1435 | 1520 | 1605 | 1695 | 1780 | 1865 | 1115 | 1160 | 1200 |
| 159 WEDGE STORAGE | 10/25x35x22 | 560 | 585 | 610 | 640 | 665 | 690 | 430 | 440 | 450 |
| 160 STRAIGHT STORAGE | 10x35x22 | 540 | 565 | 590 | 615 | 645 | 670 | 410 | 420 | 430 |
| 163 DBL SWIVEL ROCKING RECLINER CHAIR | 35x34x42 | 1705 | 1800 | 1895 | 1995 | 2090 | 2190 | 1370 | 1410 | 1445 |
| 165 DOUBLE RECLINING CHAIR | 50x40x33/40 | 1765 | 1850 | 1940 | 2025 | 2110 | 2200 | 1460 | 1515 | 1570 |
| 167 APARTMENT SOFA NO ARM BUMPER LEFT | 82x40x33/40 | 1875 | 1980 | 2080 | 2185 | 2285 | 2385 | 1445 | 1520 | 1595 |
| 168 APARTMENT SOFA NO ARM BUMPER RIGHT | 82x40x33/40 | 1875 | 1980 | 2080 | 2185 | 2285 | 2385 | 1445 | 1520 | 1595 |
| 169 DOUBLE RECLINING CHAIR LEFT ARM | 41x40x33/40 | 1480 | 1545 | 1610 | 1680 | 1745 | 1810 | 1215 | 1280 | 1345 |
| 170 DOUBLE RECLINING CHAIR RIGHT ARM | 41x40x33/40 | 1480 | 1545 | 1610 | 1680 | 1745 | 1810 | 1215 | 1280 | 1345 |
| 171 ARMLESS DOUBLE RECLINING CHAIR | 31x40x33/40 | 1165 | 1210 | 1255 | 1300 | 1345 | 1390 | 955 | 1005 | 1055 |
| 173 DOUBLE LOUNGE CHAIR LEFT ARM | 41x62x33/40 | 1435 | 1515 | 1595 | 1680 | 1760 | 1840 | 1130 | 1200 | 1265 |
| 174 DOUBLE LOUNGE CHAIR RIGHT ARM | 41x62x33/40 | 1435 | 1515 | 1595 | 1680 | 1760 | 1840 | 1130 | 1200 | 1265 |
| 175 DOUBLE CHAIR LEFT ARM | 41x40x33/40 | 1200 | 1270 | 1340 | 1415 | 1485 | 1555 | 945 | 1000 | 1055 |
| 176 DOUBLE CHAIR RIGHT ARM | 41x40x33/40 | 1200 | 1270 | 1340 | 1415 | 1485 | 1555 | 945 | 1000 | 1055 |
| 177 ARMLESS DOUBLE CHAIR | 31x40x33/40 | 895 | 945 | 995 | 1045 | 1095 | 1150 | 680 | 725 | 770 |

MONTEREY

FEATURES:

- *Wall hugger power recliners with full footrest (manual n/a).
- Manual adjustable headrest on all items (2 on square corner & stationary on wedge).
- Seat cushions with shaped foam + 1" layer of memory foam on top; arm with memory foam.
- Stitching: Small thread in fabric & large flat thread in leather.
- Lounge chair reclining back items with "Push Back" mechanism; wall clearance 10".

*Excludes 043 & 163 chairs: Wall clearance 16"

Chairs 043 & 163: arms with NO METAL insert.

Note: 2 recliner seats separated by a corner can not be opened at the same time. No recliner seats beside #155 Small Square Corner.

OPTIONS

- Battery Pack: Add \$125/ea.
- Motorized headrest: Add \$125 ea. (Motorized headrest N/A on stationary & lounge chair items).
- Choice of Large or Small 6.5" Arm: Leg on LARGE arm: LG187 wood, Metal: LG189 cyl. (Black or Chrome) or LG64 metal (sq). SMALL Arm: LG08 wood, Metal: LG196 cyl. (Black or Chrome) or LG64 (sq). Specify colour.
- Seat Depth: 20" or *22". *22" seat depth N/A on chairs 043 & 163.
- 043 & 163 Chairs: with wood base, add \$165 (specify colour).

ACCESSORIES (n/a on small arm)

Grommet \$35 ea | Swivel tray & Wine Glass holder \$20 ea., Tablet holder \$40 & LED Lamp \$50.

Metal Cup Holder: \$25 ea. (1 per arm/160/190 & 2 side by side on 159). Specify colour: Stainless, Black or Gold.

STORAGE items 159-160-190 with 2 USB/Electric outlets. *Must be used between 2 seats. Pieces are plain & are not finished on sides.

| Description | L x D x H | Leather | | | | | | Fabric | | |
|--|----------------|------------|-------------------------------|--|---|----------------------------------|--------------|--------|----------|------|
| | | 10 Pony | 20 Hugo Madras Softy | 30 Empire Fantasy Illusion Tucson Utah Vintage Yukon | 40 Diamond Elegance Princess Santiago Sensation Sunset Trina Victoria | 50 Bull Cassiope Dublin | 60 Caress | A | B COM | C |
| 178 ARMLESS DOUBLE CHAIR BUMPER LEFT | 52x40x33/40 | 1160 | 1230 | 1300 | 1370 | 1445 | 1515 | 910 | 955 | 1000 |
| 179 ARMLESS DOUBLE CHAIR BUMPER RIGHT | 52x40x33/40 | 1160 | 1230 | 1300 | 1370 | 1445 | 1515 | 910 | 955 | 1000 |
| 186 ARMLESS LOVESEAT BUMPER STORAGE-L | 68x40x33/40 | 1815 | 1890 | 1970 | 2045 | 2120 | 2200 | 1435 | 1495 | 1555 |
| 187 ARMLESS LOVESEAT BUMPER STORAGE-R | 68x40x33/40 | 1815 | 1890 | 1970 | 2045 | 2120 | 2200 | 1435 | 1495 | 1555 |
| 188 ARMLESS CHAIR BUMPER STORAGE-L | 45x40x33/40 | 1205 | 1275 | 1345 | 1420 | 1490 | 1560 | 955 | 985 | 1015 |
| 189 ARMLESS CHAIR BUMPER STORAGE-R | 45x40x33/40 | 1205 | 1275 | 1345 | 1420 | 1490 | 1560 | 955 | 985 | 1015 |
| 190 SMALL WEDGE STORAGE | 10/20x35x22 | 540 | 565 | 590 | 615 | 645 | 670 | 410 | 420 | 430 |
| 221 ARMLESS DBL CHAIR BUMPER STORAGE-L | 52x40x33/40 | 1280 | 1350 | 1425 | 1495 | 1565 | 1635 | 1025 | 1075 | 1125 |
| 222 ARMLESS DBL CHAIR BUMPER STORAGE-R | 52x40x33/40 | 1280 | 1350 | 1425 | 1495 | 1565 | 1635 | 1025 | 1075 | 1125 |
| 223 APT SOFA NO ARM BUMPER STORAGE-L | 82x40x33/40 | 1995 | 2100 | 2210 | 2315 | 2425 | 2530 | 1565 | 1640 | 1720 |
| 224 APT SOFA NO ARM BUMPER STORAGE-R | 82x40x33/40 | 1995 | 2100 | 2210 | 2315 | 2425 | 2530 | 1565 | 1640 | 1720 |
| 230 DBLE LOUNGE CHAIR RECLINING BACK L-ARM | 41x62x33/40 | 1575 | 1650 | 1730 | 1805 | 1880 | 1960 | 1235 | 1305 | 1375 |
| 231 DBLE LOUNGE CHAIR RECLINING BACK R-ARM | 41x62x33/40 | 1575 | 1650 | 1730 | 1805 | 1880 | 1960 | 1235 | 1305 | 1375 |
| 232 LOUNGE CHAIR RECLINING BACK LEFT ARM | 34x62x33/40 | 1460 | 1530 | 1600 | 1675 | 1745 | 1815 | 1160 | 1205 | 1250 |
| 233 LOUNGE CHAIR RECLINING BACK RIGHT ARM | 34x62x33/40 | 1460 | 1530 | 1600 | 1675 | 1745 | 1815 | 1160 | 1205 | 1250 |
| 234 SECTIONAL APT SOFA BUMPER LEFT | 96x40/44x33/40 | 2310 | 2440 | 2565 | 2695 | 2820 | 2950 | 1685 | 1765 | 1845 |

MONTEREY

FEATURES:

- *Wall hugger power recliners with full footrest (manual n/a).
- Manual adjustable headrest on all items (2 on square corner & stationary on wedge).
- Seat cushions with shaped foam + 1" layer of memory foam on top; arm with memory foam.
- Stitching: Small thread in fabric & large flat thread in leather.
- Lounge chair reclining back items with "Push Back" mechanism; wall clearance 10".

*Excludes 043 & 163 chairs: Wall clearance 16"

Chairs 043 & 163: arms with NO METAL insert.

Note: 2 recliner seats separated by a corner can not be opened at the same time. No recliner seats beside #155 Small Square Corner.

OPTIONS

- Battery Pack: Add \$125/ea.
- Motorized headrest: Add \$125 ea. (Motorized headrest N/A on stationary & lounge chair items).
- Choice of Large or Small 6.5" Arm: Leg on LARGE arm: LG187 wood, Metal: LG189 cyl. (Black or Chrome) or LG64 metal (sq). SMALL Arm: LG08 wood, Metal: LG196 cyl. (Black or Chrome) or LG64 (sq). Specify colour.
- Seat Depth: 20" or *22". *22" seat depth N/A on chairs 043 & 163.
- 043 & 163 Chairs: with wood base, add \$165 (specify colour).

ACCESSORIES (n/a on small arm)

Grommet \$35 ea | Swivel tray & Wine Glass holder \$20 ea., Tablet holder \$40 & LED Lamp \$50.

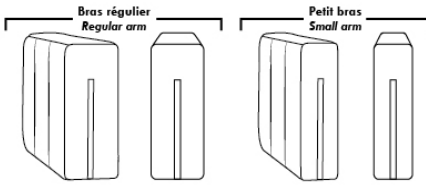
Metal Cup Holder: \$25 ea. (1 per arm/160/190 & 2 side by side on 159). Specify colour: Stainless, Black or Gold.

STORAGE items 159-160-190 with 2 USB/Electric outlets. *Must be used between 2 seats. Pieces are plain & are not finished on sides.

| Description | L x D x H | Leather | | | | | | Fabric | | |
|-------------------------------------|----------------|------------|-------------------------------|--|---|----------------------------------|--------------|--------|----------|------|
| | | 10 Pony | 20 Hugo Madras Softy | 30 Empire Fantasy Illusion Tucson Utah Vintage Yukon | 40 Diamond Elegance Princess Santiago Sensation Sunset Trina Victoria | 50 Bull Cassiope Dublin | 60 Caress | A | B COM | C |
| 235 SECTIONAL APT SOFA BUMPER RIGHT | 96x40/44x33/40 | 2310 | 2440 | 2565 | 2695 | 2820 | 2950 | 1685 | 1765 | 1845 |
| CONFIGURATIONS | | | | | | | | | | |
| A CONFIG (169-170) | 80X40X40 | 2960 | 3090 | 3220 | 3360 | 3490 | 3620 | 2430 | 2560 | 2690 |
| B CONFIG (169-171-174) | 111X62X40 | 4080 | 4270 | 4460 | 4660 | 4850 | 5040 | 3300 | 3485 | 3665 |
| C CONFIG (096-055-171-170) | 115X115X40 | 6010 | 6300 | 6590 | 6895 | 7185 | 7475 | 4775 | 5010 | 5240 |
| D CONFIG (169-171-235) | 115X96X40 | 4955 | 5195 | 5430 | 5675 | 5910 | 6150 | 3855 | 4050 | 4245 |
| J CONFIG (041-042) | 66X40X40 | 2810 | 2920 | 3030 | 3140 | 3250 | 3370 | 2330 | 2400 | 2470 |
| K CONFIG (041-071-005) | 90X62X40 | 3815 | 3970 | 4135 | 4290 | 4445 | 4605 | 3120 | 3245 | 3370 |
| L CONFIG (012-055-071-042) | 101X101X40 | 5670 | 5935 | 6205 | 6480 | 6745 | 7015 | 4555 | 4740 | 4915 |
| M CONFIG (041-071-024) | 101X89X40 | 4725 | 4960 | 5205 | 5440 | 5680 | 5920 | 3685 | 3850 | 4010 |

MONTEREY

OPTIMA



Spécifications | Specifications

Appui-tête levé / Headrest up
 Appui-tête baissé / Headrest down
 Complètement incliné / Fully reclined

(A) Hauteur complète 40" / Total Height
 (B) Hauteur appui-tête baissé 33" / Height headrest down
 (C) Hauteur du bras 24" / Arm Height
 (D) Hauteur du siège 19,5" / Seat height
 (E) Profondeur inclinée 65" / Depth fully reclined
 (F) Profondeur d'assise 20" ou/ou 22" / Seat depth
 (G) Profondeur appui-tête monté 36" / Depth with headrest up

Siège 30" de large | 30" Seat Width

79" 40" 095
 70" 40" 096
 70" 40" 097
 61" 40" 021
 96" 40" 234
 44" 40" 167
 82" 40" 168
 96" 44" 235
 82" 40" 223
 82" 40" 224
 49" 40" 017
 40" 40" 175
 40" 40" 176
 31" 40" 177
 40" 62" 173
 40" 42"/44" Profondeur Depth 174
 49" 40" 165
 40" 40" 169
 40" 40" 170
 31" 40" 171
 40" 62" 230
 40" 42"/44" Profondeur Depth 231
 52" 40" 178
 52" 40" 179
 52" 40" 221
 52" 40" 222

Siège 23" de large | 23" Seat Width

66" 40" 002
 57" 40" 012
 57" 40" 061
 47" 40" 009
 68" 40" 086
 68" 40" 045
 89" 40" 048
 89" 44" 024
 68" 40" 186
 68" 40" 187
 43" 40" 001
 34" 40" 057
 34" 40" 056
 24" 40" 051
 34" 62" 011
 34" 42"/44" Profondeur Depth 005
 45" 40" 088
 45" 40" 089
 43" 40" 044
 34" 40" 041
 34" 40" 042
 24" 40" 071
 34" 62" 232
 34" 42"/44" Profondeur Depth 233
 45" 40" 188
 45" 40" 189
 90" 40" 003
 81" 40" 052
 81" 40" 053
 71" 40" 040

Autres | Others

Fauteuil berçant, pivotant et inclinable / **Swivel, rocking motion chair**
 N'est pas un mécanisme protège-mur / Not a wall hugger mechanism
 Dégagement mural: 16" / Wall clearance: 16"

Simple / Single: 32" H=42", 34" 19"
 Double: 35" H=42", 34" 22"

Centre rond / Wedge: 49" H=33", 050
 Coin carré / Square corner: 44" H=40", 055
 Petit coin carré / Small corner: 40" H=40", 155
 Pouf à rangement / Storage ottoman: 30" H=17", 22" 124
 Rangement à angle / Wedge storage: 25" H=22", 35" 159
 Rangement droit / Straight storage: 10" H=22", 35" 160
 Petit rangement à angle / Small Wedge storage: 20" H=22", 35" 190

30" Populaires | Popular CONFIGURATIONS 23"

A: 80" 40" 169 170
 B: 111" 62" 169 171 174
 C: 115" 40" 096 055 171 170
 D: 115" 40" 169 171 235 96"
 J: 66" 40" 041 042
 K: 90" 62" 041 071 005
 L: 101" 101" 012 055 071 042
 M: 101" 89" 041 071 024

Nos produits sont fabriqués à la main et des variations mineures peuvent survenir. / Our product is hand-made and minor variations can occur.

NICE

FEATURES:

- *Wall hugger power recliners with full footrest (manual n/a).
- Manual adjustable headrest on all items (2 on square corner & stationary on wedge).
- Seat cushions with shaped foam + 1" layer of memory foam on top; arm with memory foam.
- Stitching: Small thread in fabric & large flat thread in leather.
- Lounge chair reclining back items with "Push Back" mechanism; wall clearance 10".
- *Excludes 043 & 163 chairs: Wall clearance 16"

Note: 2 recliner seats separated by a corner can not be opened at the same time. No recliner seats beside #155 Small Square Corner.

OPTIONS

- Battery Pack: Add \$125/ea.
- Motorized headrest: Add \$125 ea. (Motorized headrest N/A on stationary & lounge chair items).
- Choice of Large or Small 6" Arm: Leg on LARGE arm: LG103 wood or LG189 metal (Black or Chrome). SMALL 6" Arm: LG08 wood or LG196 metal (Black or Chrome). Specify colour.
- Seat Depth: 20" or *22". *22" seat depth N/A on chairs 043 & 163.
- 043 & 163 Chairs: with wood base, add \$165 (specify colour).

ACCESSORIES (Available only on *items 159-160-190)

- Metal Cup Holder: \$25 ea. (1 on 160-190 & 2 side by side on 159). Specify colour: Stainless, Black or Antique Gold.
- Accessories: Grommet \$35 ea. | Swivel tray & Wine Glass holder \$20 ea., Tablet holder \$40 & LED Lamp \$50.
- *STORAGE items 159-160-190 with 2 USB/Electric outlets. *Must be used between 2 seats. Pieces are plain (without arm detail) & are not finished on the sides.

| Description | L x D x H | Leather | | | | | | Fabric | | |
|-------------------------------------|----------------|------------|-------------------------------|--|---|----------------------------------|--------------|--------|----------|------|
| | | 10 Pony | 20 Hugo Madras Softy | 30 Empire Fantasy Illusion Tucson Utah Vintage Yukon | 40 Diamond Elegance Princess Santiago Sensation Sunset Trina Victoria | 50 Bull Cassiope Dublin | 60 Caress | A | B COM | C |
| 001 CHAIR | 44x40x33/40 | 1420 | 1500 | 1580 | 1665 | 1745 | 1825 | 1130 | 1165 | 1195 |
| 002 LOVESEAT | 67x40x33/40 | 2030 | 2125 | 2225 | 2320 | 2415 | 2515 | 1600 | 1665 | 1725 |
| 003 SOFA | 91x40x33/40 | 2450 | 2575 | 2705 | 2830 | 2960 | 3085 | 1935 | 2010 | 2085 |
| 005 LOUNGE CHAIR RIGHT ARM | 34x62x33/40 | 1325 | 1380 | 1440 | 1495 | 1550 | 1605 | 1045 | 1090 | 1135 |
| 009 ARMLESS LOVESEAT | 47x40x33/40 | 1425 | 1485 | 1545 | 1605 | 1670 | 1730 | 1100 | 1165 | 1225 |
| 011 LOUNGE CHAIR LEFT ARM | 34x62x33/40 | 1325 | 1380 | 1440 | 1495 | 1550 | 1605 | 1045 | 1090 | 1135 |
| 012 LOVESEAT LEFT ARM | 57x40x33/40 | 1745 | 1825 | 1905 | 1990 | 2070 | 2150 | 1365 | 1425 | 1480 |
| 017 DOUBLE CHAIR | 51x40x33/40 | 1490 | 1575 | 1665 | 1750 | 1835 | 1925 | 1180 | 1230 | 1280 |
| 021 APARTMENT SOFA NO ARM | 61x40x33/40 | 1605 | 1695 | 1780 | 1865 | 1955 | 2040 | 1235 | 1305 | 1375 |
| 024 SECTIONAL LOVESEAT BUMPER RIGHT | 89x40/44x33/40 | 2235 | 2370 | 2510 | 2645 | 2785 | 2920 | 1610 | 1695 | 1775 |
| 040 ARMLESS SOFA | 71x40x33/40 | 1840 | 1935 | 2025 | 2115 | 2210 | 2300 | 1435 | 1515 | 1595 |
| 041 RECLINING CHAIR LEFT ARM | 34x40x33/40 | 1405 | 1460 | 1515 | 1570 | 1625 | 1685 | 1165 | 1200 | 1235 |
| 042 RECLINING CHAIR RIGHT ARM | 34x40x33/40 | 1405 | 1460 | 1515 | 1570 | 1625 | 1685 | 1165 | 1200 | 1235 |
| 043 SWIVEL ROCKING RECLINING CHAIR | 30x34x42 | 1665 | 1755 | 1845 | 1940 | 2030 | 2120 | 1365 | 1405 | 1440 |
| 044 RECLINER CHAIR | 44x40x33/40 | 1695 | 1765 | 1835 | 1905 | 1980 | 2050 | 1405 | 1435 | 1465 |
| 045 ARMLESS LOVESEAT BUMPER RIGHT | 68x40x33/40 | 1695 | 1770 | 1845 | 1925 | 2000 | 2075 | 1315 | 1370 | 1430 |

NICE

FEATURES:

- *Wall hugger power recliners with full footrest (manual n/a).
- Manual adjustable headrest on all items (2 on square corner & stationary on wedge).
- Seat cushions with shaped foam + 1" layer of memory foam on top; arm with memory foam.
- Stitching: Small thread in fabric & large flat thread in leather.
- Lounge chair reclining back items with "Push Back" mechanism; wall clearance 10".
- *Excludes 043 & 163 chairs: Wall clearance 16"

Note: 2 recliner seats separated by a corner can not be opened at the same time. No recliner seats beside #155 Small Square Corner.

OPTIONS

- Battery Pack: Add \$125/ea.
- Motorized headrest: Add \$125 ea. (Motorized headrest N/A on stationary & lounge chair items).
- Choice of Large or Small 6" Arm: Leg on LARGE arm: LG103 wood or LG189 metal (Black or Chrome). SMALL 6" Arm: LG08 wood or LG196 metal (Black or Chrome). Specify colour.
- Seat Depth: 20" or *22". *22" seat depth N/A on chairs 043 & 163.
- 043 & 163 Chairs: with wood base, add \$165 (specify colour).

ACCESSORIES (Available only on *items 159-160-190)

- Metal Cup Holder: \$25 ea. (1 on 160-190 & 2 side by side on 159). Specify colour: Stainless, Black or Antique Gold.
- Accessories: Grommet \$35 ea. | Swivel tray & Wine Glass holder \$20 ea., Tablet holder \$40 & LED Lamp \$50.
- *STORAGE items 159-160-190 with 2 USB/Electric outlets. *Must be used between 2 seats. Pieces are plain (without arm detail) & are not finished on the sides.

| Description | L x D x H | Leather | | | | | | Fabric | | |
|------------------------------------|----------------|------------|-------------------------------|--|---|----------------------------------|--------------|--------|----------|------|
| | | 10 Pony | 20 Hugo Madras Softy | 30 Empire Fantasy Illusion Tucson Utah Vintage Yukon | 40 Diamond Elegance Princess Santiago Sensation Sunset Trina Victoria | 50 Bull Cassiope Dublin | 60 Caress | A | B COM | C |
| 048 SECTIONAL LOVESEAT BUMPER LEFT | 89x40/44x33/40 | 2235 | 2370 | 2510 | 2645 | 2785 | 2920 | 1610 | 1695 | 1775 |
| 050 WEDGE | 49x49x33 | 1240 | 1320 | 1405 | 1485 | 1565 | 1645 | 895 | 940 | 985 |
| 051 ARMLESS CHAIR | 24x40x33/40 | 815 | 855 | 900 | 940 | 980 | 1020 | 625 | 670 | 710 |
| 052 SOFA LEFT ARM | 81x40x33/40 | 2160 | 2265 | 2365 | 2470 | 2570 | 2670 | 1695 | 1770 | 1845 |
| 053 SOFA RIGHT ARM | 81x40x33/40 | 2160 | 2265 | 2365 | 2470 | 2570 | 2670 | 1695 | 1770 | 1845 |
| 055 SQUARE CORNER | 44x44x33/40 | 1435 | 1520 | 1605 | 1695 | 1780 | 1865 | 1115 | 1160 | 1200 |
| 056 CHAIR RIGHT ARM | 34x40x33/40 | 1135 | 1190 | 1240 | 1290 | 1340 | 1390 | 885 | 930 | 970 |
| 057 CHAIR LEFT ARM | 34x40x33/40 | 1135 | 1190 | 1240 | 1290 | 1340 | 1390 | 885 | 930 | 970 |
| 061 LOVESEAT RIGHT ARM | 57x40x33/40 | 1745 | 1825 | 1905 | 1990 | 2070 | 2150 | 1365 | 1425 | 1480 |
| 071 ARMLESS RECLINING CHAIR | 24x40x33/40 | 1085 | 1130 | 1180 | 1225 | 1270 | 1315 | 910 | 955 | 1000 |
| 086 ARMLESS LOVESEAT BUMPER LEFT | 68x40x33/40 | 1695 | 1770 | 1845 | 1925 | 2000 | 2075 | 1315 | 1370 | 1430 |
| 088 ARMLESS CHAIR BUMPER LEFT | 45x40x33/40 | 1080 | 1155 | 1225 | 1295 | 1365 | 1440 | 830 | 865 | 905 |
| 089 ARMLESS CHAIR BUMPER RIGHT | 45x40x33/40 | 1080 | 1155 | 1225 | 1295 | 1365 | 1440 | 830 | 865 | 905 |
| 095 APARTMENT SOFA | 81x40x33/40 | 2210 | 2330 | 2455 | 2575 | 2700 | 2820 | 1735 | 1810 | 1885 |
| 096 APARTMENT SOFA LEFT ARM | 71x40x33/40 | 1930 | 2025 | 2120 | 2220 | 2315 | 2410 | 1490 | 1565 | 1640 |
| 097 APARTMENT SOFA RIGHT ARM | 71x40x33/40 | 1930 | 2025 | 2120 | 2220 | 2315 | 2410 | 1490 | 1565 | 1640 |

NICE

FEATURES:

- *Wall hugger power recliners with full footrest (manual n/a).
- Manual adjustable headrest on all items (2 on square corner & stationary on wedge).
- Seat cushions with shaped foam + 1" layer of memory foam on top; arm with memory foam.
- Stitching: Small thread in fabric & large flat thread in leather.
- Lounge chair reclining back items with "Push Back" mechanism; wall clearance 10".
- *Excludes 043 & 163 chairs: Wall clearance 16"

Note: 2 recliner seats separated by a corner can not be opened at the same time. No recliner seats beside #155 Small Square Corner.

OPTIONS

- Battery Pack: Add \$125/ea.
- Motorized headrest: Add \$125 ea. (Motorized headrest N/A on stationary & lounge chair items).
- Choice of Large or Small 6" Arm: Leg on LARGE arm: LG103 wood or LG189 metal (Black or Chrome). SMALL 6" Arm: LG08 wood or LG196 metal (Black or Chrome). Specify colour.
- Seat Depth: 20" or *22". *22" seat depth N/A on chairs 043 & 163.
- 043 & 163 Chairs: with wood base, add \$165 (specify colour).

ACCESSORIES (Available only on *items 159-160-190)

- Metal Cup Holder: \$25 ea. (1 on 160-190 & 2 side by side on 159). Specify colour: Stainless, Black or Antique Gold.
- Accessories: Grommet \$35 ea. | Swivel tray & Wine Glass holder \$20 ea., Tablet holder \$40 & LED Lamp \$50.
- *STORAGE items 159-160-190 with 2 USB/Electric outlets. *Must be used between 2 seats. Pieces are plain (without arm detail) & are not finished on the sides.

| Description | L x D x H | Leather | | | | | | Fabric | | |
|--|-------------|------------|-------------------------------|--|---|----------------------------------|--------------|--------|----------|------|
| | | 10 Pony | 20 Hugo Madras Softy | 30 Empire Fantasy Illusion Tucson Utah Vintage Yukon | 40 Diamond Elegance Princess Santiago Sensation Sunset Trina Victoria | 50 Bull Cassiope Dublin | 60 Caress | A | B COM | C |
| 124 STORAGE OTTOMAN | 30x22x17 | 560 | 580 | 600 | 620 | 645 | 665 | 480 | 500 | 520 |
| 155 SMALL SQUARE CORNER | 40x40x33/40 | 1435 | 1520 | 1605 | 1695 | 1780 | 1865 | 1115 | 1160 | 1200 |
| 159 WEDGE STORAGE | 10/25x35x22 | 560 | 585 | 610 | 640 | 665 | 690 | 430 | 440 | 450 |
| 160 STRAIGHT STORAGE | 10x35x22 | 540 | 565 | 590 | 615 | 645 | 670 | 410 | 420 | 430 |
| 163 DBL SWIVEL ROCKING RECLINER CHAIR | 33x34x42 | 1705 | 1800 | 1895 | 1995 | 2090 | 2190 | 1370 | 1410 | 1445 |
| 165 DOUBLE RECLINING CHAIR | 51x40x33/40 | 1765 | 1850 | 1940 | 2025 | 2110 | 2200 | 1460 | 1515 | 1570 |
| 167 APARTMENT SOFA NO ARM BUMPER LEFT | 82x40x33/40 | 1875 | 1980 | 2080 | 2185 | 2285 | 2385 | 1445 | 1520 | 1595 |
| 168 APARTMENT SOFA NO ARM BUMPER RIGHT | 82x40x33/40 | 1875 | 1980 | 2080 | 2185 | 2285 | 2385 | 1445 | 1520 | 1595 |
| 169 DOUBLE RECLINING CHAIR LEFT ARM | 41x40x33/40 | 1480 | 1545 | 1610 | 1680 | 1745 | 1810 | 1215 | 1280 | 1345 |
| 170 DOUBLE RECLINING CHAIR RIGHT ARM | 41x40x33/40 | 1480 | 1545 | 1610 | 1680 | 1745 | 1810 | 1215 | 1280 | 1345 |
| 171 ARMLESS DOUBLE RECLINING CHAIR | 31X40X33/40 | 1165 | 1210 | 1255 | 1300 | 1345 | 1390 | 955 | 1005 | 1055 |
| 173 DOUBLE LOUNGE CHAIR LEFT ARM | 41x62x33/40 | 1435 | 1515 | 1595 | 1680 | 1760 | 1840 | 1130 | 1200 | 1265 |
| 174 DOUBLE LOUNGE CHAIR RIGHT ARM | 41x62x33/40 | 1435 | 1515 | 1595 | 1680 | 1760 | 1840 | 1130 | 1200 | 1265 |
| 175 DOUBLE CHAIR LEFT ARM | 41x40x33/40 | 1200 | 1270 | 1340 | 1415 | 1485 | 1555 | 945 | 1000 | 1055 |
| 176 DOUBLE CHAIR RIGHT ARM | 41x40x33/40 | 1200 | 1270 | 1340 | 1415 | 1485 | 1555 | 945 | 1000 | 1055 |
| 177 ARMLESS DOUBLE CHAIR | 31x40x33/40 | 895 | 945 | 995 | 1045 | 1095 | 1150 | 680 | 725 | 770 |

NICE

FEATURES:

- *Wall hugger power recliners with full footrest (manual n/a).
- Manual adjustable headrest on all items (2 on square corner & stationary on wedge).
- Seat cushions with shaped foam + 1" layer of memory foam on top; arm with memory foam.
- Stitching: Small thread in fabric & large flat thread in leather.
- Lounge chair reclining back items with "Push Back" mechanism; wall clearance 10".
- *Excludes 043 & 163 chairs: Wall clearance 16"

Note: 2 recliner seats separated by a corner can not be opened at the same time. No recliner seats beside #155 Small Square Corner.

OPTIONS

- Battery Pack: Add \$125/ea.
- Motorized headrest: Add \$125 ea. (Motorized headrest N/A on stationary & lounge chair items).
- Choice of Large or Small 6" Arm: Leg on LARGE arm: LG103 wood or LG189 metal (Black or Chrome). SMALL 6" Arm: LG08 wood or LG196 metal (Black or Chrome). Specify colour.
- Seat Depth: 20" or *22". *22" seat depth N/A on chairs 043 & 163.
- 043 & 163 Chairs: with wood base, add \$165 (specify colour).

ACCESSORIES (Available only on *items 159-160-190)

- Metal Cup Holder: \$25 ea. (1 on 160-190 & 2 side by side on 159). Specify colour: Stainless, Black or Antique Gold.
- Accessories: Grommet \$35 ea. | Swivel tray & Wine Glass holder \$20 ea., Tablet holder \$40 & LED Lamp \$50.
- *STORAGE items 159-160-190 with 2 USB/Electric outlets. *Must be used between 2 seats. Pieces are plain (without arm detail) & are not finished on the sides.

| Description | L x D x H | Leather | | | | | | Fabric | | |
|--|----------------|------------|-------------------------------|--|---|----------------------------------|--------------|--------|----------|------|
| | | 10 Pony | 20 Hugo Madras Softy | 30 Empire Fantasy Illusion Tucson Utah Vintage Yukon | 40 Diamond Elegance Princess Santiago Sensation Sunset Trina Victoria | 50 Bull Cassiope Dublin | 60 Caress | A | B COM | C |
| 178 ARMLESS DOUBLE CHAIR BUMPER LEFT | 52x40x33/40 | 1160 | 1230 | 1300 | 1370 | 1445 | 1515 | 910 | 955 | 1000 |
| 179 ARMLESS DOUBLE CHAIR BUMPER RIGHT | 52x40x33/40 | 1160 | 1230 | 1300 | 1370 | 1445 | 1515 | 910 | 955 | 1000 |
| 186 ARMLESS LOVESEAT BUMPER STORAGE-L | 68x40x33/40 | 1815 | 1890 | 1970 | 2045 | 2120 | 2200 | 1435 | 1495 | 1555 |
| 187 ARMLESS LOVESEAT BUMPER STORAGE-R | 68x40x33/40 | 1815 | 1890 | 1970 | 2045 | 2120 | 2200 | 1435 | 1495 | 1555 |
| 188 ARMLESS CHAIR BUMPER STORAGE-L | 45x40x33/40 | 1205 | 1275 | 1345 | 1420 | 1490 | 1560 | 955 | 985 | 1015 |
| 189 ARMLESS CHAIR BUMPER STORAGE-R | 45x40x33/40 | 1205 | 1275 | 1345 | 1420 | 1490 | 1560 | 955 | 985 | 1015 |
| 190 SMALL WEDGE STORAGE | 10/20x35x22 | 540 | 565 | 590 | 615 | 645 | 670 | 410 | 420 | 430 |
| 221 ARMLESS DBL CHAIR BUMPER STORAGE-L | 52x40x33/40 | 1280 | 1350 | 1425 | 1495 | 1565 | 1635 | 1025 | 1075 | 1125 |
| 222 ARMLESS DBL CHAIR BUMPER STORAGE-R | 52x40x33/40 | 1280 | 1350 | 1425 | 1495 | 1565 | 1635 | 1025 | 1075 | 1125 |
| 223 APT SOFA NO ARM BUMPER STORAGE-L | 82x40x33/40 | 1995 | 2100 | 2210 | 2315 | 2425 | 2530 | 1565 | 1640 | 1720 |
| 224 APT SOFA NO ARM BUMPER STORAGE-R | 82x40x33/40 | 1995 | 2100 | 2210 | 2315 | 2425 | 2530 | 1565 | 1640 | 1720 |
| 230 DBLE LOUNGE CHAIR RECLINING BACK L-ARM | 41x62x33/40 | 1575 | 1650 | 1730 | 1805 | 1880 | 1960 | 1235 | 1305 | 1375 |
| 231 DBLE LOUNGE CHAIR RECLINING BACK R-ARM | 41x62x33/40 | 1575 | 1650 | 1730 | 1805 | 1880 | 1960 | 1235 | 1305 | 1375 |
| 232 LOUNGE CHAIR RECLINING BACK LEFT ARM | 34x62x33/40 | 1460 | 1530 | 1600 | 1675 | 1745 | 1815 | 1160 | 1205 | 1250 |
| 233 LOUNGE CHAIR RECLINING BACK RIGHT ARM | 34x62x33/40 | 1460 | 1530 | 1600 | 1675 | 1745 | 1815 | 1160 | 1205 | 1250 |
| 234 SECTIONAL APT SOFA BUMPER LEFT | 96x40/44x33/40 | 2310 | 2440 | 2565 | 2695 | 2820 | 2950 | 1685 | 1765 | 1845 |

NICE

FEATURES:

- *Wall hugger power recliners with full footrest (manual n/a).
- Manual adjustable headrest on all items (2 on square corner & stationary on wedge).
- Seat cushions with shaped foam + 1" layer of memory foam on top; arm with memory foam.
- Stitching: Small thread in fabric & large flat thread in leather.
- Lounge chair reclining back items with "Push Back" mechanism; wall clearance 10".
- *Excludes 043 & 163 chairs: Wall clearance 16"

Note: 2 recliner seats separated by a corner can not be opened at the same time. No recliner seats beside #155 Small Square Corner.

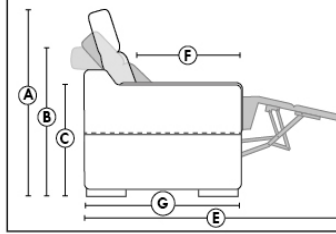
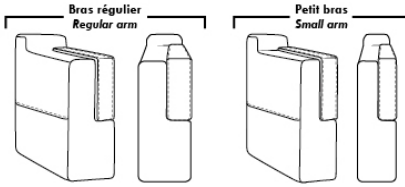
OPTIONS

- Battery Pack: Add \$125/ea.
- Motorized headrest: Add \$125 ea. (Motorized headrest N/A on stationary & lounge chair items).
- Choice of Large or Small 6" Arm: Leg on LARGE arm: LG103 wood or LG189 metal (Black or Chrome). SMALL 6" Arm: LG08 wood or LG196 metal (Black or Chrome). Specify colour.
- Seat Depth: 20" or *22". *22" seat depth N/A on chairs 043 & 163.
- 043 & 163 Chairs: with wood base, add \$165 (specify colour).

ACCESSORIES (Available only on *items 159-160-190)

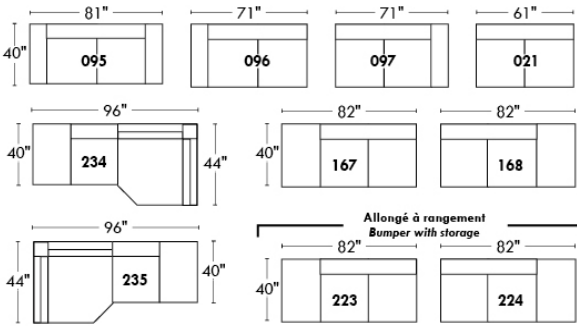
- Metal Cup Holder: \$25 ea. (1 on 160-190 & 2 side by side on 159). Specify colour: Stainless, Black or Antique Gold.
- Accessories: Grommet \$35 ea. | Swivel tray & Wine Glass holder \$20 ea., Tablet holder \$40 & LED Lamp \$50.
- *STORAGE items 159-160-190 with 2 USB/Electric outlets. *Must be used between 2 seats. Pieces are plain (without arm detail) & are not finished on the sides.

| Description | L x D x H | Leather | | | | | | Fabric | | |
|-------------------------------------|----------------|------------|-------------------------------|--|---|----------------------------------|--------------|--------|----------|------|
| | | 10 Pony | 20 Hugo Madras Softy | 30 Empire Fantasy Illusion Tucson Utah Vintage Yukon | 40 Diamond Elegance Princess Santiago Sensation Sunset Trina Victoria | 50 Bull Cassiope Dublin | 60 Caress | A | B COM | C |
| 235 SECTIONAL APT SOFA BUMPER RIGHT | 96x40/44x33/40 | 2310 | 2440 | 2565 | 2695 | 2820 | 2950 | 1685 | 1765 | 1845 |
| CONFIGURATIONS | | | | | | | | | | |
| A CONFIG (169-170) | 82X40X40 | 2960 | 3090 | 3220 | 3360 | 3490 | 3620 | 2430 | 2560 | 2690 |
| B CONFIG (169-171-174) | 113X62X40 | 4080 | 4270 | 4460 | 4660 | 4850 | 5040 | 3300 | 3485 | 3665 |
| C CONFIG (096-055-171-170) | 115X115X40 | 6010 | 6300 | 6590 | 6895 | 7185 | 7475 | 4775 | 5010 | 5240 |
| D CONFIG (169-171-235) | 115X96X40 | 4955 | 5195 | 5430 | 5675 | 5910 | 6150 | 3855 | 4050 | 4245 |
| J CONFIG (041-042) | 68X40X40 | 2810 | 2920 | 3030 | 3140 | 3250 | 3370 | 2330 | 2400 | 2470 |
| K CONFIG (041-071-005) | 92X62X40 | 3815 | 3970 | 4135 | 4290 | 4445 | 4605 | 3120 | 3245 | 3370 |
| L CONFIG (012-055-071-042) | 102X102X40 | 5670 | 5935 | 6205 | 6480 | 6745 | 7015 | 4555 | 4740 | 4915 |
| M CONFIG (041-071-024) | 102X89X40 | 4725 | 4960 | 5205 | 5440 | 5680 | 5920 | 3685 | 3850 | 4010 |

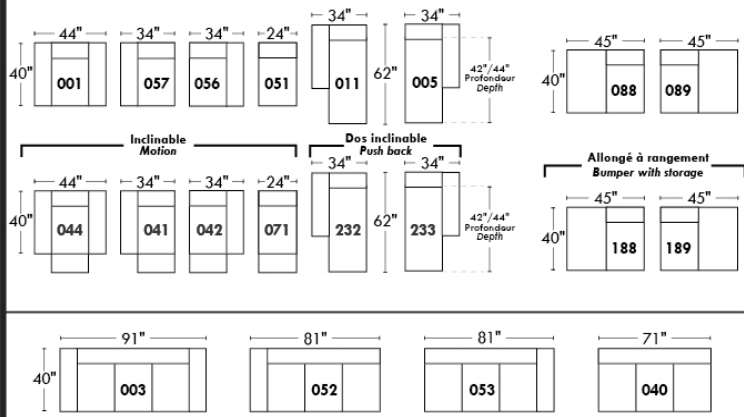
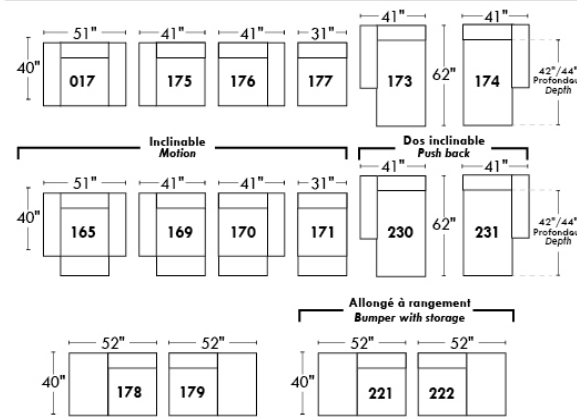
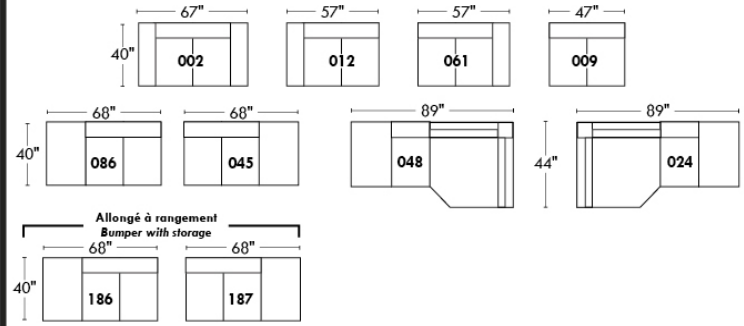


- Appui-tête levé Headrest up
 - Appui-tête baissé Headrest down
 - Complètement incliné Fully reclined
- (A)** Hauteur complète 40" Total Height
(B) Hauteur appui-tête baissé 33" Height headrest down
(C) Hauteur du bras 24,5" Arm Height
(D) Hauteur du siège 19,5" Seat height
(E) Profondeur inclinée 65" Depth fully reclined
(F) Profondeur d'assise 20" ou/ou 22" Seat depth
(G) Profondeur appui-tête monté 36" Depth with headrest up

Siège 30" de large | 30" Seat Width

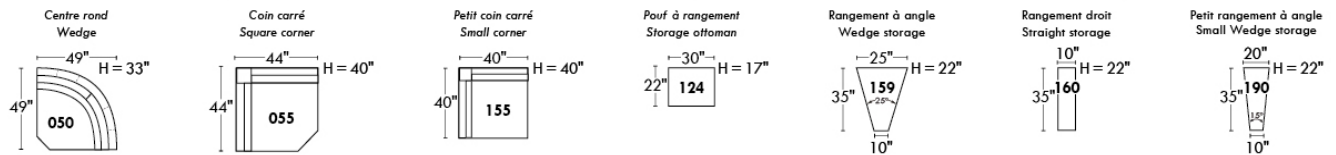
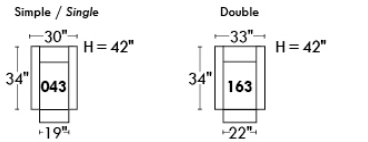


Siège 23" de large | 23" Seat Width

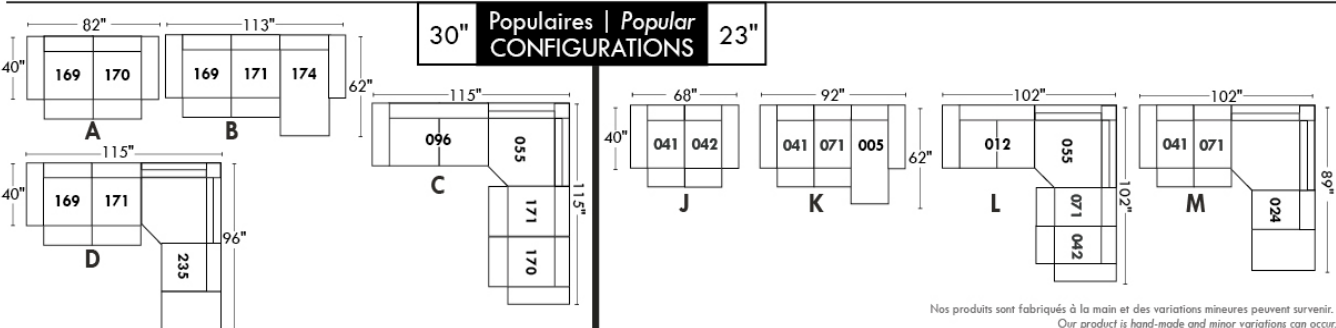


Autres | Others

Fauteuil berçant, pivotant et inclinable
Swivel, rocking motion chair
N'est pas un mécanisme protège-mur / Not a wall hugger mechanism
Dégagement mural: 16" / Wall clearance: 16"



30" Populaires | Popular CONFIGURATIONS 23"



Nos produits sont fabriqués à la main et des variations mineures peuvent survenir. Our product is hand-made and minor variations can occur.

CDN Price List

NICOLAS

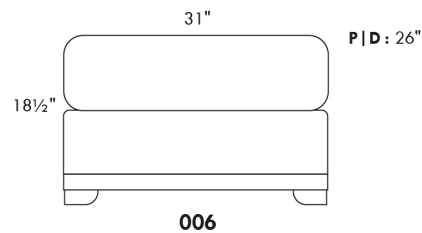
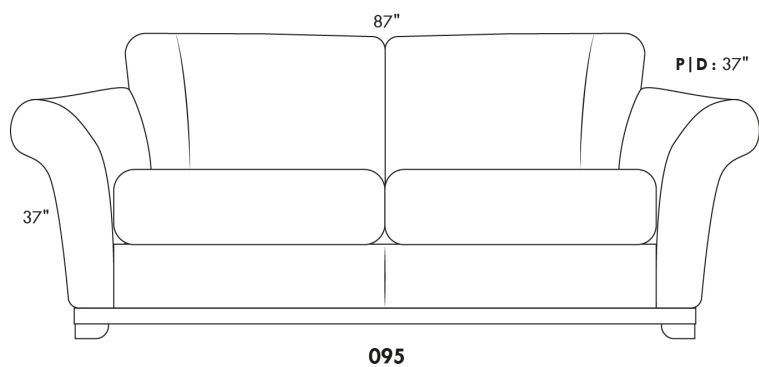
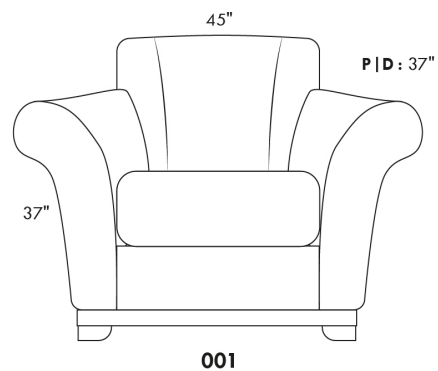
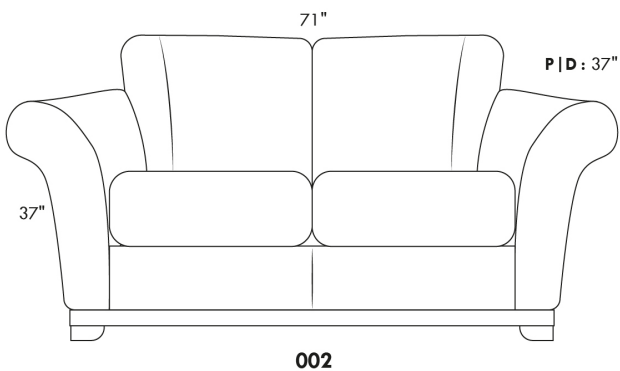
COMBO: Cover #2 on back and seat only.

OPTION: Nails on arms only: Add \$35 per arm.

Specify colour of base.

| Description | L x D x H | Leather | | | | | | Fabric | | |
|--------------------|------------|------------|-------------------------------|--|---|----------------------------------|--------------|--------|----------|------|
| | | 10 Pony | 20 Hugo Madras Softy | 30 Empire Fantasy Illusion Tucson Utah Vintage Yukon | 40 Diamond Elegance Princess Santiago Sensation Sunset Trina Victoria | 50 Bull Cassiope Dublin | 60 Caress | A | B COM | C |
| 001 CHAIR | 45X37X37 | 1230 | 1300 | 1380 | 1465 | 1540 | 1610 | 930 | 980 | 1025 |
| 002 LOVESEAT | 71X37X37 | 1740 | 1835 | 1955 | 2050 | 2155 | 2260 | 1140 | 1210 | 1275 |
| 006 OTTOMAN | 31X26X18.5 | 525 | 545 | 575 | 600 | 640 | 665 | 455 | 470 | 490 |
| 095 APARTMENT SOFA | 87X37X37 | 1965 | 2090 | 2215 | 2340 | 2470 | 2595 | 1290 | 1365 | 1440 |

Hauteur de siège 20" | Hauteur devant bras 28" | Profondeur d'assise 20"
Seat Height 20" | Arm Height 28" | Seat Depth 20"



ODESSA

LEG: LG64 metal or LG35 wood (specify colour). / COMBO: Cover #2 on back only.

1x Removable head-rest included with motion skus 044, 041, 042 and 071.

Extra head-rest on non motion back; add \$125 per head-rest.

Specify REGULAR SEATING 21" or DEEP SEATING 22". The following items ARE NOT AVAILABLE IN DEEP SEATING: skus 018-023-046-050-055-062-063 & ALL MOTION skus 044-041-042 & 071.

OPTIONS:

Upholstery of seat cushions with feathers: Add \$60/seat. *Bumper counts as 1 seat, skus 005-011-062 & 063 count as 2 seats each.

Sofa bed MATTRESS: Regular 4" thick mattress included. OPTIONAL mattresses:

- 4,5" thick mattress with coils and memory foam with gel: add \$100 or

- 5" thick mattress with high density foam and memory foam with gel: add \$150.

Motorized reclining mechanism with TOUCH-SENSOR button add \$125 per mechanism.

WIRELESS (Battery) motorized reclining mechanism add \$250 per mechanism.

N.B.: 2 reclining seats SEPARATED BY a WEDGE or SQUARE CORNER cannot be opened at the same time.

| Description | L x D x H | Leather | | | | | | Fabric | | |
|-------------------------------------|--------------|------------|-------------------------------|---|---|----------------------------------|--------------|--------|----------|------|
| | | 10 Pony | 20 Hugo Madras Softy | 30 Empire Fantasy Illusion Tucson Utah Vintage Yukon | 40 Diamond Elegance Princess Santiago Sensation Sunset Trina Victoria | 50 Bull Cassiope Dublin | 60 Caress | A | B COM | C |
| 001 CHAIR | 40X37X35 | 1045 | 1120 | 1210 | 1290 | 1365 | 1445 | 735 | 770 | 810 |
| 002 LOVESEAT | 63X37X35 | 1500 | 1605 | 1720 | 1825 | 1935 | 2030 | 1005 | 1065 | 1120 |
| 003 SOFA | 86X37X35 | 1855 | 1990 | 2125 | 2260 | 2390 | 2525 | 1295 | 1375 | 1455 |
| 005 LOUNGE CHAIR RIGHT ARM | 31.5X61X35 | 1225 | 1315 | 1405 | 1490 | 1570 | 1650 | 845 | 915 | 980 |
| 006 OTTOMAN | 25.5X25.5X19 | 470 | 515 | 545 | 575 | 610 | 645 | 395 | 405 | 415 |
| 009 ARMLESS LOVESEAT | 46X37X35 | 1160 | 1250 | 1355 | 1460 | 1560 | 1650 | 830 | 885 | 955 |
| 011 LOUNGE CHAIR LEFT ARM | 31.5X61X35 | 1225 | 1315 | 1405 | 1490 | 1570 | 1650 | 845 | 915 | 980 |
| 012 LOVESEAT LEFT ARM | 54.5X37X35 | 1325 | 1420 | 1530 | 1620 | 1730 | 1825 | 910 | 975 | 1030 |
| 018 ANGULAR LOVESEAT LEFT ARM | 68.5X51X35 | 1410 | 1515 | 1620 | 1735 | 1835 | 1950 | 985 | 1045 | 1105 |
| 023 ANGULAR LOVESEAT RIGHT ARM | 68.5X51X35 | 1410 | 1515 | 1620 | 1735 | 1835 | 1950 | 985 | 1045 | 1105 |
| 024 SECTIONAL LOVESEAT BUMPER RIGHT | 80X37X35 | 1545 | 1640 | 1760 | 1865 | 1975 | 2085 | 1030 | 1100 | 1160 |
| 040 ARMLESS SOFA | 69X37X35 | 1530 | 1650 | 1785 | 1935 | 2060 | 2195 | 1105 | 1195 | 1275 |
| 041 RECLINING CHAIR LEFT ARM | 31.5X37X35 | 1190 | 1250 | 1335 | 1410 | 1485 | 1555 | 960 | 1010 | 1070 |
| 042 RECLINING CHAIR RIGHT ARM | 31.5X37X35 | 1190 | 1250 | 1335 | 1410 | 1485 | 1555 | 960 | 1010 | 1070 |
| 044 RECLINER CHAIR | 40X37X35 | 1350 | 1430 | 1510 | 1575 | 1640 | 1730 | 1030 | 1095 | 1140 |
| 045 ARMLESS LOVESEAT BUMPER RIGHT | 66X37X35 | 1345 | 1455 | 1565 | 1670 | 1770 | 1880 | 925 | 990 | 1060 |
| 046 ARMLESS ANGULAR LOVESEAT | 60X51X35 | 1265 | 1365 | 1485 | 1580 | 1695 | 1785 | 895 | 965 | 1020 |
| 048 SECTIONAL LOVESEAT BUMPER LEFT | 80X37X35 | 1545 | 1640 | 1760 | 1865 | 1975 | 2085 | 1030 | 1100 | 1160 |
| 050 WEDGE | 48X48X35 | 1095 | 1165 | 1240 | 1320 | 1385 | 1460 | 825 | 865 | 915 |
| 051 ARMLESS CHAIR | 23X37X35 | 710 | 755 | 810 | 850 | 905 | 955 | 570 | 605 | 640 |
| 052 SOFA LEFT ARM | 77.5X37X35 | 1690 | 1820 | 1960 | 2090 | 2215 | 2345 | 1195 | 1275 | 1355 |
| 053 SOFA RIGHT ARM | 77.5X37X35 | 1690 | 1820 | 1960 | 2090 | 2215 | 2345 | 1195 | 1275 | 1355 |

ODESSA

LEG: LG64 metal or LG35 wood (specify colour). / COMBO: Cover #2 on back only.
1x Removable head-rest included with motion skus 044, 041, 042 and 071.

Extra head-rest on non motion back; add \$125 per head-rest.

Specify REGULAR SEATING 21" or DEEP SEATING 22". The following items ARE NOT AVAILABLE IN DEEP SEATING: skus 018-023-046-050-055-062-063 & ALL MOTION skus 044-041-042 & 071.

OPTIONS:

Upholstery of seat cushions with feathers: Add \$60/seat. *Bumper counts as 1 seat, skus 005-011-062 & 063 count as 2 seats each.

Sofa bed MATTRESS: Regular 4" thick mattress included. OPTIONAL mattresses:

- 4.5" thick mattress with coils and memory foam with gel: add \$100 or

- 5" thick mattress with high density foam and memory foam with gel: add \$150.

Motorized reclining mechanism with TOUCH-SENSOR button add \$125 per mechanism.

WIRELESS (Battery) motorized reclining mechanism add \$250 per mechanism.

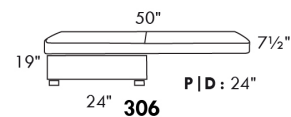
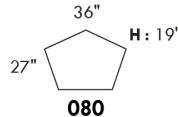
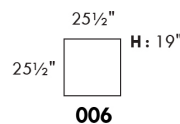
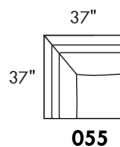
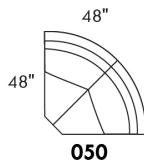
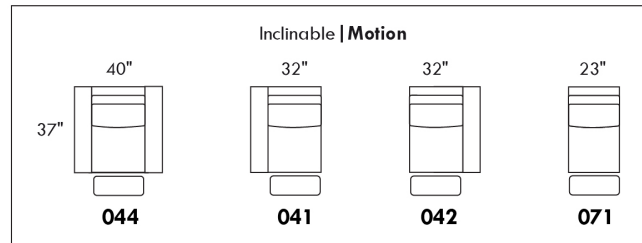
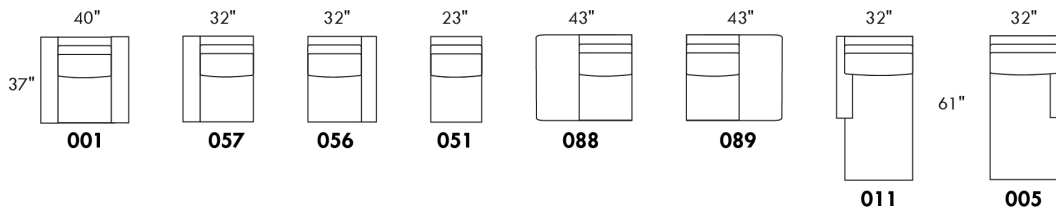
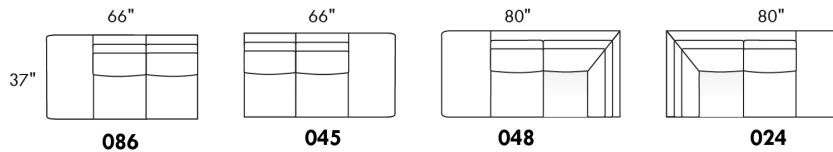
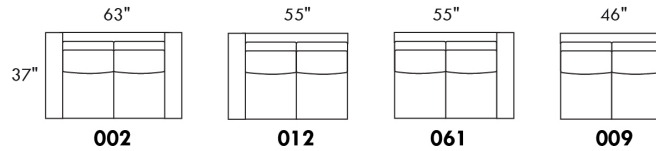
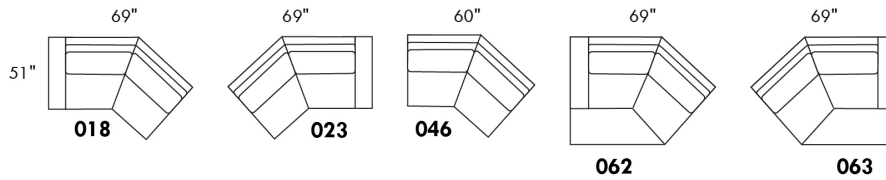
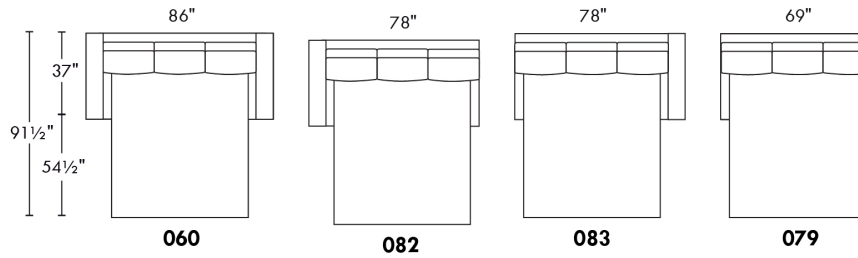
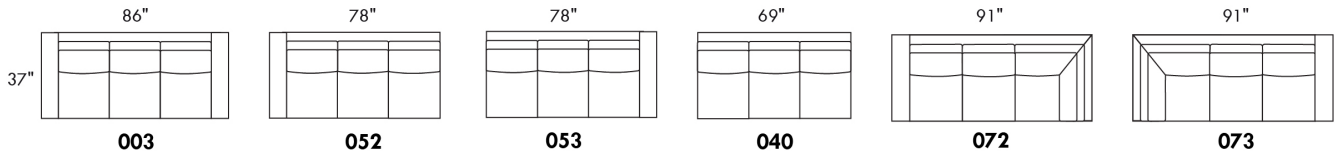
N.B.: 2 reclining seats SEPARATED BY a WEDGE or SQUARE CORNER cannot be opened at the same time.

| Description | L x D x H | Leather | | | | | | Fabric | | |
|----------------------------------|------------|------------|-------------------------------|---|---|----------------------------------|--------------|--------|----------|------|
| | | 10 Pony | 20 Hugo Madras Softy | 30 Empire Fantasy Illusion Tucson Utah Vintage Yukon | 40 Diamond Elegance Princess Santiago Sensation Sunset Trina Victoria | 50 Bull Cassiope Dublin | 60 Caress | A | B COM | C |
| 055 SQUARE CORNER | 37X37X35 | 1055 | 1120 | 1205 | 1275 | 1345 | 1420 | 780 | 835 | 885 |
| 056 CHAIR RIGHT ARM | 31.5X37X35 | 870 | 955 | 1020 | 1100 | 1170 | 1240 | 655 | 695 | 735 |
| 057 CHAIR LEFT ARM | 31.5X37X35 | 870 | 955 | 1020 | 1100 | 1170 | 1240 | 655 | 695 | 735 |
| 060 QUEEN SOFA BED | 86X37X35 | 2145 | 2280 | 2405 | 2545 | 2680 | 2810 | 1575 | 1665 | 1750 |
| 061 LOVESEAT RIGHT ARM | 54.5X37X35 | 1325 | 1420 | 1530 | 1620 | 1730 | 1825 | 910 | 975 | 1030 |
| 062 ANGLE CHAIR LEFT ARM | 68.5X65X35 | 1265 | 1340 | 1430 | 1510 | 1580 | 1665 | 875 | 945 | 985 |
| 063 ANGLE CHAIR RIGHT ARM | 68.5X65X35 | 1265 | 1340 | 1430 | 1510 | 1580 | 1665 | 875 | 945 | 985 |
| 071 ARMLESS RECLINING CHAIR | 23X37X35 | 1015 | 1065 | 1115 | 1165 | 1210 | 1250 | 870 | 910 | 950 |
| 072 SECTIONAL SOFA LEFT ARM | 91X37X35 | 1990 | 2120 | 2260 | 2390 | 2525 | 2645 | 1380 | 1465 | 1555 |
| 073 SECTIONAL SOFA RIGHT ARM | 91X37X35 | 1990 | 2120 | 2260 | 2390 | 2525 | 2645 | 1380 | 1465 | 1555 |
| 079 QUEEN SOFA BED NO ARM | 69X37X35 | 1815 | 1950 | 2085 | 2210 | 2340 | 2480 | 1395 | 1485 | 1565 |
| 080 ANGULAR OTTOMAN | 36X27X19 | 550 | 575 | 610 | 640 | 665 | 695 | 450 | 460 | 475 |
| 082 QUEEN SOFA BED LEFT ARM | 77.5X37X35 | 1965 | 2095 | 2230 | 2360 | 2495 | 2620 | 1490 | 1565 | 1635 |
| 083 QUEEN SOFA BED RIGHT ARM | 77.5X37X35 | 1965 | 2095 | 2230 | 2360 | 2495 | 2620 | 1490 | 1565 | 1635 |
| 086 ARMLESS LOVESEAT BUMPER LEFT | 66X37X35 | 1345 | 1455 | 1565 | 1670 | 1770 | 1880 | 925 | 990 | 1060 |
| 088 ARMLESS CHAIR BUMPER LEFT | 43X37X35 | 895 | 975 | 1060 | 1135 | 1215 | 1295 | 670 | 725 | 775 |
| 089 ARMLESS CHAIR BUMPER RIGHT | 43X37X35 | 895 | 975 | 1060 | 1135 | 1215 | 1295 | 670 | 725 | 775 |
| 306 OTTOMAN WITH LOUNGE CUSHION | 24X24X19 | 565 | 605 | 655 | 695 | 735 | 770 | 455 | 480 | 520 |

ODESSA



Hauteur complète 35" | Hauteur de siège 19" | Hauteur devant bras 25" | Profondeur d'assise 21"/22"
 Total Height 35" | Seat Height 19" | Arm Height 25" | Seat Depth 21"/22"



www.jaymar.ca

Toutes les dimensions indiquées sont au pouce près. Nos produits sont fabriqués à la main et des variations mineures peuvent survenir.
 All dimensions indicated are to the nearest inch. Our product is hand-made and minor variations can occur.

CDN Price List

OPTIMA

GENERIC PRICE LIST - FOR DETAILS - SEE MODEL PRICE LIST

FEATURES:

- *Wall hugger power recliners with full footrest (manual n/a).
- Manual adjustable headrest on all items (2 on square corner & stationary on wedge).
- Seat cushions with shaped foam + 1" layer of memory foam on top; arm with memory foam.
- Stitching: Small thread in fabric & large flat thread in leather.
- Lounge chair reclining back items with "Push Back" mechanism; wall clearance 10".
- *Excludes 043 & 163 chairs: Wall clearance 16"

Note: 2 recliner seats separated by a corner can not be opened at the same time. No recliner seats beside #155 Small Square Corner.

OPTIONS

- Battery Pack: Add \$125/ea.
- Motorized headrest: Add \$125 ea. (Motorized headrest N/A on stationary & lounge chair items).
- Seat Depth: 20" or *22". *22" seat depth N/A on chairs 043 & 163.
- 043 & 163 Chairs: with wood base, add \$165 (specify colour).

ACCESSORIES & LEG CHOICES - See Model price list.

| Description | L x D x H | Leather | | | | | | Fabric | | |
|-------------------------------------|-----------|------------|-------------------------------|---|---|----------------------------------|--------------|--------|----------|------|
| | | 10 Pony | 20 Hugo Madras Softy | 30 Empire Fantasy Illusion Tucson Utah Vintage Yukon | 40 Diamond Elegance Princess Santiago Sensation Sunset Trina Victoria | 50 Bull Cassiope Dublin | 60 Caress | A | B COM | C |
| 001 CHAIR | | 1420 | 1500 | 1580 | 1665 | 1745 | 1825 | 1130 | 1165 | 1195 |
| 002 LOVESEAT | | 2030 | 2125 | 2225 | 2320 | 2415 | 2515 | 1600 | 1665 | 1725 |
| 003 SOFA | | 2450 | 2575 | 2705 | 2830 | 2960 | 3085 | 1935 | 2010 | 2085 |
| 005 LOUNGE CHAIR RIGHT ARM | | 1325 | 1380 | 1440 | 1495 | 1550 | 1605 | 1045 | 1090 | 1135 |
| 009 ARMLESS LOVESEAT | | 1425 | 1485 | 1545 | 1605 | 1670 | 1730 | 1100 | 1165 | 1225 |
| 011 LOUNGE CHAIR LEFT ARM | | 1325 | 1380 | 1440 | 1495 | 1550 | 1605 | 1045 | 1090 | 1135 |
| 012 LOVESEAT LEFT ARM | | 1745 | 1825 | 1905 | 1990 | 2070 | 2150 | 1365 | 1425 | 1480 |
| 017 DOUBLE CHAIR | | 1490 | 1575 | 1665 | 1750 | 1835 | 1925 | 1180 | 1230 | 1280 |
| 021 APARTMENT SOFA NO ARM | | 1605 | 1695 | 1780 | 1865 | 1955 | 2040 | 1235 | 1305 | 1375 |
| 024 SECTIONAL LOVESEAT BUMPER RIGHT | | 2235 | 2370 | 2510 | 2645 | 2785 | 2920 | 1610 | 1695 | 1775 |
| 040 ARMLESS SOFA | | 1840 | 1935 | 2025 | 2115 | 2210 | 2300 | 1435 | 1515 | 1595 |
| 041 RECLINING CHAIR LEFT ARM | | 1405 | 1460 | 1515 | 1570 | 1625 | 1685 | 1165 | 1200 | 1235 |
| 042 RECLINING CHAIR RIGHT ARM | | 1405 | 1460 | 1515 | 1570 | 1625 | 1685 | 1165 | 1200 | 1235 |
| 043 SWIVEL ROCKING RECLINING CHAIR | | 1665 | 1755 | 1845 | 1940 | 2030 | 2120 | 1365 | 1405 | 1440 |
| 044 RECLINER CHAIR | | 1695 | 1765 | 1835 | 1905 | 1980 | 2050 | 1405 | 1435 | 1465 |
| 045 ARMLESS LOVESEAT BUMPER RIGHT | | 1695 | 1770 | 1845 | 1925 | 2000 | 2075 | 1315 | 1370 | 1430 |
| 048 SECTIONAL LOVESEAT BUMPER LEFT | | 2235 | 2370 | 2510 | 2645 | 2785 | 2920 | 1610 | 1695 | 1775 |
| 050 WEDGE | | 1240 | 1320 | 1405 | 1485 | 1565 | 1645 | 895 | 940 | 985 |

CDN Price List

OPTIMA

GENERIC PRICE LIST - FOR DETAILS - SEE MODEL PRICE LIST

FEATURES:

- *Wall hugger power recliners with full footrest (manual n/a).
- Manual adjustable headrest on all items (2 on square corner & stationary on wedge).
- Seat cushions with shaped foam + 1" layer of memory foam on top; arm with memory foam.
- Stitching: Small thread in fabric & large flat thread in leather.
- Lounge chair reclining back items with "Push Back" mechanism; wall clearance 10".
- *Excludes 043 & 163 chairs: Wall clearance 16"

Note: 2 recliner seats separated by a corner can not be opened at the same time. No recliner seats beside #155 Small Square Corner.

OPTIONS

- Battery Pack: Add \$125/ea.
- Motorized headrest: Add \$125 ea. (Motorized headrest N/A on stationary & lounge chair items).
- Seat Depth: 20" or *22". *22" seat depth N/A on chairs 043 & 163.
- 043 & 163 Chairs: with wood base, add \$165 (specify colour).

ACCESSORIES & LEG CHOICES - See Model price list.

| Description | L x D x H | Leather | | | | | | Fabric | | |
|----------------------------------|-----------|------------|-------------------------------|---|---|----------------------------------|--------------|--------|----------|------|
| | | 10 Pony | 20 Hugo Madras Softy | 30 Empire Fantasy Illusion Tucson Utah Vintage Yukon | 40 Diamond Elegance Princess Santiago Sensation Sunset Trina Victoria | 50 Bull Cassiope Dublin | 60 Caress | A | B COM | C |
| 051 ARMLESS CHAIR | | 815 | 855 | 900 | 940 | 980 | 1020 | 625 | 670 | 710 |
| 052 SOFA LEFT ARM | | 2160 | 2265 | 2365 | 2470 | 2570 | 2670 | 1695 | 1770 | 1845 |
| 053 SOFA RIGHT ARM | | 2160 | 2265 | 2365 | 2470 | 2570 | 2670 | 1695 | 1770 | 1845 |
| 055 SQUARE CORNER | | 1435 | 1520 | 1605 | 1695 | 1780 | 1865 | 1115 | 1160 | 1200 |
| 056 CHAIR RIGHT ARM | | 1135 | 1190 | 1240 | 1290 | 1340 | 1390 | 885 | 930 | 970 |
| 057 CHAIR LEFT ARM | | 1135 | 1190 | 1240 | 1290 | 1340 | 1390 | 885 | 930 | 970 |
| 061 LOVESEAT RIGHT ARM | | 1745 | 1825 | 1905 | 1990 | 2070 | 2150 | 1365 | 1425 | 1480 |
| 071 ARMLESS RECLINING CHAIR | | 1085 | 1130 | 1180 | 1225 | 1270 | 1315 | 910 | 955 | 1000 |
| 086 ARMLESS LOVESEAT BUMPER LEFT | | 1695 | 1770 | 1845 | 1925 | 2000 | 2075 | 1315 | 1370 | 1430 |
| 088 ARMLESS CHAIR BUMPER LEFT | | 1080 | 1155 | 1225 | 1295 | 1365 | 1440 | 830 | 865 | 905 |
| 089 ARMLESS CHAIR BUMPER RIGHT | | 1080 | 1155 | 1225 | 1295 | 1365 | 1440 | 830 | 865 | 905 |
| 095 APARTMENT SOFA | | 2210 | 2330 | 2455 | 2575 | 2700 | 2820 | 1735 | 1810 | 1885 |
| 096 APARTMENT SOFA LEFT ARM | | 1930 | 2025 | 2120 | 2220 | 2315 | 2410 | 1490 | 1565 | 1640 |
| 097 APARTMENT SOFA RIGHT ARM | | 1930 | 2025 | 2120 | 2220 | 2315 | 2410 | 1490 | 1565 | 1640 |
| 124 STORAGE OTTOMAN | | 560 | 580 | 600 | 620 | 645 | 665 | 480 | 500 | 520 |
| 155 SMALL SQUARE CORNER | | 1435 | 1520 | 1605 | 1695 | 1780 | 1865 | 1115 | 1160 | 1200 |
| 159 WEDGE STORAGE | | 560 | 585 | 610 | 640 | 665 | 690 | 430 | 440 | 450 |
| 160 STRAIGHT STORAGE | | 540 | 565 | 590 | 615 | 645 | 670 | 410 | 420 | 430 |

CDN Price List

OPTIMA

GENERIC PRICE LIST - FOR DETAILS - SEE MODEL PRICE LIST

FEATURES:

- *Wall hugger power recliners with full footrest (manual n/a).
- Manual adjustable headrest on all items (2 on square corner & stationary on wedge).
- Seat cushions with shaped foam + 1" layer of memory foam on top; arm with memory foam.
- Stitching: Small thread in fabric & large flat thread in leather.
- Lounge chair reclining back items with "Push Back" mechanism; wall clearance 10".
- *Excludes 043 & 163 chairs: Wall clearance 16"

Note: 2 recliner seats separated by a corner can not be opened at the same time. No recliner seats beside #155 Small Square Corner.

OPTIONS

- Battery Pack: Add \$125/ea.
- Motorized headrest: Add \$125 ea. (Motorized headrest N/A on stationary & lounge chair items).
- Seat Depth: 20" or *22". *22" seat depth N/A on chairs 043 & 163.
- 043 & 163 Chairs: with wood base, add \$165 (specify colour).

ACCESSORIES & LEG CHOICES - See Model price list.

| Description | L x D x H | Leather | | | | | | Fabric | | |
|--|-----------|------------|-------------------------------|---|---|----------------------------------|--------------|--------|----------|------|
| | | 10 Pony | 20 Hugo Madras Softy | 30 Empire Fantasy Illusion Tucson Utah Vintage Yukon | 40 Diamond Elegance Princess Santiago Sensation Sunset Trina Victoria | 50 Bull Cassiope Dublin | 60 Caress | A | B COM | C |
| 163 DBL SWIVEL ROCKING RECLINER CHAIR | | 1705 | 1800 | 1895 | 1995 | 2090 | 2190 | 1370 | 1410 | 1445 |
| 165 DOUBLE RECLINING CHAIR | | 1765 | 1850 | 1940 | 2025 | 2110 | 2200 | 1460 | 1515 | 1570 |
| 167 APARTMENT SOFA NO ARM BUMPER LEFT | | 1875 | 1980 | 2080 | 2185 | 2285 | 2385 | 1445 | 1520 | 1595 |
| 168 APARTMENT SOFA NO ARM BUMPER RIGHT | | 1875 | 1980 | 2080 | 2185 | 2285 | 2385 | 1445 | 1520 | 1595 |
| 169 DOUBLE RECLINING CHAIR LEFT ARM | | 1480 | 1545 | 1610 | 1680 | 1745 | 1810 | 1215 | 1280 | 1345 |
| 170 DOUBLE RECLINING CHAIR RIGHT ARM | | 1480 | 1545 | 1610 | 1680 | 1745 | 1810 | 1215 | 1280 | 1345 |
| 171 ARMLESS DOUBLE RECLINING CHAIR | | 1165 | 1210 | 1255 | 1300 | 1345 | 1390 | 955 | 1005 | 1055 |
| 173 DOUBLE LOUNGE CHAIR LEFT ARM | | 1435 | 1515 | 1595 | 1680 | 1760 | 1840 | 1130 | 1200 | 1265 |
| 174 DOUBLE LOUNGE CHAIR RIGHT ARM | | 1435 | 1515 | 1595 | 1680 | 1760 | 1840 | 1130 | 1200 | 1265 |
| 175 DOUBLE CHAIR LEFT ARM | | 1200 | 1270 | 1340 | 1415 | 1485 | 1555 | 945 | 1000 | 1055 |
| 176 DOUBLE CHAIR RIGHT ARM | | 1200 | 1270 | 1340 | 1415 | 1485 | 1555 | 945 | 1000 | 1055 |
| 177 ARMLESS DOUBLE CHAIR | | 895 | 945 | 995 | 1045 | 1095 | 1150 | 680 | 725 | 770 |
| 178 ARMLESS DOUBLE CHAIR BUMPER LEFT | | 1160 | 1230 | 1300 | 1370 | 1445 | 1515 | 910 | 955 | 1000 |
| 179 ARMLESS DOUBLE CHAIR BUMPER RIGHT | | 1160 | 1230 | 1300 | 1370 | 1445 | 1515 | 910 | 955 | 1000 |
| 186 ARMLESS LOVESEAT BUMPER STORAGE-L | | 1815 | 1890 | 1970 | 2045 | 2120 | 2200 | 1435 | 1495 | 1555 |
| 187 ARMLESS LOVESEAT BUMPER STORAGE-R | | 1815 | 1890 | 1970 | 2045 | 2120 | 2200 | 1435 | 1495 | 1555 |
| 188 ARMLESS CHAIR BUMPER STORAGE-L | | 1205 | 1275 | 1345 | 1420 | 1490 | 1560 | 955 | 985 | 1015 |
| 189 ARMLESS CHAIR BUMPER STORAGE-R | | 1205 | 1275 | 1345 | 1420 | 1490 | 1560 | 955 | 985 | 1015 |

CDN Price List

OPTIMA

GENERIC PRICE LIST - FOR DETAILS - SEE MODEL PRICE LIST

FEATURES:

- *Wall hugger power recliners with full footrest (manual n/a).
- Manual adjustable headrest on all items (2 on square corner & stationary on wedge).
- Seat cushions with shaped foam + 1" layer of memory foam on top; arm with memory foam.
- Stitching: Small thread in fabric & large flat thread in leather.
- Lounge chair reclining back items with "Push Back" mechanism; wall clearance 10".
- *Excludes 043 & 163 chairs: Wall clearance 16"

Note: 2 recliner seats separated by a corner can not be opened at the same time. No recliner seats beside #155 Small Square Corner.

OPTIONS

- Battery Pack: Add \$125/ea.
- Motorized headrest: Add \$125 ea. (Motorized headrest N/A on stationary & lounge chair items).
- Seat Depth: 20" or *22". *22" seat depth N/A on chairs 043 & 163.
- 043 & 163 Chairs: with wood base, add \$165 (specify colour).

ACCESSORIES & LEG CHOICES - See Model price list.

| Description | L x D x H | Leather | | | | | | Fabric | | |
|--|-----------|------------|-------------------------------|---|---|----------------------------------|--------------|--------|----------|------|
| | | 10 Pony | 20 Hugo Madras Softy | 30 Empire Fantasy Illusion Tucson Utah Vintage Yukon | 40 Diamond Elegance Princess Santiago Sensation Sunset Trina Victoria | 50 Bull Cassiope Dublin | 60 Caress | A | B COM | C |
| 190 SMALL WEDGE STORAGE | | 540 | 565 | 590 | 615 | 645 | 670 | 410 | 420 | 430 |
| 221 ARMLESS DBL CHAIR BUMPER STORAGE-L | | 1280 | 1350 | 1425 | 1495 | 1565 | 1635 | 1025 | 1075 | 1125 |
| 222 ARMLESS DBL CHAIR BUMPER STORAGE-R | | 1280 | 1350 | 1425 | 1495 | 1565 | 1635 | 1025 | 1075 | 1125 |
| 223 APT SOFA NO ARM BUMPER STORAGE-L | | 1995 | 2100 | 2210 | 2315 | 2425 | 2530 | 1565 | 1640 | 1720 |
| 224 APT SOFA NO ARM BUMPER STORAGE-R | | 1995 | 2100 | 2210 | 2315 | 2425 | 2530 | 1565 | 1640 | 1720 |
| 230 DBLE LOUNGE CHAIR RECLINING BACK L-ARM | | 1575 | 1650 | 1730 | 1805 | 1880 | 1960 | 1235 | 1305 | 1375 |
| 231 DBLE LOUNGE CHAIR RECLINING BACK R-ARM | | 1575 | 1650 | 1730 | 1805 | 1880 | 1960 | 1235 | 1305 | 1375 |
| 232 LOUNGE CHAIR RECLINING BACK LEFT ARM | | 1460 | 1530 | 1600 | 1675 | 1745 | 1815 | 1160 | 1205 | 1250 |
| 233 LOUNGE CHAIR RECLINING BACK RIGHT ARM | | 1460 | 1530 | 1600 | 1675 | 1745 | 1815 | 1160 | 1205 | 1250 |
| 234 SECTIONAL APT SOFA BUMPER LEFT | | 2310 | 2440 | 2565 | 2695 | 2820 | 2950 | 1685 | 1765 | 1845 |
| 235 SECTIONAL APT SOFA BUMPER RIGHT | | 2310 | 2440 | 2565 | 2695 | 2820 | 2950 | 1685 | 1765 | 1845 |
| CONFIGURATIONS | | | | | | | | | | |
| A CONFIG (169-170) | | 2960 | 3090 | 3220 | 3360 | 3490 | 3620 | 2430 | 2560 | 2690 |
| B-1 CONFIG (169-171-174) | | 4080 | 4270 | 4460 | 4660 | 4850 | 5040 | 3300 | 3485 | 3665 |
| B-2 CONFIG (173-171-170) | | 4080 | 4270 | 4460 | 4660 | 4850 | 5040 | 3300 | 3485 | 3665 |
| C-1 CONFIG (096-055-171-170) | | 6010 | 6300 | 6590 | 6895 | 7185 | 7475 | 4775 | 5010 | 5240 |
| C-2 CONFIG (169-171-055-097) | | 6010 | 6300 | 6590 | 6895 | 7185 | 7475 | 4775 | 5010 | 5240 |
| D-1 CONFIG (169-171-235) | | 4955 | 5195 | 5430 | 5675 | 5910 | 6150 | 3855 | 4050 | 4245 |
| D-2 CONFIG (234-171-170) | | 4955 | 5195 | 5430 | 5675 | 5910 | 6150 | 3855 | 4050 | 4245 |

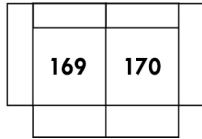
CDN Price List

OPTIMA

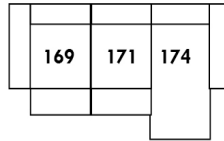
| Description | L x D x H | Leather | | | | | | Fabric | | |
|--------------------------------|-----------|------------|-------------------------------|--|---|----------------------------------|--------------|--------|----------|------|
| | | 10 Pony | 20 Hugo Madras Softy | 30 Empire Fantasy Illusion Tucson Utah Vintage Yukon | 40 Diamond Elegance Princess Santiago Sensation Sunset Trina Victoria | 50 Bull Cassiope Dublin | 60 Caress | A | B COM | C |
| E-1 CONFIG (173-177-235) | | 4640 | 4900 | 5155 | 5420 | 5675 | 5940 | 3495 | 3690 | 3880 |
| E-2 CONFIG (234-177-174) | | 4640 | 4900 | 5155 | 5420 | 5675 | 5940 | 3495 | 3690 | 3880 |
| F CONFIG (169-177-155-177-170) | | 6185 | 6500 | 6815 | 7145 | 7460 | 7785 | 4905 | 5170 | 5430 |
| G CONFIG (169-159-170) | | 3520 | 3675 | 3830 | 4000 | 4155 | 4310 | 2860 | 3000 | 3140 |
| H CONFIG (169-159-171-159-170) | | 5245 | 5470 | 5695 | 5940 | 6165 | 6390 | 4245 | 4445 | 4645 |
| I CONFIG (169-160-171-160-170) | | 5205 | 5430 | 5655 | 5890 | 6125 | 6350 | 4205 | 4405 | 4605 |
| J CONFIG (041-042) | | 2810 | 2920 | 3030 | 3140 | 3250 | 3370 | 2330 | 2400 | 2470 |
| K-1 CONFIG (041-071-005) | | 3815 | 3970 | 4135 | 4290 | 4445 | 4605 | 3120 | 3245 | 3370 |
| K-2 CONFIG (011-071-042) | | 3815 | 3970 | 4135 | 4290 | 4445 | 4605 | 3120 | 3245 | 3370 |
| L-1 CONFIG (012-055-071-042) | | 5670 | 5935 | 6205 | 6480 | 6745 | 7015 | 4555 | 4740 | 4915 |
| L-2 CONFIG (041-071-055-061) | | 5670 | 5935 | 6205 | 6480 | 6745 | 7015 | 4555 | 4740 | 4915 |
| M-1 CONFIG (041-071-024) | | 4725 | 4960 | 5205 | 5440 | 5680 | 5920 | 3685 | 3850 | 4010 |
| M-2 CONFIG (048-071-042) | | 4725 | 4960 | 5205 | 5440 | 5680 | 5920 | 3685 | 3850 | 4010 |
| N-1 CONFIG (011-051-024) | | 4375 | 4605 | 4850 | 5080 | 5315 | 5545 | 3280 | 3455 | 3620 |
| N-2 CONFIG (048-051-005) | | 4375 | 4605 | 4850 | 5080 | 5315 | 5545 | 3280 | 3455 | 3620 |
| O CONFIG (041-051-155-051-042) | | 5875 | 6150 | 6435 | 6715 | 6990 | 7275 | 4695 | 4900 | 5090 |
| P CONFIG (041-159-042) | | 3370 | 3505 | 3640 | 3780 | 3915 | 4060 | 2760 | 2840 | 2920 |
| Q CONFIG (041-159-071-159-042) | | 5015 | 5220 | 5430 | 5645 | 5850 | 6065 | 4100 | 4235 | 4370 |
| R CONFIG (041-160-071-160-042) | | 4975 | 5180 | 5390 | 5595 | 5810 | 6025 | 4060 | 4195 | 4330 |

30" Seat Width | Siège 30" de large

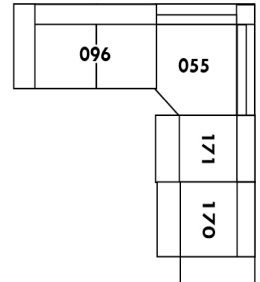
A



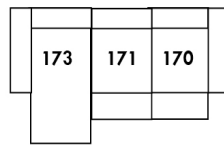
B-1



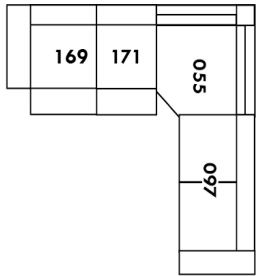
C-1



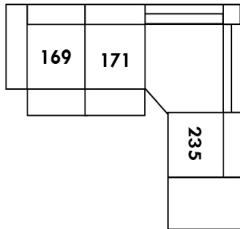
B-2



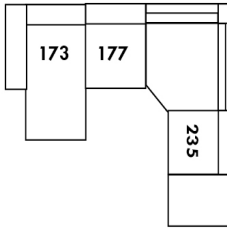
C-2



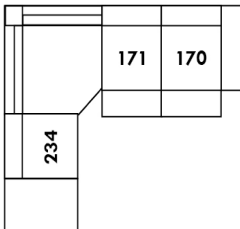
D-1



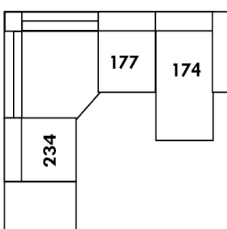
E-1



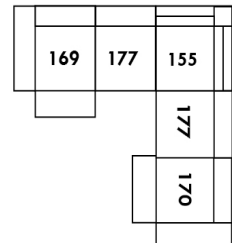
D-2



E-2

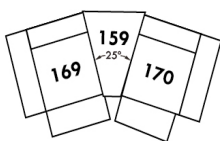


F

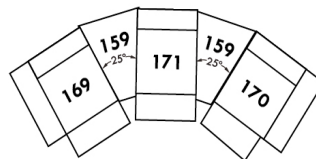


Home Theatre CONFIGURATIONS Cinéma maison

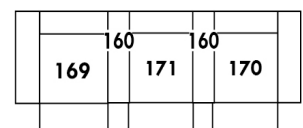
G



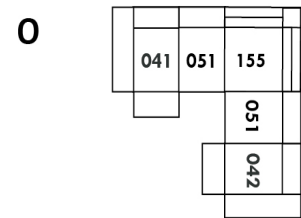
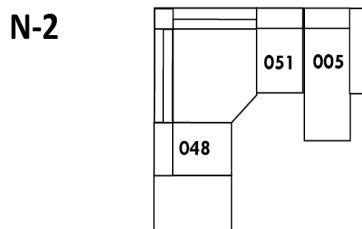
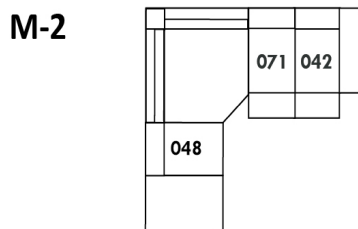
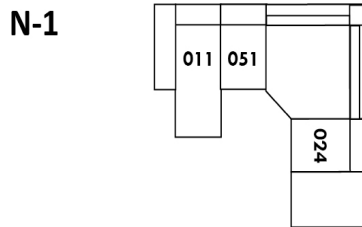
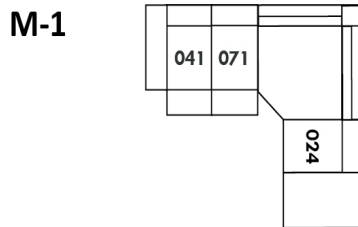
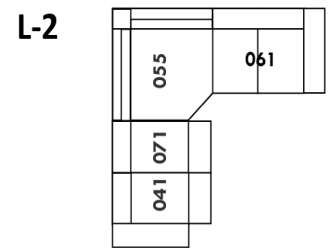
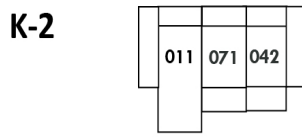
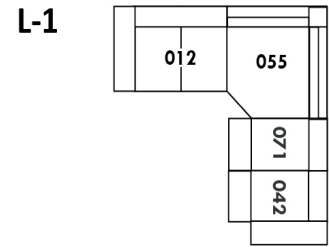
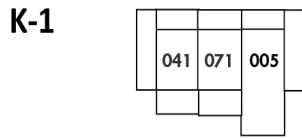
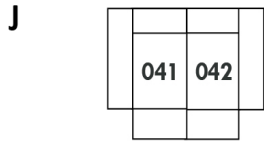
H



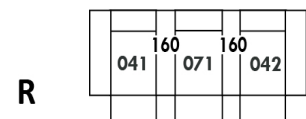
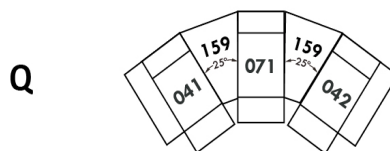
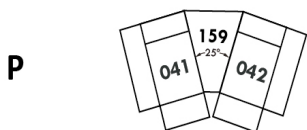
I



23" Seat Width | Siège 23" de large



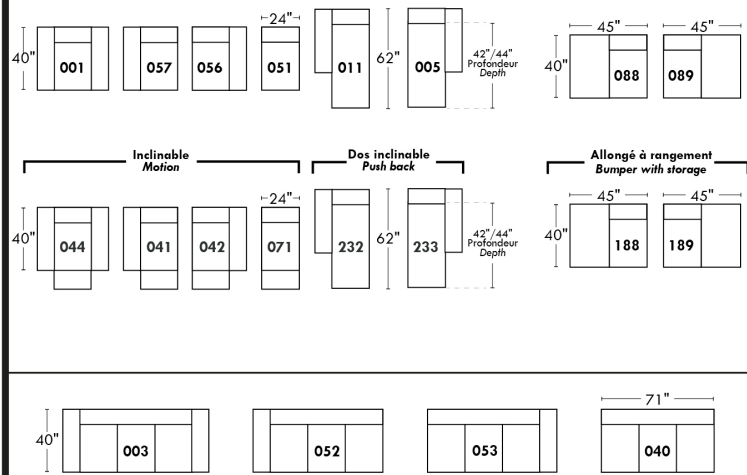
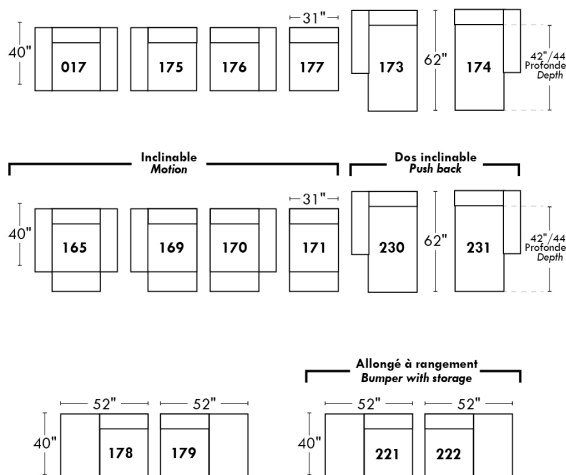
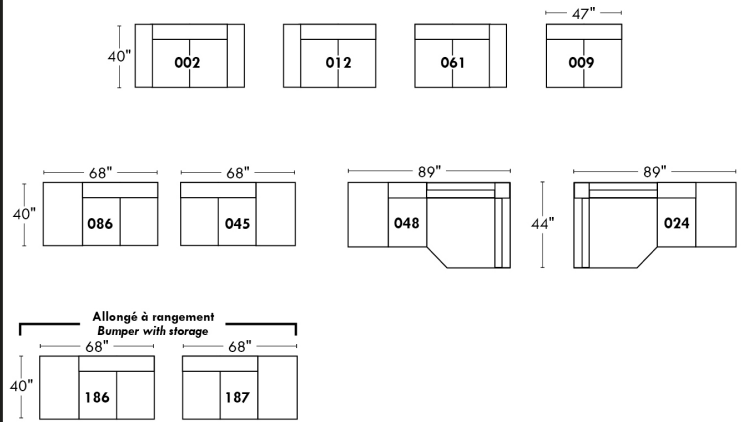
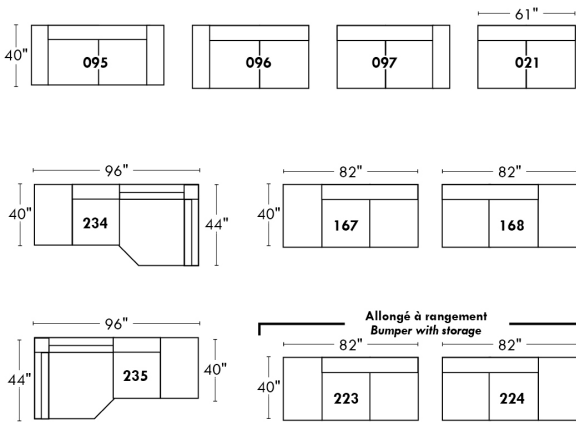
Home Theatre CONFIGURATIONS Cinéma maison



OPTIMA

Siège 30" de large | 30" Seat Width

Siège 23" de large | 23" Seat Width



Autres | Others

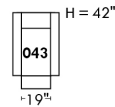
Fauteuil berçant, pivotant et inclinable

N'est pas un mécanisme protège-mur
Dégagement mural: 16"

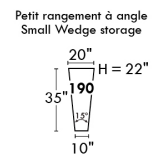
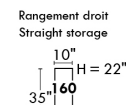
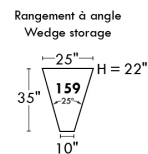
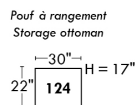
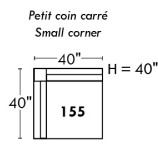
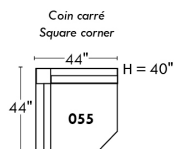
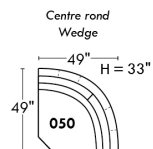
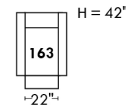
Swivel, rocking motion chair

Not a wall hugger mechanism
Wall clearance: 16"

Simple / Single



Double



Nos produits sont fabriqués à la main et des variations mineures peuvent survenir.
Our product is hand-made and minor variations can occur.

CDN Price List

ORLEANS

Specify colour of legs LG3 or LG4, BEECH finish not available for legs LG3.

COMBO: Cover #2 on back and seat.

FABRIC: There is no stitching on back and seat cushions.

OPTION PIPING CRESTWOOD ON ARMS ONLY: Add \$80; Colour: Chestnut, Taupe or Sand.

LEATHER OPTION: No upcharge for same colour piping.

Upcharge of \$50 for contrast piping per piece.

2x PL.22 included if cover is leather and 2x PL.23 included if cover is fabric for types 095, 002 and 017.

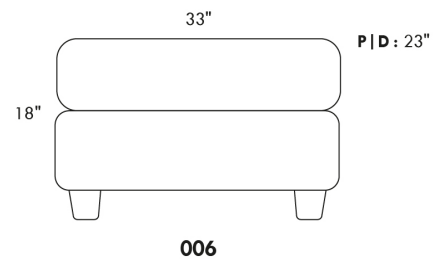
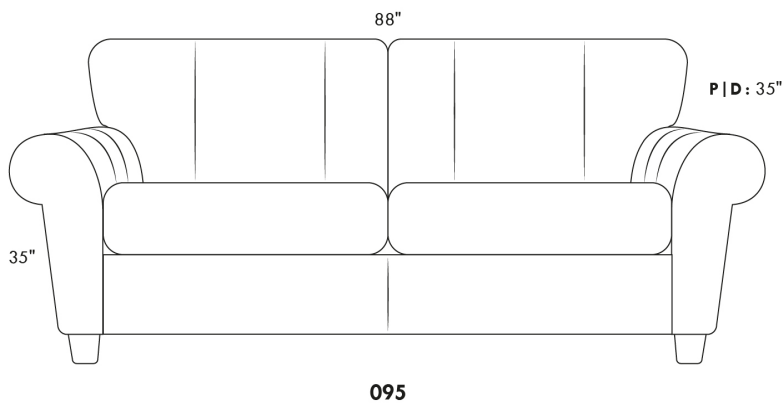
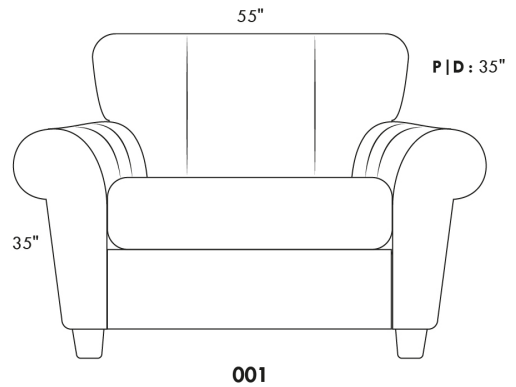
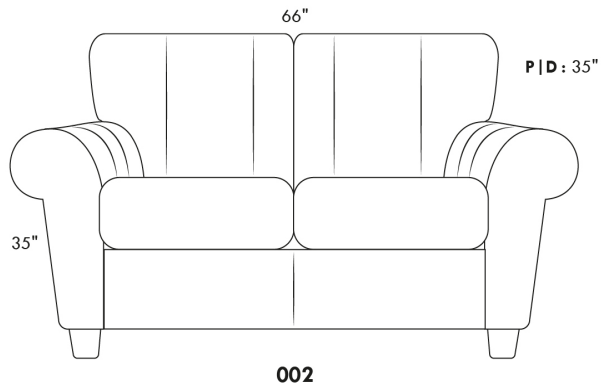
The upholstery of this style contains feathers.

| Description | L x D x H | Leather | | | | | | Fabric | | |
|--------------------|-----------|------------|-------------------------------|--|---|----------------------------------|--------------|--------|----------|------|
| | | 10 Pony | 20 Hugo Madras Softy | 30 Empire Fantasy Illusion Tucson Utah Vintage Yukon | 40 Diamond Elegance Princess Santiago Sensation Sunset Trina Victoria | 50 Bull Cassiope Dublin | 60 Caress | A | B COM | C |
| 002 LOVESEAT | 66X35X35 | 1805 | 1895 | 2005 | 2105 | 2205 | 2305 | 1120 | 1190 | 1240 |
| 006 OTTOMAN | 33X23X18 | 550 | 575 | 610 | 640 | 665 | 695 | 410 | 420 | 435 |
| 017 DOUBLE CHAIR | 55X35X35 | 1345 | 1430 | 1515 | 1595 | 1670 | 1750 | 965 | 1005 | 1055 |
| 095 APARTMENT SOFA | 88X35X35 | 1960 | 2085 | 2210 | 2335 | 2460 | 2590 | 1285 | 1350 | 1430 |

ORLEANS



Hauteur de siège 21" | Hauteur devant bras 26" | Profondeur d'assise 20"
Seat Height 21" | Arm Height 26" | Seat Depth 20"



www.jaymar.ca

Toutes les dimensions indiquées sont au pouce près. Nos produits sont fabriqués à la main et des variations mineures peuvent survenir.
All dimensions indicated are to the nearest inch. Our product is hand-made and minor variations can occur.

CDN Price List

PARIS

FEATURES: Modern style with tufted headrest & base. Decorative metal bar on outside arm. Manual headrest adjustable to 1 position.
SPECS: Seat Depth: 23". Arm Height: 21". Seat Height: 16,5".

LEG: LG103 wood (specify colour).

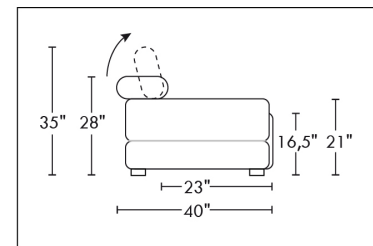
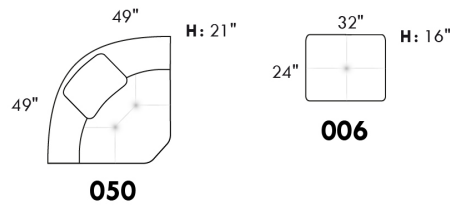
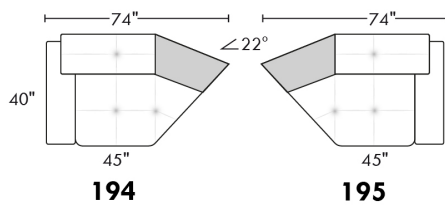
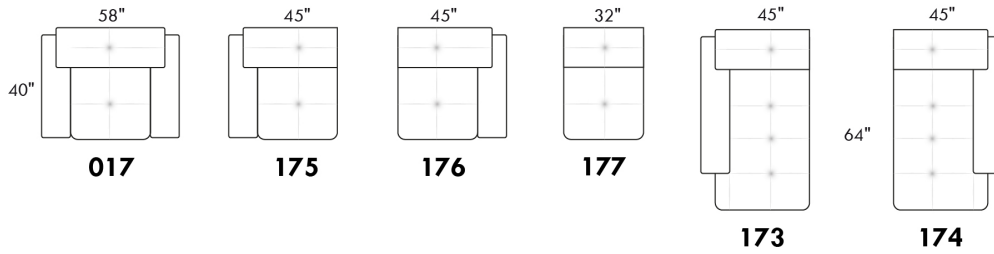
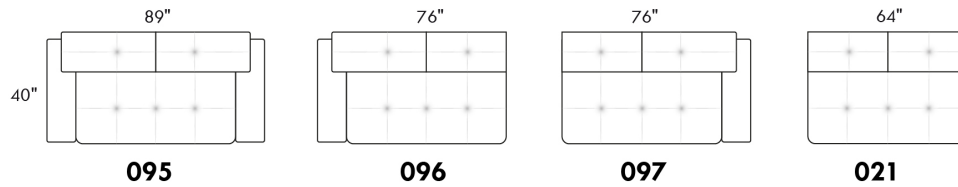
ITEMS #194 & #195 Double Angle Chair: Specify colour of wood insert.

| Description | L x D x H | Leather | | | | | | Fabric | | |
|-----------------------------------|---------------|------------|-------------------------------|--|---|----------------------------------|--------------|--------|----------|------|
| | | 10 Pony | 20 Hugo Madras Softy | 30 Empire Fantasy Illusion Tucson Utah Vintage Yukon | 40 Diamond Elegance Princess Santiago Sensation Sunset Trina Victoria | 50 Bull Cassiope Dublin | 60 Caress | A | B COM | C |
| 006 OTTOMAN | 32x24x16 | 580 | 640 | 690 | 745 | 795 | 845 | 480 | 495 | 510 |
| 017 DOUBLE CHAIR | 58x40x28/35 | 1625 | 1755 | 1880 | 2010 | 2135 | 2265 | 1275 | 1330 | 1385 |
| 021 APARTMENT SOFA NO ARM | 64x40x28/35 | 1855 | 1965 | 2070 | 2175 | 2280 | 2385 | 1485 | 1550 | 1610 |
| 050 WEDGE | 49x49x21 | 1275 | 1375 | 1485 | 1590 | 1700 | 1805 | 1010 | 1060 | 1110 |
| 095 APARTMENT SOFA | 89x40x28/35 | 2555 | 2740 | 2915 | 3095 | 3280 | 3460 | 2015 | 2090 | 2160 |
| 096 APARTMENT SOFA LEFT ARM | 76x40x28/35 | 2210 | 2350 | 2495 | 2635 | 2780 | 2920 | 1750 | 1820 | 1885 |
| 097 APARTMENT SOFA RIGHT ARM | 76x40x28/35 | 2210 | 2350 | 2495 | 2635 | 2780 | 2920 | 1750 | 1820 | 1885 |
| 173 DOUBLE LOUNGE CHAIR LEFT ARM | 45x64x28/35 | 1965 | 2110 | 2260 | 2405 | 2555 | 2705 | 1540 | 1610 | 1690 |
| 174 DOUBLE LOUNGE CHAIR RIGHT ARM | 45x64x28/35 | 1965 | 2110 | 2260 | 2405 | 2555 | 2705 | 1540 | 1610 | 1690 |
| 175 DOUBLE CHAIR LEFT ARM | 45x40x28/35 | 1280 | 1365 | 1460 | 1550 | 1635 | 1730 | 1010 | 1060 | 1110 |
| 176 DOUBLE CHAIR RIGHT ARM | 45x40x28/35 | 1280 | 1365 | 1460 | 1550 | 1635 | 1730 | 1010 | 1060 | 1110 |
| 177 ARMLESS DOUBLE CHAIR | 32x40x28/35 | 930 | 980 | 1035 | 1085 | 1140 | 1195 | 745 | 790 | 835 |
| 194 DBL ANGLE CHAIR L-ARM | 74x40x28/35 | 1485 | 1590 | 1700 | 1805 | 1905 | 2015 | 1220 | 1285 | 1345 |
| 195 DBL ANGLE CHAIR R-ARM | 74x40x28/35 | 1485 | 1590 | 1700 | 1805 | 1905 | 2015 | 1220 | 1285 | 1345 |
| CONFIGURATIONS | | | | | | | | | | |
| A CONFIG (175-177-176) | 122X40X28/35 | 3490 | 3710 | 3955 | 4185 | 4410 | 4655 | 2765 | 2910 | 3055 |
| B CONFIG (194-097) | 136X72X28/35 | 3695 | 3940 | 4195 | 4440 | 4685 | 4935 | 2970 | 3105 | 3230 |
| C CONFIG (096-174) | 121X64X28/35 | 4175 | 4460 | 4755 | 5040 | 5335 | 5625 | 3290 | 3430 | 3575 |
| D CONFIG (173-021-195) | 169X72X28/35 | 5305 | 5665 | 6030 | 6385 | 6740 | 7105 | 4245 | 4445 | 4645 |
| E CONFIG (096-050-097) | 125X125X28/35 | 5695 | 6075 | 6475 | 6860 | 7260 | 7645 | 4510 | 4700 | 4880 |

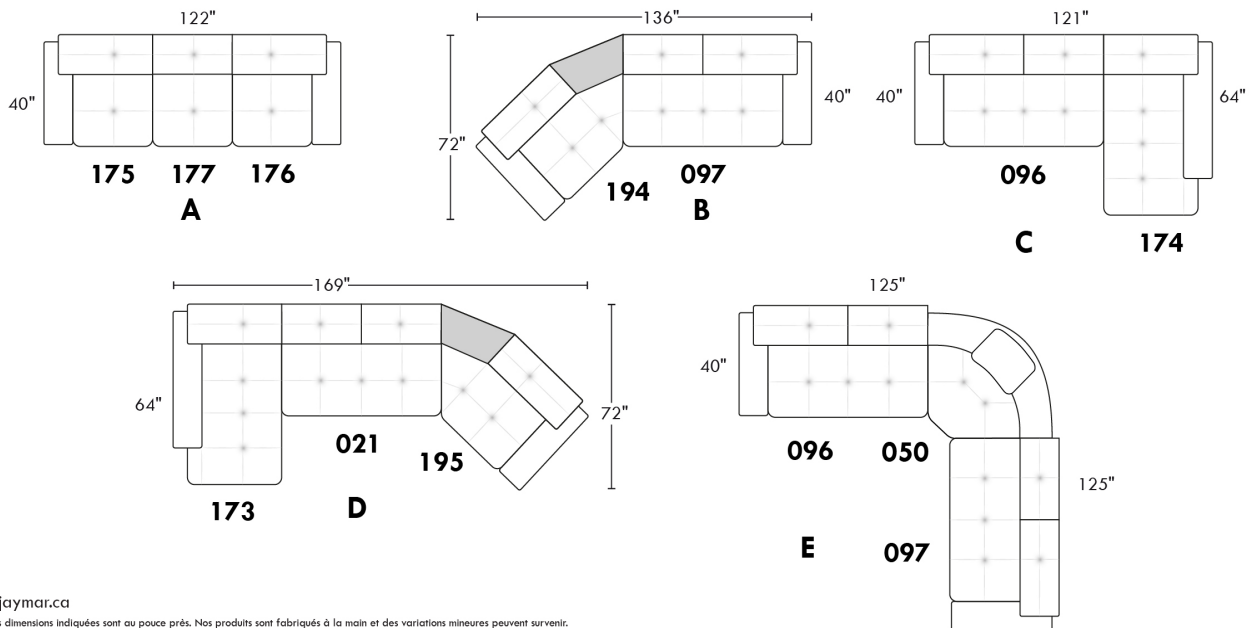
PARIS



Hauteur complète 28"/35" | Hauteur de siège 16½" | Hauteur devant bras 21" | Profondeur d'assise 23"
 Total Height 28"/35" | Seat Height 16½" | Arm Height 21" | Seat Depth 23"



CONFIGURATIONS



www.jaymar.ca
 Toutes les dimensions indiquées sont au pouce près. Nos produits sont fabriqués à la main et des variations mineures peuvent survenir.
 All dimensions indicated are to the nearest inch. Our product is hand-made and minor variations can occur.

PORTLAND

FEATURES:

- *Wall hugger power recliners with full footrest (manual n/a).
- Manual adjustable headrest on all items (2 on square corner & stationary on wedge).
- Seat cushions with shaped foam + 1" layer of memory foam on top; arm with memory foam.
- Stitching: Small thread in fabric & large flat thread in leather.
- Lounge chair reclining back items with "Push Back" mechanism; wall clearance 10".
- *Excludes 043 & 163 chairs: Wall clearance 16"

Note: 2 recliner seats separated by a corner can not be opened at the same time. No recliner seats beside #155 Small Square Corner.

OPTIONS

- Battery Pack: Add \$125/ea.
- Motorized headrest: Add \$125 ea. (Motorized headrest N/A on stationary & lounge chair items).
- Choice of Large or Small 6" Arm: Leg on LARGE arm: LG187 wood or LG189 metal (Black or Chrome). Leg on SMALL Arm: LG08 wood or LG64 metal. Specify colour.
- Seat Depth: 20" or *22". *22" seat depth N/A on chairs 043 & 163.
- 043 & 163: with wood base, add \$165 (specify colour).

ACCESSORIES (Available only on *items 159-160-190.)

- Metal Cup Holder: \$25 ea. (1 on 160-190 & 2 side by side on 159). Specify colour: Stainless, Black or Antique Gold.
- Accessories: Grommet \$35 ea. | Swivel tray & Wine Glass holder \$20 ea., Tablet holder \$40 & LED Lamp \$50.
- *STORAGE items 159-160-190 with 2 USB/Electric outlets. *Must be used between 2 seats. Pieces are plain (without arm detail) & are not finished on the sides.

| Description | L x D x H | Leather | | | | | | Fabric | | |
|-------------------------------------|----------------|------------|-------------------------------|--|---|----------------------------------|--------------|--------|----------|------|
| | | 10 Pony | 20 Hugo Madras Softy | 30 Empire Fantasy Illusion Tucson Utah Vintage Yukon | 40 Diamond Elegance Princess Santiago Sensation Sunset Trina Victoria | 50 Bull Cassiope Dublin | 60 Caress | A | B COM | C |
| 001 CHAIR | 43x40x33/40 | 1420 | 1500 | 1580 | 1665 | 1745 | 1825 | 1130 | 1165 | 1195 |
| 002 LOVESEAT | 66x40x33/40 | 2030 | 2125 | 2225 | 2320 | 2415 | 2515 | 1600 | 1665 | 1725 |
| 003 SOFA | 90x40x33/40 | 2450 | 2575 | 2705 | 2830 | 2960 | 3085 | 1935 | 2010 | 2085 |
| 005 LOUNGE CHAIR RIGHT ARM | 34x62x33/40 | 1325 | 1380 | 1440 | 1495 | 1550 | 1605 | 1045 | 1090 | 1135 |
| 009 ARMLESS LOVESEAT | 47x40x33/40 | 1425 | 1485 | 1545 | 1605 | 1670 | 1730 | 1100 | 1165 | 1225 |
| 011 LOUNGE CHAIR LEFT ARM | 34x62x33/40 | 1325 | 1380 | 1440 | 1495 | 1550 | 1605 | 1045 | 1090 | 1135 |
| 012 LOVESEAT LEFT ARM | 57x40x33/40 | 1745 | 1825 | 1905 | 1990 | 2070 | 2150 | 1365 | 1425 | 1480 |
| 017 DOUBLE CHAIR | 50x40x33/40 | 1490 | 1575 | 1665 | 1750 | 1835 | 1925 | 1180 | 1230 | 1280 |
| 021 APARTMENT SOFA NO ARM | 61x40x33/40 | 1605 | 1695 | 1780 | 1865 | 1955 | 2040 | 1235 | 1305 | 1375 |
| 024 SECTIONAL LOVESEAT BUMPER RIGHT | 89x40/44x33/40 | 2235 | 2370 | 2510 | 2645 | 2785 | 2920 | 1610 | 1695 | 1775 |
| 040 ARMLESS SOFA | 71x40x33/40 | 1840 | 1935 | 2025 | 2115 | 2210 | 2300 | 1435 | 1515 | 1595 |
| 041 RECLINING CHAIR LEFT ARM | 34x40x33/40 | 1405 | 1460 | 1515 | 1570 | 1625 | 1685 | 1165 | 1200 | 1235 |
| 042 RECLINING CHAIR RIGHT ARM | 34x40x33/40 | 1405 | 1460 | 1515 | 1570 | 1625 | 1685 | 1165 | 1200 | 1235 |
| 043 SWIVEL ROCKING RECLINING CHAIR | 30x34x42 | 1665 | 1755 | 1845 | 1940 | 2030 | 2120 | 1365 | 1405 | 1440 |
| 044 RECLINER CHAIR | 43x40x33/40 | 1695 | 1765 | 1835 | 1905 | 1980 | 2050 | 1405 | 1435 | 1465 |
| 045 ARMLESS LOVESEAT BUMPER RIGHT | 68x40x33/40 | 1695 | 1770 | 1845 | 1925 | 2000 | 2075 | 1315 | 1370 | 1430 |

PORTLAND

FEATURES:

- *Wall hugger power recliners with full footrest (manual n/a).
- Manual adjustable headrest on all items (2 on square corner & stationary on wedge).
- Seat cushions with shaped foam + 1" layer of memory foam on top; arm with memory foam.
- Stitching: Small thread in fabric & large flat thread in leather.
- Lounge chair reclining back items with "Push Back" mechanism; wall clearance 10".
- *Excludes 043 & 163 chairs: Wall clearance 16"

Note: 2 recliner seats separated by a corner can not be opened at the same time. No recliner seats beside #155 Small Square Corner.

OPTIONS

- Battery Pack: Add \$125/ea.
- Motorized headrest: Add \$125 ea. (Motorized headrest N/A on stationary & lounge chair items).
- Choice of Large or Small 6" Arm: Leg on LARGE arm: LG187 wood or LG189 metal (Black or Chrome). Leg on SMALL Arm: LG08 wood or LG64 metal. Specify colour.
- Seat Depth: 20" or *22". *22" seat depth N/A on chairs 043 & 163.
- 043 & 163: with wood base, add \$165 (specify colour).

ACCESSORIES (Available only on *items 159-160-190.)

- Metal Cup Holder: \$25 ea. (1 on 160-190 & 2 side by side on 159). Specify colour: Stainless, Black or Antique Gold.
- Accessories: Grommet \$35 ea. | Swivel tray & Wine Glass holder \$20 ea., Tablet holder \$40 & LED Lamp \$50.
- *STORAGE items 159-160-190 with 2 USB/Electric outlets. *Must be used between 2 seats. Pieces are plain (without arm detail) & are not finished on the sides.

| Description | L x D x H | Leather | | | | | | Fabric | | |
|------------------------------------|----------------|------------|-------------------------------|--|---|----------------------------------|--------------|--------|----------|------|
| | | 10 Pony | 20 Hugo Madras Softy | 30 Empire Fantasy Illusion Tucson Utah Vintage Yukon | 40 Diamond Elegance Princess Santiago Sensation Sunset Trina Victoria | 50 Bull Cassiope Dublin | 60 Caress | A | B COM | C |
| 048 SECTIONAL LOVESEAT BUMPER LEFT | 89x40/44x33/40 | 2235 | 2370 | 2510 | 2645 | 2785 | 2920 | 1610 | 1695 | 1775 |
| 050 WEDGE | 49x49x33 | 1240 | 1320 | 1405 | 1485 | 1565 | 1645 | 895 | 940 | 985 |
| 051 ARMLESS CHAIR | 24x40x33/40 | 815 | 855 | 900 | 940 | 980 | 1020 | 625 | 670 | 710 |
| 052 SOFA LEFT ARM | 81x40x33/40 | 2160 | 2265 | 2365 | 2470 | 2570 | 2670 | 1695 | 1770 | 1845 |
| 053 SOFA RIGHT ARM | 81x40x33/40 | 2160 | 2265 | 2365 | 2470 | 2570 | 2670 | 1695 | 1770 | 1845 |
| 055 SQUARE CORNER | 44x44x33/40 | 1435 | 1520 | 1605 | 1695 | 1780 | 1865 | 1115 | 1160 | 1200 |
| 056 CHAIR RIGHT ARM | 34x40x33/40 | 1135 | 1190 | 1240 | 1290 | 1340 | 1390 | 885 | 930 | 970 |
| 057 CHAIR LEFT ARM | 34x40x33/40 | 1135 | 1190 | 1240 | 1290 | 1340 | 1390 | 885 | 930 | 970 |
| 061 LOVESEAT RIGHT ARM | 57x40x33/40 | 1745 | 1825 | 1905 | 1990 | 2070 | 2150 | 1365 | 1425 | 1480 |
| 071 ARMLESS RECLINING CHAIR | 24x40x33/40 | 1085 | 1130 | 1180 | 1225 | 1270 | 1315 | 910 | 955 | 1000 |
| 086 ARMLESS LOVESEAT BUMPER LEFT | 68x40x33/40 | 1695 | 1770 | 1845 | 1925 | 2000 | 2075 | 1315 | 1370 | 1430 |
| 088 ARMLESS CHAIR BUMPER LEFT | 45x40x33/40 | 1080 | 1155 | 1225 | 1295 | 1365 | 1440 | 830 | 865 | 905 |
| 089 ARMLESS CHAIR BUMPER RIGHT | 45x40x33/40 | 1080 | 1155 | 1225 | 1295 | 1365 | 1440 | 830 | 865 | 905 |
| 095 APARTMENT SOFA | 80x40x33/40 | 2210 | 2330 | 2455 | 2575 | 2700 | 2820 | 1735 | 1810 | 1885 |
| 096 APARTMENT SOFA LEFT ARM | 71x40x33/40 | 1930 | 2025 | 2120 | 2220 | 2315 | 2410 | 1490 | 1565 | 1640 |
| 097 APARTMENT SOFA RIGHT ARM | 71x40x33/40 | 1930 | 2025 | 2120 | 2220 | 2315 | 2410 | 1490 | 1565 | 1640 |

PORTLAND

FEATURES:

- *Wall hugger power recliners with full footrest (manual n/a).
- Manual adjustable headrest on all items (2 on square corner & stationary on wedge).
- Seat cushions with shaped foam + 1" layer of memory foam on top; arm with memory foam.
- Stitching: Small thread in fabric & large flat thread in leather.
- Lounge chair reclining back items with "Push Back" mechanism; wall clearance 10".
- *Excludes 043 & 163 chairs: Wall clearance 16"

Note: 2 recliner seats separated by a corner can not be opened at the same time. No recliner seats beside #155 Small Square Corner.

OPTIONS

- Battery Pack: Add \$125/ea.
- Motorized headrest: Add \$125 ea. (Motorized headrest N/A on stationary & lounge chair items).
- Choice of Large or Small 6" Arm: Leg on LARGE arm: LG187 wood or LG189 metal (Black or Chrome). Leg on SMALL Arm: LG08 wood or LG64 metal. Specify colour.
- Seat Depth: 20" or *22". *22" seat depth N/A on chairs 043 & 163.
- 043 & 163: with wood base, add \$165 (specify colour).

ACCESSORIES (Available only on *items 159-160-190.)

- Metal Cup Holder: \$25 ea. (1 on 160-190 & 2 side by side on 159). Specify colour: Stainless, Black or Antique Gold.
- Accessories: Grommet \$35 ea. | Swivel tray & Wine Glass holder \$20 ea., Tablet holder \$40 & LED Lamp \$50.
- *STORAGE items 159-160-190 with 2 USB/Electric outlets. *Must be used between 2 seats. Pieces are plain (without arm detail) & are not finished on the sides.

| Description | L x D x H | Leather | | | | | | Fabric | | |
|--|-------------|------------|-------------------------------|--|---|----------------------------------|--------------|--------|----------|------|
| | | 10 Pony | 20 Hugo Madras Softy | 30 Empire Fantasy Illusion Tucson Utah Vintage Yukon | 40 Diamond Elegance Princess Santiago Sensation Sunset Trina Victoria | 50 Bull Cassiope Dublin | 60 Caress | A | B COM | C |
| 124 STORAGE OTTOMAN | 30x22x17 | 560 | 580 | 600 | 620 | 645 | 665 | 480 | 500 | 520 |
| 155 SMALL SQUARE CORNER | 40x40x33/40 | 1435 | 1520 | 1605 | 1695 | 1780 | 1865 | 1115 | 1160 | 1200 |
| 159 WEDGE STORAGE | 10/25x35x22 | 560 | 585 | 610 | 640 | 665 | 690 | 430 | 440 | 450 |
| 160 STRAIGHT STORAGE | 10x35x22 | 540 | 565 | 590 | 615 | 645 | 670 | 410 | 420 | 430 |
| 163 DBL SWIVEL ROCKING RECLINER CHAIR | 33x34x42 | 1705 | 1800 | 1895 | 1995 | 2090 | 2190 | 1370 | 1410 | 1445 |
| 165 DOUBLE RECLINING CHAIR | 50x40x33/40 | 1765 | 1850 | 1940 | 2025 | 2110 | 2200 | 1460 | 1515 | 1570 |
| 167 APARTMENT SOFA NO ARM BUMPER LEFT | 82x40x33/40 | 1875 | 1980 | 2080 | 2185 | 2285 | 2385 | 1445 | 1520 | 1595 |
| 168 APARTMENT SOFA NO ARM BUMPER RIGHT | 82x40x33/40 | 1875 | 1980 | 2080 | 2185 | 2285 | 2385 | 1445 | 1520 | 1595 |
| 169 DOUBLE RECLINING CHAIR LEFT ARM | 41x40x33/40 | 1480 | 1545 | 1610 | 1680 | 1745 | 1810 | 1215 | 1280 | 1345 |
| 170 DOUBLE RECLINING CHAIR RIGHT ARM | 41x40x33/40 | 1480 | 1545 | 1610 | 1680 | 1745 | 1810 | 1215 | 1280 | 1345 |
| 171 ARMLESS DOUBLE RECLINING CHAIR | 31x40x33/40 | 1165 | 1210 | 1255 | 1300 | 1345 | 1390 | 955 | 1005 | 1055 |
| 173 DOUBLE LOUNGE CHAIR LEFT ARM | 41x62x33/40 | 1435 | 1515 | 1595 | 1680 | 1760 | 1840 | 1130 | 1200 | 1265 |
| 174 DOUBLE LOUNGE CHAIR RIGHT ARM | 41x62x33/40 | 1435 | 1515 | 1595 | 1680 | 1760 | 1840 | 1130 | 1200 | 1265 |
| 175 DOUBLE CHAIR LEFT ARM | 41x40x33/40 | 1200 | 1270 | 1340 | 1415 | 1485 | 1555 | 945 | 1000 | 1055 |
| 176 DOUBLE CHAIR RIGHT ARM | 41x40x33/40 | 1200 | 1270 | 1340 | 1415 | 1485 | 1555 | 945 | 1000 | 1055 |
| 177 ARMLESS DOUBLE CHAIR | 31x40x33/40 | 895 | 945 | 995 | 1045 | 1095 | 1150 | 680 | 725 | 770 |

PORTLAND

FEATURES:

- *Wall hugger power recliners with full footrest (manual n/a).
- Manual adjustable headrest on all items (2 on square corner & stationary on wedge).
- Seat cushions with shaped foam + 1" layer of memory foam on top; arm with memory foam.
- Stitching: Small thread in fabric & large flat thread in leather.
- Lounge chair reclining back items with "Push Back" mechanism; wall clearance 10".
- *Excludes 043 & 163 chairs: Wall clearance 16"

Note: 2 recliner seats separated by a corner can not be opened at the same time. No recliner seats beside #155 Small Square Corner.

OPTIONS

- Battery Pack: Add \$125/ea.
- Motorized headrest: Add \$125 ea. (Motorized headrest N/A on stationary & lounge chair items).
- Choice of Large or Small 6" Arm: Leg on LARGE arm: LG187 wood or LG189 metal (Black or Chrome). Leg on SMALL Arm: LG08 wood or LG64 metal. Specify colour.
- Seat Depth: 20" or *22". *22" seat depth N/A on chairs 043 & 163.
- 043 & 163: with wood base, add \$165 (specify colour).

ACCESSORIES (Available only on *items 159-160-190.)

- Metal Cup Holder: \$25 ea. (1 on 160-190 & 2 side by side on 159). Specify colour: Stainless, Black or Antique Gold.
- Accessories: Grommet \$35 ea. | Swivel tray & Wine Glass holder \$20 ea., Tablet holder \$40 & LED Lamp \$50.
- *STORAGE items 159-160-190 with 2 USB/Electric outlets. *Must be used between 2 seats. Pieces are plain (without arm detail) & are not finished on the sides.

| Description | L x D x H | Leather | | | | | | Fabric | | |
|--|----------------|------------|-------------------------------|--|---|----------------------------------|--------------|--------|----------|------|
| | | 10 Pony | 20 Hugo Madras Softy | 30 Empire Fantasy Illusion Tucson Utah Vintage Yukon | 40 Diamond Elegance Princess Santiago Sensation Sunset Trina Victoria | 50 Bull Cassiope Dublin | 60 Caress | A | B COM | C |
| 178 ARMLESS DOUBLE CHAIR BUMPER LEFT | 52x40x33/40 | 1160 | 1230 | 1300 | 1370 | 1445 | 1515 | 910 | 955 | 1000 |
| 179 ARMLESS DOUBLE CHAIR BUMPER RIGHT | 52x40x33/40 | 1160 | 1230 | 1300 | 1370 | 1445 | 1515 | 910 | 955 | 1000 |
| 186 ARMLESS LOVESEAT BUMPER STORAGE-L | 68x40x33/40 | 1815 | 1890 | 1970 | 2045 | 2120 | 2200 | 1435 | 1495 | 1555 |
| 187 ARMLESS LOVESEAT BUMPER STORAGE-R | 68x40x33/40 | 1815 | 1890 | 1970 | 2045 | 2120 | 2200 | 1435 | 1495 | 1555 |
| 188 ARMLESS CHAIR BUMPER STORAGE-L | 45x40x33/40 | 1205 | 1275 | 1345 | 1420 | 1490 | 1560 | 955 | 985 | 1015 |
| 189 ARMLESS CHAIR BUMPER STORAGE-R | 45x40x33/40 | 1205 | 1275 | 1345 | 1420 | 1490 | 1560 | 955 | 985 | 1015 |
| 190 SMALL WEDGE STORAGE | 10/20x35x22 | 540 | 565 | 590 | 615 | 645 | 670 | 410 | 420 | 430 |
| 221 ARMLESS DBL CHAIR BUMPER STORAGE-L | 52x40x33/40 | 1280 | 1350 | 1425 | 1495 | 1565 | 1635 | 1025 | 1075 | 1125 |
| 222 ARMLESS DBL CHAIR BUMPER STORAGE-R | 52x40x33/40 | 1280 | 1350 | 1425 | 1495 | 1565 | 1635 | 1025 | 1075 | 1125 |
| 223 APT SOFA NO ARM BUMPER STORAGE-L | 82x40x33/40 | 1995 | 2100 | 2210 | 2315 | 2425 | 2530 | 1565 | 1640 | 1720 |
| 224 APT SOFA NO ARM BUMPER STORAGE-R | 82x40x33/40 | 1995 | 2100 | 2210 | 2315 | 2425 | 2530 | 1565 | 1640 | 1720 |
| 230 DBLE LOUNGE CHAIR RECLINING BACK L-ARM | 41x62x33/40 | 1575 | 1650 | 1730 | 1805 | 1880 | 1960 | 1235 | 1305 | 1375 |
| 231 DBLE LOUNGE CHAIR RECLINING BACK R-ARM | 41x62x33/40 | 1575 | 1650 | 1730 | 1805 | 1880 | 1960 | 1235 | 1305 | 1375 |
| 232 LOUNGE CHAIR RECLINING BACK LEFT ARM | 34x62x33/40 | 1460 | 1530 | 1600 | 1675 | 1745 | 1815 | 1160 | 1205 | 1250 |
| 233 LOUNGE CHAIR RECLINING BACK RIGHT ARM | 34x62x33/40 | 1460 | 1530 | 1600 | 1675 | 1745 | 1815 | 1160 | 1205 | 1250 |
| 234 SECTIONAL APT SOFA BUMPER LEFT | 96x40/44x33/40 | 2310 | 2440 | 2565 | 2695 | 2820 | 2950 | 1685 | 1765 | 1845 |

PORTLAND

FEATURES:

- *Wall hugger power recliners with full footrest (manual n/a).
- Manual adjustable headrest on all items (2 on square corner & stationary on wedge).
- Seat cushions with shaped foam + 1" layer of memory foam on top; arm with memory foam.
- Stitching: Small thread in fabric & large flat thread in leather.
- Lounge chair reclining back items with "Push Back" mechanism; wall clearance 10".
- *Excludes 043 & 163 chairs: Wall clearance 16"

Note: 2 recliner seats separated by a corner can not be opened at the same time. No recliner seats beside #155 Small Square Corner.

OPTIONS

- Battery Pack: Add \$125/ea.
- Motorized headrest: Add \$125 ea. (Motorized headrest N/A on stationary & lounge chair items).
- Choice of Large or Small 6" Arm: Leg on LARGE arm: LG187 wood or LG189 metal (Black or Chrome). Leg on SMALL Arm: LG08 wood or LG64 metal. Specify colour.
- Seat Depth: 20" or *22". *22" seat depth N/A on chairs 043 & 163.
- 043 & 163: with wood base, add \$165 (specify colour).

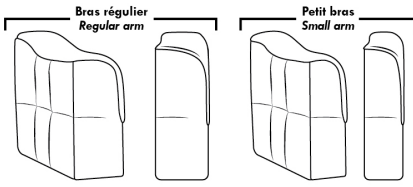
ACCESSORIES (Available only on *items 159-160-190.)

- Metal Cup Holder: \$25 ea. (1 on 160-190 & 2 side by side on 159). Specify colour: Stainless, Black or Antique Gold.
- Accessories: Grommet \$35 ea. | Swivel tray & Wine Glass holder \$20 ea., Tablet holder \$40 & LED Lamp \$50.
- *STORAGE items 159-160-190 with 2 USB/Electric outlets. *Must be used between 2 seats. Pieces are plain (without arm detail) & are not finished on the sides.

| Description | L x D x H | Leather | | | | | | Fabric | | |
|-------------------------------------|----------------|------------|-------------------------------|--|---|----------------------------------|--------------|--------|----------|------|
| | | 10 Pony | 20 Hugo Madras Softy | 30 Empire Fantasy Illusion Tucson Utah Vintage Yukon | 40 Diamond Elegance Princess Santiago Sensation Sunset Trina Victoria | 50 Bull Cassiope Dublin | 60 Caress | A | B COM | C |
| 235 SECTIONAL APT SOFA BUMPER RIGHT | 96x40/44x33/40 | 2310 | 2440 | 2565 | 2695 | 2820 | 2950 | 1685 | 1765 | 1845 |
| CONFIGURATIONS | | | | | | | | | | |
| A CONFIG (169-170) | 81X40X40 | 2960 | 3090 | 3220 | 3360 | 3490 | 3620 | 2430 | 2560 | 2690 |
| B CONFIG (169-171-174) | 113X62X40 | 4080 | 4270 | 4460 | 4660 | 4850 | 5040 | 3300 | 3485 | 3665 |
| C CONFIG (096-055-171-170) | 116X116X40 | 6010 | 6300 | 6590 | 6895 | 7185 | 7475 | 4775 | 5010 | 5240 |
| D CONFIG (169-171-235) | 116X96X40 | 4955 | 5195 | 5430 | 5675 | 5910 | 6150 | 3855 | 4050 | 4245 |
| J CONFIG (041-042) | 67X40X40 | 2810 | 2920 | 3030 | 3140 | 3250 | 3370 | 2330 | 2400 | 2470 |
| K CONFIG (041-071-005) | 92X62X40 | 3815 | 3970 | 4135 | 4290 | 4445 | 4605 | 3120 | 3245 | 3370 |
| L CONFIG (012-055-071-042) | 102X102X40 | 5670 | 5935 | 6205 | 6480 | 6745 | 7015 | 4555 | 4740 | 4915 |
| M CONFIG (041-071-024) | 102X89X40 | 4725 | 4960 | 5205 | 5440 | 5680 | 5920 | 3685 | 3850 | 4010 |

PORTLAND

OPTIMA



Spécifications | Specifications

- Appui-tête levé / Headrest up
- Appui-tête baissé / Headrest down
- Complètement incliné / Fully reclined

- (A) Hauteur complète 40" / Total Height
- (B) Hauteur appui-tête baissé 33" / Height headrest down
- (C) Hauteur du bras 24" / Arm Height
- (D) Hauteur du siège 19,5" / Seat height
- (E) Profondeur inclinée 65" / Depth fully reclined
- (F) Profondeur d'assise 20" ou/ou 22" / Seat depth
- (G) Profondeur appui-tête monté 36" / Depth with headrest up

Siège 30" de large | 30" Seat Width

Options include: **Inclinable Motion**, **Dos inclinable Push back**, and **Allongé à rangement Bumper with storage**.

Siège 23" de large | 23" Seat Width

Options include: **Inclinable Motion**, **Dos inclinable Push back**, and **Allongé à rangement Bumper with storage**.

Autres | Others

Fauteuil berçant, pivotant et inclinable / **Swivel, rocking motion chair**
 N'est pas un mécanisme protège-mur / Not a wall hugger mechanism
 Dégagement mural: 16" / Wall clearance: 16"

30" Populaires | Popular CONFIGURATIONS 23"

Nos produits sont fabriqués à la main et des variations mineures peuvent survenir. Our product is hand-made and minor variations can occur.

PORTOFINO

FEATURES:

- *Wall hugger power recliners with full footrest (manual n/a).
- Manual adjustable headrest on all items (2 on square corner & stationary on wedge).
- Seat cushions with shaped foam + 1" layer of memory foam on top; arm with memory foam.
- Stitching: Small thread in fabric & large flat thread in leather.
- Lounge chair reclining back items with "Push Back" mechanism; wall clearance 10".
- *Excludes Chairs 043 & 163: Wall clearance 16"

Note: 2 recliner seats separated by a corner can not be opened at the same time. No recliner seats beside #155 Small Square Corner.

OPTIONS

- Battery Pack: Add \$125/ea.
- Motorized headrest: Add \$125 ea. (Motorized headrest N/A on stationary & lounge chair items).
- Choice of Large or Small 6" Arm: Leg on LARGE arm: LG103 wood or LG189 metal (Black or Chrome). SMALL Arm: LG08 wood or LG196 metal (Black or Chrome). Specify colour.
- Seat Depth: 20" or *22". *22" seat depth N/A on chairs 043 & 163.
- 043 & 163 Chairs: with wood base, add \$165 (specify colour).

ACCESSORIES (n/a on small 6" arm)

- Grommet \$35 ea | Swivel tray & Wine Glass holder \$20 ea., Tablet holder \$40 & LED Lamp \$50.
- Metal Cup Holder: \$25 ea. (1 per arm/160/190 & 2 side by side on 159). Specify colour: Stainless, Black or Gold.
- *STORAGE items 159-160-190 with 2 USB/Electric outlets. *Must be used between 2 seats. Pieces are plain (without arm detail) & are not finished on the sides.

| Description | L x D x H | Leather | | | | | | Fabric | | |
|-------------------------------------|----------------|------------|-------------------------------|--|---|----------------------------------|--------------|--------|----------|------|
| | | 10 Pony | 20 Hugo Madras Softy | 30 Empire Fantasy Illusion Tucson Utah Vintage Yukon | 40 Diamond Elegance Princess Santiago Sensation Sunset Trina Victoria | 50 Bull Cassiope Dublin | 60 Caress | A | B COM | C |
| 001 CHAIR | 44x40x33/40 | 1420 | 1500 | 1580 | 1665 | 1745 | 1825 | 1130 | 1165 | 1195 |
| 002 LOVESEAT | 67x40x33/40 | 2030 | 2125 | 2225 | 2320 | 2415 | 2515 | 1600 | 1665 | 1725 |
| 003 SOFA | 91x40x33/40 | 2450 | 2575 | 2705 | 2830 | 2960 | 3085 | 1935 | 2010 | 2085 |
| 005 LOUNGE CHAIR RIGHT ARM | 34x62x33/40 | 1325 | 1380 | 1440 | 1495 | 1550 | 1605 | 1045 | 1090 | 1135 |
| 009 ARMLESS LOVESEAT | 47x40x33/40 | 1425 | 1485 | 1545 | 1605 | 1670 | 1730 | 1100 | 1165 | 1225 |
| 011 LOUNGE CHAIR LEFT ARM | 34x62x33/40 | 1325 | 1380 | 1440 | 1495 | 1550 | 1605 | 1045 | 1090 | 1135 |
| 012 LOVESEAT LEFT ARM | 57x40x33/40 | 1745 | 1825 | 1905 | 1990 | 2070 | 2150 | 1365 | 1425 | 1480 |
| 017 DOUBLE CHAIR | 51x40x33/40 | 1490 | 1575 | 1665 | 1750 | 1835 | 1925 | 1180 | 1230 | 1280 |
| 021 APARTMENT SOFA NO ARM | 61x40x33/40 | 1605 | 1695 | 1780 | 1865 | 1955 | 2040 | 1235 | 1305 | 1375 |
| 024 SECTIONAL LOVESEAT BUMPER RIGHT | 89x40/44x33/40 | 2235 | 2370 | 2510 | 2645 | 2785 | 2920 | 1610 | 1695 | 1775 |
| 040 ARMLESS SOFA | 71x40x33/40 | 1840 | 1935 | 2025 | 2115 | 2210 | 2300 | 1435 | 1515 | 1595 |
| 041 RECLINING CHAIR LEFT ARM | 34x40x33/40 | 1405 | 1460 | 1515 | 1570 | 1625 | 1685 | 1165 | 1200 | 1235 |
| 042 RECLINING CHAIR RIGHT ARM | 34x40x33/40 | 1405 | 1460 | 1515 | 1570 | 1625 | 1685 | 1165 | 1200 | 1235 |
| 043 SWIVEL ROCKING RECLINING CHAIR | 30x34x42 | 1665 | 1755 | 1845 | 1940 | 2030 | 2120 | 1365 | 1405 | 1440 |
| 044 RECLINER CHAIR | 44x40x33/40 | 1695 | 1765 | 1835 | 1905 | 1980 | 2050 | 1405 | 1435 | 1465 |
| 045 ARMLESS LOVESEAT BUMPER RIGHT | 68x40x33/40 | 1695 | 1770 | 1845 | 1925 | 2000 | 2075 | 1315 | 1370 | 1430 |

PORTOFINO

FEATURES:

- *Wall hugger power recliners with full footrest (manual n/a).
- Manual adjustable headrest on all items (2 on square corner & stationary on wedge).
- Seat cushions with shaped foam + 1" layer of memory foam on top; arm with memory foam.
- Stitching: Small thread in fabric & large flat thread in leather.
- Lounge chair reclining back items with "Push Back" mechanism; wall clearance 10".
- *Excludes Chairs 043 & 163: Wall clearance 16"

Note: 2 recliner seats separated by a corner can not be opened at the same time. No recliner seats beside #155 Small Square Corner.

OPTIONS

- Battery Pack: Add \$125/ea.
- Motorized headrest: Add \$125 ea. (Motorized headrest N/A on stationary & lounge chair items).
- Choice of Large or Small 6" Arm: Leg on LARGE arm: LG103 wood or LG189 metal (Black or Chrome). SMALL Arm: LG08 wood or LG196 metal (Black or Chrome). Specify colour.
- Seat Depth: 20" or *22". *22" seat depth N/A on chairs 043 & 163.
- 043 & 163 Chairs: with wood base, add \$165 (specify colour).

ACCESSORIES (n/a on small 6" arm)

- Grommet \$35 ea | Swivel tray & Wine Glass holder \$20 ea., Tablet holder \$40 & LED Lamp \$50.
- Metal Cup Holder: \$25 ea. (1 per arm/160/190 & 2 side by side on 159). Specify colour: Stainless, Black or Gold.
- *STORAGE items 159-160-190 with 2 USB/Electric outlets. *Must be used between 2 seats. Pieces are plain (without arm detail) & are not finished on the sides.

| Description | L x D x H | Leather | | | | | | Fabric | | |
|------------------------------------|----------------|------------|-------------------------------|--|---|----------------------------------|--------------|--------|----------|------|
| | | 10 Pony | 20 Hugo Madras Softy | 30 Empire Fantasy Illusion Tucson Utah Vintage Yukon | 40 Diamond Elegance Princess Santiago Sensation Sunset Trina Victoria | 50 Bull Cassiope Dublin | 60 Caress | A | B COM | C |
| 048 SECTIONAL LOVESEAT BUMPER LEFT | 89x40/44x33/40 | 2235 | 2370 | 2510 | 2645 | 2785 | 2920 | 1610 | 1695 | 1775 |
| 050 WEDGE | 49x49x33 | 1240 | 1320 | 1405 | 1485 | 1565 | 1645 | 895 | 940 | 985 |
| 051 ARMLESS CHAIR | 24x40x33/40 | 815 | 855 | 900 | 940 | 980 | 1020 | 625 | 670 | 710 |
| 052 SOFA LEFT ARM | 81x40x33/40 | 2160 | 2265 | 2365 | 2470 | 2570 | 2670 | 1695 | 1770 | 1845 |
| 053 SOFA RIGHT ARM | 81x40x33/40 | 2160 | 2265 | 2365 | 2470 | 2570 | 2670 | 1695 | 1770 | 1845 |
| 055 SQUARE CORNER | 44x44x33/40 | 1435 | 1520 | 1605 | 1695 | 1780 | 1865 | 1115 | 1160 | 1200 |
| 056 CHAIR RIGHT ARM | 34x40x33/40 | 1135 | 1190 | 1240 | 1290 | 1340 | 1390 | 885 | 930 | 970 |
| 057 CHAIR LEFT ARM | 34x40x33/40 | 1135 | 1190 | 1240 | 1290 | 1340 | 1390 | 885 | 930 | 970 |
| 061 LOVESEAT RIGHT ARM | 57x40x33/40 | 1745 | 1825 | 1905 | 1990 | 2070 | 2150 | 1365 | 1425 | 1480 |
| 071 ARMLESS RECLINING CHAIR | 24x40x33/40 | 1085 | 1130 | 1180 | 1225 | 1270 | 1315 | 910 | 955 | 1000 |
| 086 ARMLESS LOVESEAT BUMPER LEFT | 68x40x33/40 | 1695 | 1770 | 1845 | 1925 | 2000 | 2075 | 1315 | 1370 | 1430 |
| 088 ARMLESS CHAIR BUMPER LEFT | 45x40x33/40 | 1080 | 1155 | 1225 | 1295 | 1365 | 1440 | 830 | 865 | 905 |
| 089 ARMLESS CHAIR BUMPER RIGHT | 45x40x33/40 | 1080 | 1155 | 1225 | 1295 | 1365 | 1440 | 830 | 865 | 905 |
| 095 APARTMENT SOFA | 81x40x33/40 | 2210 | 2330 | 2455 | 2575 | 2700 | 2820 | 1735 | 1810 | 1885 |
| 096 APARTMENT SOFA LEFT ARM | 71x40x33/40 | 1930 | 2025 | 2120 | 2220 | 2315 | 2410 | 1490 | 1565 | 1640 |
| 097 APARTMENT SOFA RIGHT ARM | 71x40x33/40 | 1930 | 2025 | 2120 | 2220 | 2315 | 2410 | 1490 | 1565 | 1640 |

PORTOFINO

FEATURES:

- *Wall hugger power recliners with full footrest (manual n/a).
- Manual adjustable headrest on all items (2 on square corner & stationary on wedge).
- Seat cushions with shaped foam + 1" layer of memory foam on top; arm with memory foam.
- Stitching: Small thread in fabric & large flat thread in leather.
- Lounge chair reclining back items with "Push Back" mechanism; wall clearance 10".
- *Excludes Chairs 043 & 163: Wall clearance 16"

Note: 2 recliner seats separated by a corner can not be opened at the same time. No recliner seats beside #155 Small Square Corner.

OPTIONS

- Battery Pack: Add \$125/ea.
- Motorized headrest: Add \$125 ea. (Motorized headrest N/A on stationary & lounge chair items).
- Choice of Large or Small 6" Arm: Leg on LARGE arm: LG103 wood or LG189 metal (Black or Chrome). SMALL Arm: LG08 wood or LG196 metal (Black or Chrome). Specify colour.
- Seat Depth: 20" or *22". *22" seat depth N/A on chairs 043 & 163.
- 043 & 163 Chairs: with wood base, add \$165 (specify colour).

ACCESSORIES (n/a on small 6" arm)

- Grommet \$35 ea | Swivel tray & Wine Glass holder \$20 ea., Tablet holder \$40 & LED Lamp \$50.
- Metal Cup Holder: \$25 ea. (1 per arm/160/190 & 2 side by side on 159). Specify colour: Stainless, Black or Gold.
- *STORAGE items 159-160-190 with 2 USB/Electric outlets. *Must be used between 2 seats. Pieces are plain (without arm detail) & are not finished on the sides.

| Description | L x D x H | Leather | | | | | | Fabric | | |
|--|-------------|------------|-------------------------------|--|---|----------------------------------|--------------|--------|----------|------|
| | | 10 Pony | 20 Hugo Madras Softy | 30 Empire Fantasy Illusion Tucson Utah Vintage Yukon | 40 Diamond Elegance Princess Santiago Sensation Sunset Trina Victoria | 50 Bull Cassiope Dublin | 60 Caress | A | B COM | C |
| 124 STORAGE OTTOMAN | 30x22x17 | 560 | 580 | 600 | 620 | 645 | 665 | 480 | 500 | 520 |
| 155 SMALL SQUARE CORNER | 40x40x33/40 | 1435 | 1520 | 1605 | 1695 | 1780 | 1865 | 1115 | 1160 | 1200 |
| 159 WEDGE STORAGE | 10/25x35x22 | 560 | 585 | 610 | 640 | 665 | 690 | 430 | 440 | 450 |
| 160 STRAIGHT STORAGE | 10x35x22 | 540 | 565 | 590 | 615 | 645 | 670 | 410 | 420 | 430 |
| 163 DBL SWIVEL ROCKING RECLINER CHAIR | 33x34x42 | 1705 | 1800 | 1895 | 1995 | 2090 | 2190 | 1370 | 1410 | 1445 |
| 165 DOUBLE RECLINING CHAIR | 51x40x33/40 | 1765 | 1850 | 1940 | 2025 | 2110 | 2200 | 1460 | 1515 | 1570 |
| 167 APARTMENT SOFA NO ARM BUMPER LEFT | 82x40x33/40 | 1875 | 1980 | 2080 | 2185 | 2285 | 2385 | 1445 | 1520 | 1595 |
| 168 APARTMENT SOFA NO ARM BUMPER RIGHT | 82x40x33/40 | 1875 | 1980 | 2080 | 2185 | 2285 | 2385 | 1445 | 1520 | 1595 |
| 169 DOUBLE RECLINING CHAIR LEFT ARM | 41x40x33/40 | 1480 | 1545 | 1610 | 1680 | 1745 | 1810 | 1215 | 1280 | 1345 |
| 170 DOUBLE RECLINING CHAIR RIGHT ARM | 41x40x33/40 | 1480 | 1545 | 1610 | 1680 | 1745 | 1810 | 1215 | 1280 | 1345 |
| 171 ARMLESS DOUBLE RECLINING CHAIR | 31x40x33/40 | 1165 | 1210 | 1255 | 1300 | 1345 | 1390 | 955 | 1005 | 1055 |
| 173 DOUBLE LOUNGE CHAIR LEFT ARM | 41x62x33/40 | 1435 | 1515 | 1595 | 1680 | 1760 | 1840 | 1130 | 1200 | 1265 |
| 174 DOUBLE LOUNGE CHAIR RIGHT ARM | 41x62x33/40 | 1435 | 1515 | 1595 | 1680 | 1760 | 1840 | 1130 | 1200 | 1265 |
| 175 DOUBLE CHAIR LEFT ARM | 41x40x33/40 | 1200 | 1270 | 1340 | 1415 | 1485 | 1555 | 945 | 1000 | 1055 |
| 176 DOUBLE CHAIR RIGHT ARM | 41x40x33/40 | 1200 | 1270 | 1340 | 1415 | 1485 | 1555 | 945 | 1000 | 1055 |
| 177 ARMLESS DOUBLE CHAIR | 31x40x33/40 | 895 | 945 | 995 | 1045 | 1095 | 1150 | 680 | 725 | 770 |

PORTOFINO

FEATURES:

- *Wall hugger power recliners with full footrest (manual n/a).
- Manual adjustable headrest on all items (2 on square corner & stationary on wedge).
- Seat cushions with shaped foam + 1" layer of memory foam on top; arm with memory foam.
- Stitching: Small thread in fabric & large flat thread in leather.
- Lounge chair reclining back items with "Push Back" mechanism; wall clearance 10".
- *Excludes Chairs 043 & 163: Wall clearance 16"

Note: 2 recliner seats separated by a corner can not be opened at the same time. No recliner seats beside #155 Small Square Corner.

OPTIONS

- Battery Pack: Add \$125/ea.
- Motorized headrest: Add \$125 ea. (Motorized headrest N/A on stationary & lounge chair items).
- Choice of Large or Small 6" Arm: Leg on LARGE arm: LG103 wood or LG189 metal (Black or Chrome). SMALL Arm: LG08 wood or LG196 metal (Black or Chrome). Specify colour.
- Seat Depth: 20" or *22". *22" seat depth N/A on chairs 043 & 163.
- 043 & 163 Chairs: with wood base, add \$165 (specify colour).

ACCESSORIES (n/a on small 6" arm)

- Grommet \$35 ea | Swivel tray & Wine Glass holder \$20 ea., Tablet holder \$40 & LED Lamp \$50.
- Metal Cup Holder: \$25 ea. (1 per arm/160/190 & 2 side by side on 159). Specify colour: Stainless, Black or Gold.
- *STORAGE items 159-160-190 with 2 USB/Electric outlets. *Must be used between 2 seats. Pieces are plain (without arm detail) & are not finished on the sides.

| Description | L x D x H | Leather | | | | | | Fabric | | |
|--|----------------|------------|-------------------------------|--|---|----------------------------------|--------------|--------|----------|------|
| | | 10 Pony | 20 Hugo Madras Softy | 30 Empire Fantasy Illusion Tucson Utah Vintage Yukon | 40 Diamond Elegance Princess Santiago Sensation Sunset Trina Victoria | 50 Bull Cassiope Dublin | 60 Caress | A | B COM | C |
| 178 ARMLESS DOUBLE CHAIR BUMPER LEFT | 52x40x33/40 | 1160 | 1230 | 1300 | 1370 | 1445 | 1515 | 910 | 955 | 1000 |
| 179 ARMLESS DOUBLE CHAIR BUMPER RIGHT | 52x40x33/40 | 1160 | 1230 | 1300 | 1370 | 1445 | 1515 | 910 | 955 | 1000 |
| 186 ARMLESS LOVESEAT BUMPER STORAGE-L | 68x40x33/40 | 1815 | 1890 | 1970 | 2045 | 2120 | 2200 | 1435 | 1495 | 1555 |
| 187 ARMLESS LOVESEAT BUMPER STORAGE-R | 68x40x33/40 | 1815 | 1890 | 1970 | 2045 | 2120 | 2200 | 1435 | 1495 | 1555 |
| 188 ARMLESS CHAIR BUMPER STORAGE-L | 45x40x33/40 | 1205 | 1275 | 1345 | 1420 | 1490 | 1560 | 955 | 985 | 1015 |
| 189 ARMLESS CHAIR BUMPER STORAGE-R | 45x40x33/40 | 1205 | 1275 | 1345 | 1420 | 1490 | 1560 | 955 | 985 | 1015 |
| 190 SMALL WEDGE STORAGE | 10/20x35x22 | 540 | 565 | 590 | 615 | 645 | 670 | 410 | 420 | 430 |
| 221 ARMLESS DBL CHAIR BUMPER STORAGE-L | 52x40x33/40 | 1280 | 1350 | 1425 | 1495 | 1565 | 1635 | 1025 | 1075 | 1125 |
| 222 ARMLESS DBL CHAIR BUMPER STORAGE-R | 52x40x33/40 | 1280 | 1350 | 1425 | 1495 | 1565 | 1635 | 1025 | 1075 | 1125 |
| 223 APT SOFA NO ARM BUMPER STORAGE-L | 82x40x33/40 | 1995 | 2100 | 2210 | 2315 | 2425 | 2530 | 1565 | 1640 | 1720 |
| 224 APT SOFA NO ARM BUMPER STORAGE-R | 82x40x33/40 | 1995 | 2100 | 2210 | 2315 | 2425 | 2530 | 1565 | 1640 | 1720 |
| 230 DBLE LOUNGE CHAIR RECLINING BACK L-ARM | 41x62x33/40 | 1575 | 1650 | 1730 | 1805 | 1880 | 1960 | 1235 | 1305 | 1375 |
| 231 DBLE LOUNGE CHAIR RECLINING BACK R-ARM | 41x62x33/40 | 1575 | 1650 | 1730 | 1805 | 1880 | 1960 | 1235 | 1305 | 1375 |
| 232 LOUNGE CHAIR RECLINING BACK LEFT ARM | 34x62x33/40 | 1460 | 1530 | 1600 | 1675 | 1745 | 1815 | 1160 | 1205 | 1250 |
| 233 LOUNGE CHAIR RECLINING BACK RIGHT ARM | 34x62x33/40 | 1460 | 1530 | 1600 | 1675 | 1745 | 1815 | 1160 | 1205 | 1250 |
| 234 SECTIONAL APT SOFA BUMPER LEFT | 96x40/44x33/40 | 2310 | 2440 | 2565 | 2695 | 2820 | 2950 | 1685 | 1765 | 1845 |

PORTOFINO

FEATURES:

- *Wall hugger power recliners with full footrest (manual n/a).
- Manual adjustable headrest on all items (2 on square corner & stationary on wedge).
- Seat cushions with shaped foam + 1" layer of memory foam on top; arm with memory foam.
- Stitching: Small thread in fabric & large flat thread in leather.
- Lounge chair reclining back items with "Push Back" mechanism; wall clearance 10".
- *Excludes Chairs 043 & 163: Wall clearance 16"

Note: 2 recliner seats separated by a corner can not be opened at the same time. No recliner seats beside #155 Small Square Corner.

OPTIONS

- Battery Pack: Add \$125/ea.
- Motorized headrest: Add \$125 ea. (Motorized headrest N/A on stationary & lounge chair items).
- Choice of Large or Small 6" Arm: Leg on LARGE arm: LG103 wood or LG189 metal (Black or Chrome). SMALL Arm: LG08 wood or LG196 metal (Black or Chrome). Specify colour.
- Seat Depth: 20" or *22". *22" seat depth N/A on chairs 043 & 163.
- 043 & 163 Chairs: with wood base, add \$165 (specify colour).

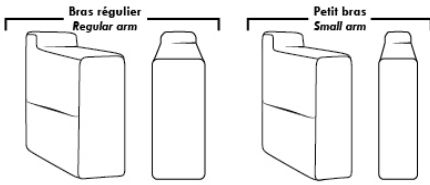
ACCESSORIES (n/a on small 6" arm)

- Grommet \$35 ea | Swivel tray & Wine Glass holder \$20 ea., Tablet holder \$40 & LED Lamp \$50.
- Metal Cup Holder: \$25 ea. (1 per arm/160/190 & 2 side by side on 159). Specify colour: Stainless, Black or Gold.
- *STORAGE items 159-160-190 with 2 USB/Electric outlets. *Must be used between 2 seats. Pieces are plain (without arm detail) & are not finished on the sides.

| Description | L x D x H | Leather | | | | | | Fabric | | |
|-------------------------------------|----------------|------------|-------------------------------|--|---|----------------------------------|--------------|--------|----------|------|
| | | 10 Pony | 20 Hugo Madras Softy | 30 Empire Fantasy Illusion Tucson Utah Vintage Yukon | 40 Diamond Elegance Princess Santiago Sensation Sunset Trina Victoria | 50 Bull Cassiope Dublin | 60 Caress | A | B COM | C |
| 235 SECTIONAL APT SOFA BUMPER RIGHT | 96x40/44x33/40 | 2310 | 2440 | 2565 | 2695 | 2820 | 2950 | 1685 | 1765 | 1845 |
| CONFIGURATIONS | | | | | | | | | | |
| A CONFIG (169-170) | 82X40X40 | 2960 | 3090 | 3220 | 3360 | 3490 | 3620 | 2430 | 2560 | 2690 |
| B CONFIG (169-171-174) | 113X62X40 | 4080 | 4270 | 4460 | 4660 | 4850 | 5040 | 3300 | 3485 | 3665 |
| C CONFIG (096-055-171-170) | 115X115X40 | 6010 | 6300 | 6590 | 6895 | 7185 | 7475 | 4775 | 5010 | 5240 |
| D CONFIG (169-171-235) | 115X96X40 | 4955 | 5195 | 5430 | 5675 | 5910 | 6150 | 3855 | 4050 | 4245 |
| J CONFIG (041-042) | 68X40X40 | 2810 | 2920 | 3030 | 3140 | 3250 | 3370 | 2330 | 2400 | 2470 |
| K CONFIG (041-071-005) | 92X62X40 | 3815 | 3970 | 4135 | 4290 | 4445 | 4605 | 3120 | 3245 | 3370 |
| L CONFIG (012-055-071-042) | 102X102X40 | 5670 | 5935 | 6205 | 6480 | 6745 | 7015 | 4555 | 4740 | 4915 |
| M CONFIG (041-071-024) | 102X89X40 | 4725 | 4960 | 5205 | 5440 | 5680 | 5920 | 3685 | 3850 | 4010 |

PORTOFINO

OPTIMA



Spécifications | Specifications

Appui-tête levé / Headrest up
 Appui-tête baissé / Headrest down
 Complètement incliné / Fully reclined

(A) Hauteur complète 40" / Total Height
 (B) Hauteur appui-tête baissé 33" / Height headrest down
 (C) Hauteur du bras 24,5" / Arm Height
 (D) Hauteur du siège 19,5" / Seat height
 (E) Profondeur inclinée 65" / Depth fully reclined
 (F) Profondeur d'assise 20" ou/ou 22" / Seat depth
 (G) Profondeur appui-tête monté 36" / Depth with headrest up

Siège 30" de large | 30" Seat Width

Siège 23" de large | 23" Seat Width

Autres | Others

Fauteuil berçant, pivotant et inclinable / **Swivel, rocking motion chair**

N'est pas un mécanisme protège-mur / Not a wall hugger mechanism
 Dégagement mural: 16" / Wall clearance: 16"

30" Populaires | Popular CONFIGURATIONS 23"

Nos produits sont fabriqués à la main et des variations mineures peuvent survenir. / Our product is hand-made and minor variations can occur.

CDN Price List

PURE

FEATURES: Seat cushions contain feathers. Back cushions reversible.

LEGS: Specify colour of legs LG107.

COMBO #1: Cover #2 on backs & seats. PRICE: See "Product Knowledge" booklet.

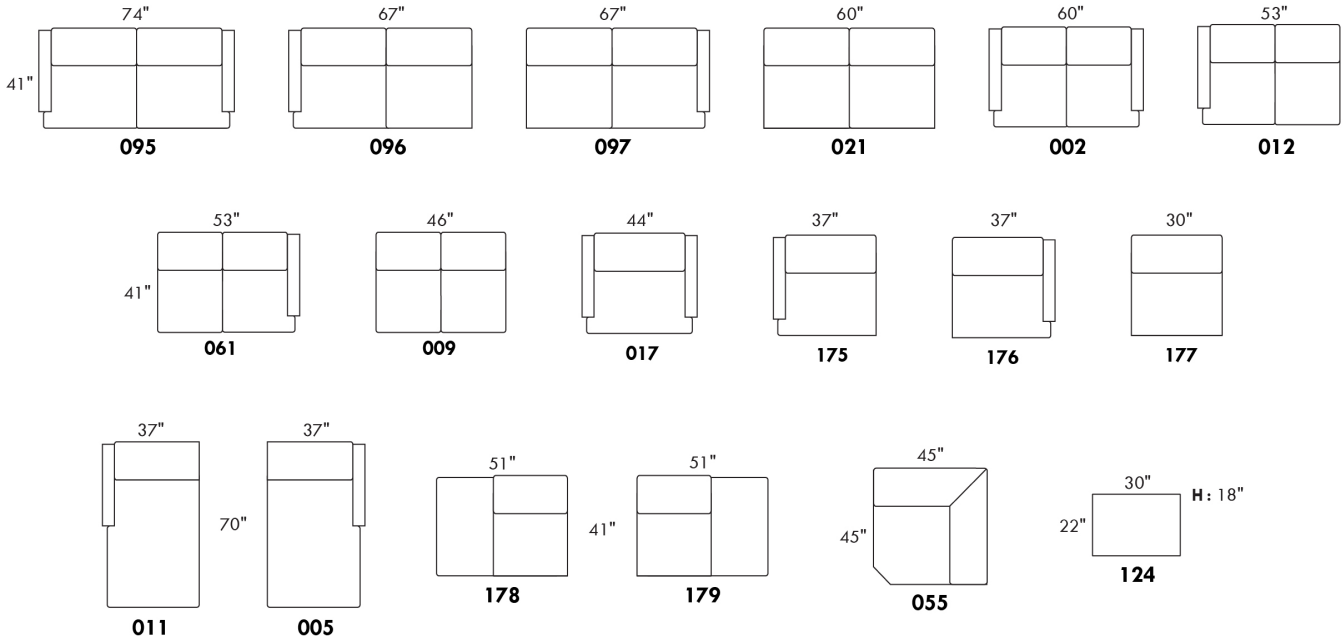
COMBO #2: Cover #2 SEATS in LEATHER ONLY; Grade 10 to 30 add \$60 per seat cushion. Grade 40 to 60 add \$90 per seat cushion. Lounge = 2 seats.

| Description | L x D x H | Leather | | | | | | Fabric | | |
|---------------------------------------|-----------|------------|-------------------------------|---|---|----------------------------------|--------------|--------|----------|------|
| | | 10 Pony | 20 Hugo Madras Softy | 30 Empire Fantasy Illusion Tucson Utah Vintage Yukon | 40 Diamond Elegance Princess Santiago Sensation Sunset Trina Victoria | 50 Bull Cassiope Dublin | 60 Caress | A | B COM | C |
| 002 LOVESEAT | 60X41X34 | 1545 | 1635 | 1750 | 1845 | 1955 | 2045 | 950 | 1000 | 1060 |
| 005 LOUNGE CHAIR RIGHT ARM | 37X70X34 | 1320 | 1410 | 1510 | 1600 | 1695 | 1775 | 915 | 975 | 1025 |
| 009 ARMLESS LOVESEAT | 46X41X34 | 1115 | 1215 | 1325 | 1420 | 1520 | 1615 | 830 | 885 | 955 |
| 011 LOUNGE CHAIR LEFT ARM | 37X70X34 | 1320 | 1410 | 1510 | 1600 | 1695 | 1775 | 915 | 975 | 1025 |
| 012 LOVESEAT LEFT ARM | 53X41X34 | 1320 | 1415 | 1520 | 1615 | 1720 | 1820 | 875 | 950 | 1000 |
| 017 DOUBLE CHAIR | 44X41X34 | 1195 | 1250 | 1330 | 1395 | 1460 | 1530 | 810 | 855 | 915 |
| 021 APARTMENT SOFA NO ARM | 60X41X34 | 1430 | 1540 | 1650 | 1765 | 1880 | 1990 | 1090 | 1155 | 1215 |
| 055 SQUARE CORNER | 45X45X34 | 975 | 1020 | 1090 | 1135 | 1195 | 1240 | 810 | 850 | 905 |
| 061 LOVESEAT RIGHT ARM | 53X41X34 | 1320 | 1415 | 1520 | 1615 | 1720 | 1820 | 875 | 950 | 1000 |
| 095 APARTMENT SOFA | 74X41X34 | 1855 | 1975 | 2095 | 2205 | 2315 | 2430 | 1200 | 1265 | 1330 |
| 096 APARTMENT SOFA LEFT ARM | 67X41X34 | 1625 | 1745 | 1855 | 1975 | 2090 | 2200 | 1135 | 1205 | 1270 |
| 097 APARTMENT SOFA RIGHT ARM | 67X41X34 | 1625 | 1745 | 1855 | 1975 | 2090 | 2200 | 1135 | 1205 | 1270 |
| 124 STORAGE OTTOMAN | 30X22X18 | 575 | 605 | 640 | 665 | 695 | 720 | 520 | 530 | 540 |
| 175 DOUBLE CHAIR LEFT ARM | 37X41X34 | 970 | 1025 | 1105 | 1170 | 1235 | 1305 | 745 | 795 | 845 |
| 176 DOUBLE CHAIR RIGHT ARM | 37X41X34 | 970 | 1025 | 1105 | 1170 | 1235 | 1305 | 745 | 795 | 845 |
| 177 ARMLESS DOUBLE CHAIR | 30X41X34 | 780 | 845 | 920 | 985 | 1055 | 1115 | 695 | 745 | 795 |
| 178 ARMLESS DOUBLE CHAIR BUMPER LEFT | 51X41X34 | 1015 | 1100 | 1190 | 1265 | 1340 | 1420 | 765 | 815 | 865 |
| 179 ARMLESS DOUBLE CHAIR BUMPER RIGHT | 51X41X34 | 1015 | 1100 | 1190 | 1265 | 1340 | 1420 | 765 | 815 | 865 |
| CONFIGURATIONS | | | | | | | | | | |
| A CONF. A (096-055-176) | 82X112X34 | 3570 | 3790 | 4050 | 4280 | 4520 | 4745 | 2690 | 2850 | 3020 |
| B CONF. B (178-055-179) | 96X96X34 | 3005 | 3220 | 3470 | 3665 | 3875 | 4080 | 2340 | 2480 | 2635 |
| C CONF. C (011-177-055-179) | 112X96X34 | 4090 | 4375 | 4710 | 4985 | 5285 | 5550 | 3185 | 3385 | 3590 |
| D CONF. D (011-097) | 104X70X34 | 2945 | 3155 | 3365 | 3575 | 3785 | 3975 | 2050 | 2180 | 2295 |

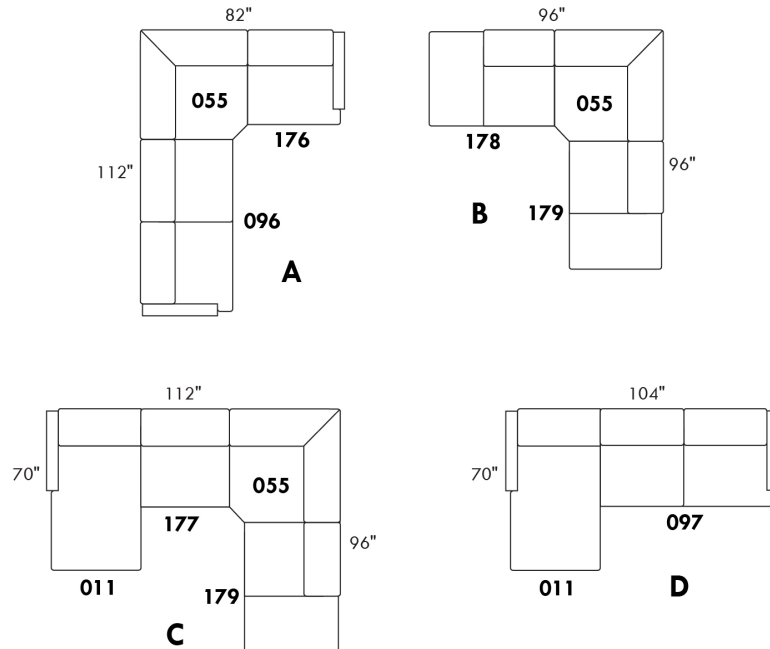
PURE



Hauteur complète 34" | Hauteur de siège 18" | Profondeur d'assise 24"
 Total Height 34" | Seat Height 18" | Seat Depth 24"



CONFIGURATIONS



www.jaymar.ca

Toutes les dimensions indiquées sont au pouce près. Nos produits sont fabriqués à la main et des variations mineures peuvent survenir.
 All dimensions indicated are to the nearest inch. Our product is hand-made and minor variations can occur.

CDN Price List

RIO

LEGS: Specify colour of legs LG172 and Ottoman LG68.

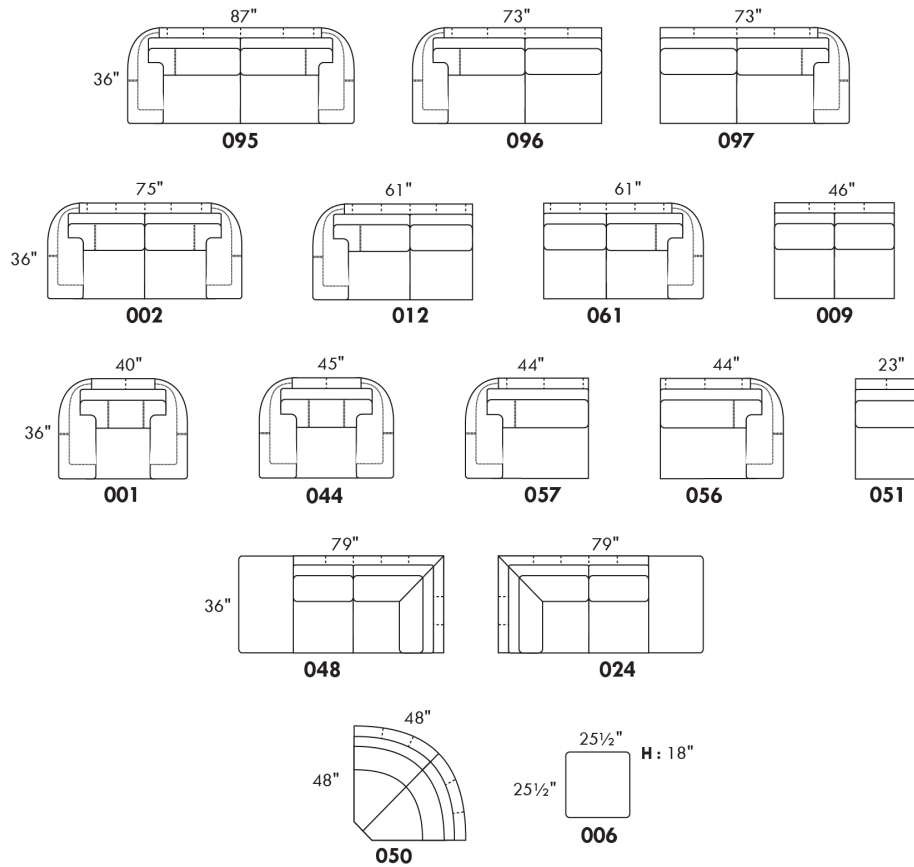
COMBO: Cover #2 on back, seat and armpad.

FABRIC: There is no stitching on back cushions.

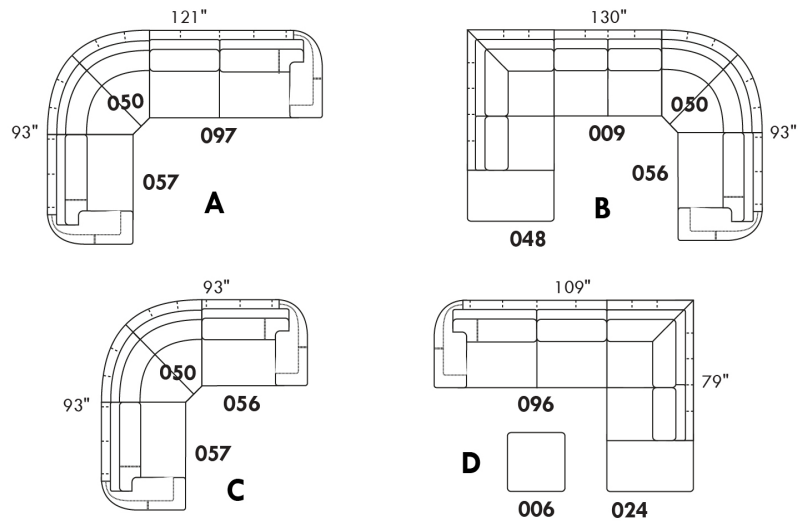
*REMARK: In leather and fabric, armless end pieces and wedge are not fully upholstered.

| Description | L x D x H | Leather | | | | | | Fabric | | |
|-------------------------------------|--------------|------------|-------------------------------|--|---|----------------------------------|--------------|--------|----------|------|
| | | 10 Pony | 20 Hugo Madras Softy | 30 Empire Fantasy Illusion Tucson Utah Vintage Yukon | 40 Diamond Elegance Princess Santiago Sensation Sunset Trina Victoria | 50 Bull Cassiope Dublin | 60 Caress | A | B COM | C |
| 001 CHAIR | 40X36X35 | 1170 | 1245 | 1335 | 1415 | 1495 | 1570 | 850 | 905 | 955 |
| 002 LOVESEAT | 75X36X35 | 1625 | 1745 | 1855 | 1975 | 2090 | 2200 | 1115 | 1190 | 1245 |
| 006 OTTOMAN | 25.5X25.5X18 | 480 | 520 | 545 | 570 | 590 | 625 | 395 | 405 | 415 |
| 009 ARMLESS LOVESEAT | 46X36X35 | 1275 | 1395 | 1520 | 1630 | 1755 | 1875 | 925 | 1000 | 1070 |
| 012 LOVESEAT LEFT ARM | 61X36X35 | 1460 | 1570 | 1695 | 1805 | 1905 | 2020 | 1020 | 1095 | 1160 |
| 024 SECTIONAL LOVESEAT BUMPER RIGHT | 79X36X35 | 1710 | 1825 | 1955 | 2070 | 2185 | 2305 | 1190 | 1245 | 1320 |
| 044 RECLINER CHAIR | 45X36X35 | 1320 | 1395 | 1485 | 1560 | 1630 | 1720 | 985 | 1025 | 1080 |
| 048 SECTIONAL LOVESEAT BUMPER LEFT | 79X36X35 | 1710 | 1825 | 1955 | 2070 | 2185 | 2305 | 1190 | 1245 | 1320 |
| 050 WEDGE | 48X48X35 | 1020 | 1105 | 1195 | 1270 | 1345 | 1430 | 720 | 765 | 810 |
| 051 ARMLESS CHAIR | 23X36X35 | 835 | 915 | 1000 | 1080 | 1160 | 1235 | 670 | 720 | 765 |
| 056 CHAIR RIGHT ARM | 44X36X35 | 1005 | 1090 | 1170 | 1245 | 1330 | 1410 | 750 | 800 | 850 |
| 057 CHAIR LEFT ARM | 44X36X35 | 1005 | 1090 | 1170 | 1245 | 1330 | 1410 | 750 | 800 | 850 |
| 061 LOVESEAT RIGHT ARM | 61X36X35 | 1460 | 1570 | 1695 | 1805 | 1905 | 2020 | 1020 | 1095 | 1160 |
| 095 APARTMENT SOFA | 87X36X35 | 1825 | 1960 | 2095 | 2220 | 2350 | 2490 | 1235 | 1325 | 1410 |
| 096 APARTMENT SOFA LEFT ARM | 73X36X35 | 1635 | 1770 | 1905 | 2045 | 2180 | 2310 | 1140 | 1225 | 1305 |
| 097 APARTMENT SOFA RIGHT ARM | 73X36X35 | 1635 | 1770 | 1905 | 2045 | 2180 | 2310 | 1140 | 1225 | 1305 |
| CONFIGURATIONS | | | | | | | | | | |
| A CONF. A (057-050-097) | 121X93X35 | 3660 | 3965 | 4270 | 4560 | 4855 | 5150 | 2610 | 2790 | 2965 |
| B CONF. B (048-009-050-056) | 130X93X35 | 5010 | 5415 | 5840 | 6215 | 6615 | 7020 | 3585 | 3810 | 4050 |
| C CONF. C (057-050-056) | 93X93X35 | 3030 | 3285 | 3535 | 3760 | 4005 | 4250 | 2220 | 2365 | 2510 |
| D CONF. D (096-024-006) | 109X79X35 | 3825 | 4115 | 4405 | 4685 | 4955 | 5240 | 2725 | 2875 | 3040 |

Hauteur complète 35" | Hauteur de siège 19" | Hauteur devant bras 23" | Profondeur d'assise 20"
Total Height 35" | Seat Height 19" | Arm Height 23" | Seat Depth 20"



CONFIGURATIONS



www.jaymar.ca

Toutes les dimensions indiquées sont au pouce près. Nos produits sont fabriqués à la main et des variations mineures peuvent survenir.
All dimensions indicated are to the nearest inch. Our product is hand-made and minor variations can occur.

RIOPEL

LEGS: LG64 metal or LG35 wood (specify colour). / COMBO: Cover #2 on back only.
1x Removable head-rest included with motion skus 044-041-042 & 071. EXTRA head-rest on non motion back; add \$125/head-rest.
Specify REGULAR SEATING 21" or DEEP SEATING 22". The following ITEMS are NOT AVAILABLE in DEEP SEATING:
018-023-046-050-055-062-063 & ALL MOTION skus 044-041-042 & 071.

OPTIONS:

With cup holder: \$50/arm; Specify colour: Stainless, Black metal or Antique Gold.
Upholstery of seat cushions with feathers: Add \$60/seat. Bumper counts as 1 seat, skus 005-011-062 and 063 count as 2 seats each.
Sofa bed MATTRESS: Regular 4" thick mattress included. OPTIONAL mattresses:
- 4,5" thick mattress with coils and memory foam with gel: add \$100 or
- 5" thick mattress with high density foam and memory foam with gel: add \$150.
Motorized reclining mechanism with TOUCH-SENSOR button add \$125/mechanism.
WIRELESS (Battery) motorized reclining mechanism add \$250 per mechanism.
N.B.: 2 reclining seats SEPARATED BY a WEDGE or SQUARE CORNER cannot be opened at the same time.

| Description | L x D x H | Leather | | | | | | Fabric | | |
|-------------------------------------|--------------|------------|-------------------------------|---|---|----------------------------------|--------------|--------|----------|------|
| | | 10 Pony | 20 Hugo Madras Softy | 30 Empire Fantasy Illusion Tucson Utah Vintage Yukon | 40 Diamond Elegance Princess Santiago Sensation Sunset Trina Victoria | 50 Bull Cassiope Dublin | 60 Caress | A | B COM | C |
| 001 CHAIR | 40X37X35 | 1045 | 1120 | 1210 | 1290 | 1365 | 1445 | 735 | 770 | 810 |
| 002 LOVESEAT | 63X37X35 | 1500 | 1605 | 1720 | 1825 | 1935 | 2030 | 1005 | 1065 | 1120 |
| 003 SOFA | 86X37X35 | 1855 | 1990 | 2125 | 2260 | 2390 | 2525 | 1295 | 1375 | 1455 |
| 005 LOUNGE CHAIR RIGHT ARM | 31.5X61X35 | 1225 | 1315 | 1405 | 1490 | 1570 | 1650 | 845 | 915 | 980 |
| 006 OTTOMAN | 25.5X25.5X19 | 470 | 515 | 545 | 575 | 610 | 645 | 395 | 405 | 415 |
| 009 ARMLESS LOVESEAT | 46X37X35 | 1160 | 1250 | 1355 | 1460 | 1560 | 1650 | 830 | 885 | 955 |
| 011 LOUNGE CHAIR LEFT ARM | 31.5X61X35 | 1225 | 1315 | 1405 | 1490 | 1570 | 1650 | 845 | 915 | 980 |
| 012 LOVESEAT LEFT ARM | 54.5X37X35 | 1325 | 1420 | 1530 | 1620 | 1730 | 1825 | 910 | 975 | 1030 |
| 018 ANGULAR LOVESEAT LEFT ARM | 68.5X51X35 | 1410 | 1515 | 1620 | 1735 | 1835 | 1950 | 985 | 1045 | 1105 |
| 023 ANGULAR LOVESEAT RIGHT ARM | 68.5X51X35 | 1410 | 1515 | 1620 | 1735 | 1835 | 1950 | 985 | 1045 | 1105 |
| 024 SECTIONAL LOVESEAT BUMPER RIGHT | 80X37X35 | 1545 | 1640 | 1760 | 1865 | 1975 | 2085 | 1030 | 1100 | 1160 |
| 040 ARMLESS SOFA | 69X37X35 | 1530 | 1650 | 1785 | 1935 | 2060 | 2195 | 1105 | 1195 | 1275 |
| 041 RECLINING CHAIR LEFT ARM | 31.5X37X43 | 1190 | 1250 | 1335 | 1410 | 1485 | 1555 | 960 | 1010 | 1070 |
| 042 RECLINING CHAIR RIGHT ARM | 31.5X37X43 | 1190 | 1250 | 1335 | 1410 | 1485 | 1555 | 960 | 1010 | 1070 |
| 044 RECLINER CHAIR | 40X37X43 | 1350 | 1430 | 1510 | 1575 | 1640 | 1730 | 1030 | 1095 | 1140 |
| 045 ARMLESS LOVESEAT BUMPER RIGHT | 66X37X35 | 1345 | 1455 | 1565 | 1670 | 1770 | 1880 | 925 | 990 | 1060 |
| 046 ARMLESS ANGULAR LOVESEAT | 60X51X35 | 1265 | 1365 | 1485 | 1580 | 1695 | 1785 | 895 | 965 | 1020 |
| 048 SECTIONAL LOVESEAT BUMPER LEFT | 80X37X35 | 1545 | 1640 | 1760 | 1865 | 1975 | 2085 | 1030 | 1100 | 1160 |
| 050 WEDGE | 48X48X35 | 1095 | 1165 | 1240 | 1320 | 1385 | 1460 | 825 | 865 | 915 |
| 051 ARMLESS CHAIR | 23X37X35 | 710 | 755 | 810 | 850 | 905 | 955 | 570 | 605 | 640 |
| 052 SOFA LEFT ARM | 77.5X37X35 | 1690 | 1820 | 1960 | 2090 | 2215 | 2345 | 1195 | 1275 | 1355 |
| 053 SOFA RIGHT ARM | 77.5X37X35 | 1690 | 1820 | 1960 | 2090 | 2215 | 2345 | 1195 | 1275 | 1355 |

RIOPEL

LEGS: LG64 metal or LG35 wood (specify colour). / COMBO: Cover #2 on back only.
1x Removable head-rest included with motion skus 044-041-042 & 071. EXTRA head-rest on non motion back; add \$125/head-rest.
Specify REGULAR SEATING 21" or DEEP SEATING 22". The following ITEMS are NOT AVAILABLE in DEEP SEATING:
018-023-046-050-055-062-063 & ALL MOTION skus 044-041-042 & 071.

OPTIONS:

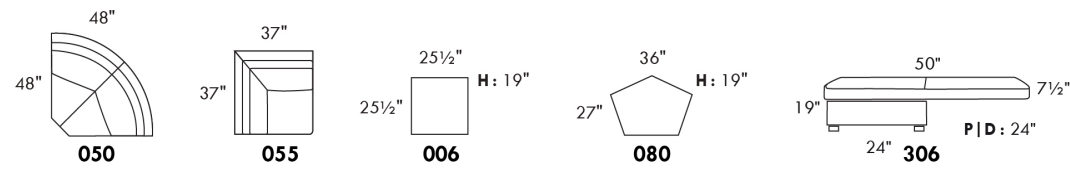
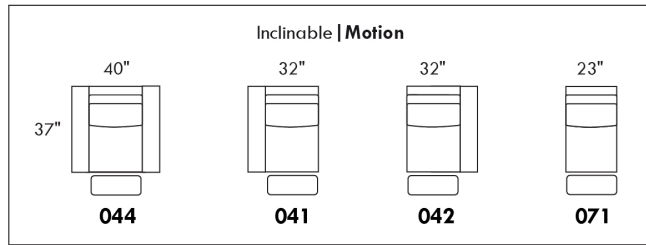
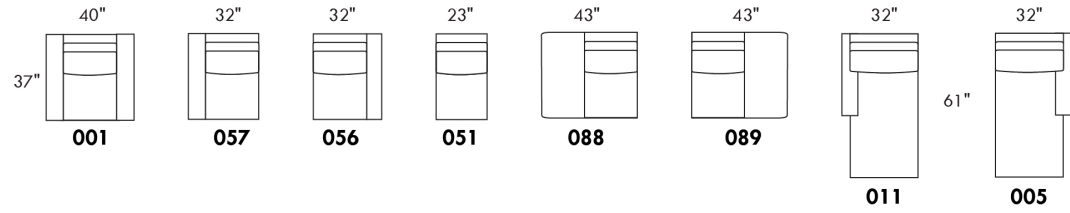
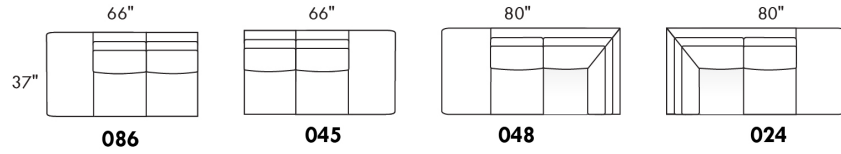
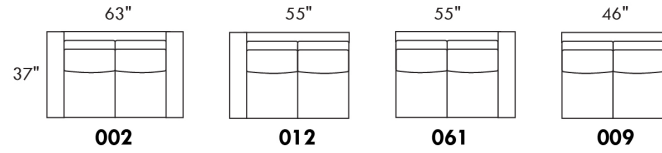
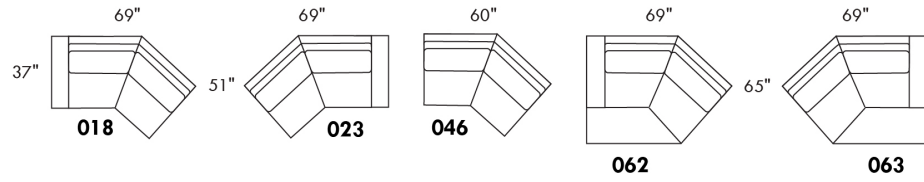
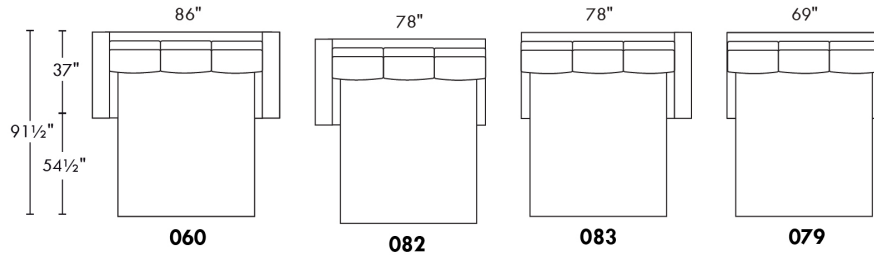
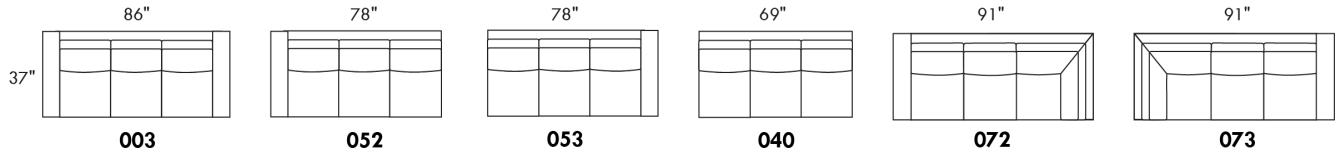
With cup holder: \$50/arm; Specify colour: Stainless, Black metal or Antique Gold.
Upholstery of seat cushions with feathers: Add \$60/seat. Bumper counts as 1 seat, skus 005-011-062 and 063 count as 2 seats each.
Sofa bed MATTRESS: Regular 4" thick mattress included. OPTIONAL mattresses:
- 4,5" thick mattress with coils and memory foam with gel: add \$100 or
- 5" thick mattress with high density foam and memory foam with gel: add \$150.
Motorized reclining mechanism with TOUCH-SENSOR button add \$125/mechanism.
WIRELESS (Battery) motorized reclining mechanism add \$250 per mechanism.
N.B.: 2 reclining seats SEPARATED BY a WEDGE or SQUARE CORNER cannot be opened at the same time.

| Description | L x D x H | Leather | | | | | | Fabric | | |
|----------------------------------|------------|------------|-------------------------------|--|---|----------------------------------|--------------|--------|----------|------|
| | | 10 Pony | 20 Hugo Madras Softy | 30 Empire Fantasy Illusion Tucson Utah Vintage Yukon | 40 Diamond Elegance Princess Santiago Sensation Sunset Trina Victoria | 50 Bull Cassiope Dublin | 60 Caress | A | B COM | C |
| 055 SQUARE CORNER | 37X37X35 | 1055 | 1120 | 1205 | 1275 | 1345 | 1420 | 780 | 835 | 885 |
| 056 CHAIR RIGHT ARM | 31.5X37X35 | 870 | 955 | 1020 | 1100 | 1170 | 1240 | 655 | 695 | 735 |
| 057 CHAIR LEFT ARM | 31.5X37X35 | 870 | 955 | 1020 | 1100 | 1170 | 1240 | 655 | 695 | 735 |
| 060 QUEEN SOFA BED | 86X37X35 | 2145 | 2280 | 2405 | 2545 | 2680 | 2810 | 1575 | 1665 | 1750 |
| 061 LOVESEAT RIGHT ARM | 54.5X37X35 | 1325 | 1420 | 1530 | 1620 | 1730 | 1825 | 910 | 975 | 1030 |
| 062 ANGLE CHAIR LEFT ARM | 68.5X65X35 | 1265 | 1340 | 1430 | 1510 | 1580 | 1665 | 875 | 945 | 985 |
| 063 ANGLE CHAIR RIGHT ARM | 68.5X65X35 | 1265 | 1340 | 1430 | 1510 | 1580 | 1665 | 875 | 945 | 985 |
| 071 ARMLESS RECLINING CHAIR | 23X37X43 | 1015 | 1065 | 1115 | 1165 | 1210 | 1250 | 870 | 910 | 950 |
| 072 SECTIONAL SOFA LEFT ARM | 91X37X35 | 1990 | 2120 | 2260 | 2390 | 2525 | 2645 | 1380 | 1465 | 1555 |
| 073 SECTIONAL SOFA RIGHT ARM | 91X37X35 | 1990 | 2120 | 2260 | 2390 | 2525 | 2645 | 1380 | 1465 | 1555 |
| 079 QUEEN SOFA BED NO ARM | 69X37X35 | 1815 | 1950 | 2085 | 2210 | 2340 | 2480 | 1395 | 1485 | 1565 |
| 080 ANGULAR OTTOMAN | 36X27X19 | 550 | 575 | 610 | 640 | 665 | 695 | 450 | 460 | 475 |
| 082 QUEEN SOFA BED LEFT ARM | 77.5X37X35 | 1965 | 2095 | 2230 | 2360 | 2495 | 2620 | 1490 | 1565 | 1635 |
| 083 QUEEN SOFA BED RIGHT ARM | 77.5X37X35 | 1965 | 2095 | 2230 | 2360 | 2495 | 2620 | 1490 | 1565 | 1635 |
| 086 ARMLESS LOVESEAT BUMPER LEFT | 66X37X35 | 1345 | 1455 | 1565 | 1670 | 1770 | 1880 | 925 | 990 | 1060 |
| 088 ARMLESS CHAIR BUMPER LEFT | 43X37X35 | 895 | 975 | 1060 | 1135 | 1215 | 1295 | 670 | 725 | 775 |
| 089 ARMLESS CHAIR BUMPER RIGHT | 43X37X35 | 895 | 975 | 1060 | 1135 | 1215 | 1295 | 670 | 725 | 775 |
| 306 OTTOMAN WITH LOUNGE CUSHION | 24X24X19 | 565 | 605 | 655 | 695 | 735 | 770 | 455 | 480 | 520 |

RIOPEL



Hauteur complète 35" | Hauteur de siège 19" | Profondeur d'assise 21"/22"
 Total Height 35" | Seat Height 19" | Seat Depth 21"/22"



www.jaymar.ca
 Toutes les dimensions indiquées sont au pouce près. Nos produits sont fabriqués à la main et des variations mineures peuvent survenir.
 All dimensions indicated are to the nearest inch. Our product is hand-made and minor variations can occur.



RODOLFO

Features: Adjustable headrest included with all items (2 on square corner). Stitching: French Stitch. In fabric: small thread and in Leather: Large flat thread. Memory foam in arms & seat cushions. Lounge Chair Reclining Back items with "Push Back" mechanism. Cupholder N/A with this style.

OPTIONS - Provide SKETCH of your config.:

Small 6" Arm Width: at same price.

Leg (specify colour): On LARGE. Arm: LG187 wood or LG189 metal (Black or Chrome). On SMALL Arm: LG08 wood or LG64 metal.

Table (#154): Specify colour of wood table top.

043 & 163 Chairs: with wood base, add \$165 (specify colour).

PREMIUM Option (avail. only with MOTORIZED option): Full footrest + upholstered seat cushions with shaped foam & 1" layer of memory foam on entire set (on stationary & recliner seats); ADD \$30/seat. Bumper section counts as 1 seat & lounge chairs as 2 seats.

Motorized reclining mechanism add \$125/mechanism. For WIRELESS motorized reclining (Battery), add \$250.

NB: 2 recliner seats SEPARATED by a CORNER or a TABLE cannot be opened at the same time.

| Description | L x D x H | Leather | | | | | | Fabric | | |
|-------------------------------------|----------------|------------|-------------------------------|--|---|----------------------------------|--------------|--------|----------|------|
| | | 10 Pony | 20 Hugo Madras Softy | 30 Empire Fantasy Illusion Tucson Utah Vintage Yukon | 40 Diamond Elegance Princess Santiago Sensation Sunset Trina Victoria | 50 Bull Cassiope Dublin | 60 Caress | A | B COM | C |
| 001 CHAIR | 43x40x30/39 | 1355 | 1440 | 1530 | 1605 | 1690 | 1760 | 1065 | 1105 | 1140 |
| 002 LOVESEAT | 66x40x30/39 | 1945 | 2030 | 2140 | 2235 | 2335 | 2435 | 1510 | 1565 | 1620 |
| 003 SOFA | 90x40x30/39 | 2325 | 2445 | 2580 | 2710 | 2830 | 2955 | 1805 | 1880 | 1965 |
| 005 LOUNGE CHAIR RIGHT ARM | 34x62x30/39 | 1230 | 1290 | 1350 | 1415 | 1470 | 1535 | 955 | 1000 | 1055 |
| 009 ARMLESS LOVESEAT | 47x40x30/39 | 1350 | 1415 | 1485 | 1540 | 1600 | 1650 | 1025 | 1095 | 1155 |
| 011 LOUNGE CHAIR LEFT ARM | 34x62x30/39 | 1230 | 1290 | 1350 | 1415 | 1470 | 1535 | 955 | 1000 | 1055 |
| 012 LOVESEAT LEFT ARM | 57x40x30/39 | 1640 | 1735 | 1820 | 1890 | 1975 | 2050 | 1270 | 1330 | 1385 |
| 017 DOUBLE CHAIR | 50x40x30/39 | 1435 | 1520 | 1610 | 1700 | 1775 | 1865 | 1115 | 1170 | 1225 |
| 021 APARTMENT SOFA NO ARM | 61x40x30/39 | 1540 | 1615 | 1710 | 1775 | 1855 | 1950 | 1165 | 1235 | 1315 |
| 024 SECTIONAL LOVESEAT BUMPER RIGHT | 89x40/44x30/39 | 2125 | 2260 | 2395 | 2530 | 2660 | 2800 | 1510 | 1580 | 1665 |
| 040 ARMLESS SOFA | 71x40x30/39 | 1740 | 1825 | 1905 | 1995 | 2090 | 2175 | 1330 | 1410 | 1490 |
| 041 RECLINING CHAIR LEFT ARM | 34x40x30/39 | 1200 | 1250 | 1325 | 1380 | 1440 | 1500 | 965 | 1000 | 1030 |
| 042 RECLINING CHAIR RIGHT ARM | 34x40x30/39 | 1200 | 1250 | 1325 | 1380 | 1440 | 1500 | 965 | 1000 | 1030 |
| 043 SWIVEL ROCKING RECLINING CHAIR | 30 x 34 x 42 | 1475 | 1555 | 1645 | 1740 | 1820 | 1900 | 1180 | 1215 | 1250 |
| 044 RECLINER CHAIR | 43x40x30/39 | 1490 | 1565 | 1640 | 1735 | 1815 | 1885 | 1200 | 1235 | 1275 |
| 045 ARMLESS LOVESEAT BUMPER RIGHT | 68x40x30/39 | 1580 | 1670 | 1760 | 1845 | 1945 | 2015 | 1205 | 1265 | 1325 |
| 048 SECTIONAL LOVESEAT BUMPER LEFT | 89x40/44x30/39 | 2125 | 2260 | 2395 | 2530 | 2660 | 2800 | 1510 | 1580 | 1665 |
| 051 ARMLESS CHAIR | 24x40x30/39 | 780 | 825 | 865 | 910 | 955 | 985 | 585 | 630 | 670 |
| 052 SOFA LEFT ARM | 80x40x30/39 | 2030 | 2140 | 2250 | 2350 | 2460 | 2565 | 1565 | 1635 | 1730 |
| 053 SOFA RIGHT ARM | 80x40x30/39 | 2030 | 2140 | 2250 | 2350 | 2460 | 2565 | 1565 | 1635 | 1730 |
| 055 SQUARE CORNER | 44x44x30/39 | 1405 | 1485 | 1565 | 1635 | 1730 | 1805 | 1080 | 1120 | 1170 |



RODOLFO

Features: Adjustable headrest included with all items (2 on square corner). Stitching: French Stitch. In fabric: small thread and in Leather: Large flat thread. Memory foam in arms & seat cushions. Lounge Chair Reclining Back items with "Push Back" mechanism. Cupholder N/A with this style.

OPTIONS - Provide SKETCH of your config.:

Small 6" Arm Width: at same price.

Leg (specify colour): On LARGE. Arm: LG187 wood or LG189 metal (Black or Chrome). On SMALL Arm: LG08 wood or LG64 metal.

Table (#154): Specify colour of wood table top.

043 & 163 Chairs: with wood base, add \$165 (specify colour).

PREMIUM Option (avail. only with MOTORIZED option): Full footrest + upholstered seat cushions with shaped foam & 1" layer of memory foam on entire set (on stationary & recliner seats); ADD \$30/seat. Bumper section counts as 1 seat & lounge chairs as 2 seats.

Motorized reclining mechanism add \$125/mechanism. For WIRELESS motorized reclining (Battery), add \$250.

NB: 2 recliner seats SEPARATED by a CORNER or a TABLE cannot be opened at the same time.

| Description | L x D x H | Leather | | | | | | Fabric | | |
|--|--------------|------------|-------------------------------|--|---|----------------------------------|--------------|--------|----------|------|
| | | 10 Pony | 20 Hugo Madras Softy | 30 Empire Fantasy Illusion Tucson Utah Vintage Yukon | 40 Diamond Elegance Princess Santiago Sensation Sunset Trina Victoria | 50 Bull Cassiope Dublin | 60 Caress | A | B COM | C |
| 056 CHAIR RIGHT ARM | 34x40x30/39 | 1070 | 1130 | 1200 | 1250 | 1320 | 1375 | 830 | 865 | 910 |
| 057 CHAIR LEFT ARM | 34x40x30/39 | 1070 | 1130 | 1200 | 1250 | 1320 | 1375 | 830 | 865 | 910 |
| 061 LOVESEAT RIGHT ARM | 57x40x30/39 | 1640 | 1735 | 1820 | 1890 | 1975 | 2050 | 1270 | 1330 | 1385 |
| 071 ARMLESS RECLINING CHAIR | 24x40x30/39 | 910 | 955 | 990 | 1025 | 1070 | 1110 | 725 | 775 | 830 |
| 086 ARMLESS LOVESEAT BUMPER LEFT | 68x40x30/39 | 1580 | 1670 | 1760 | 1845 | 1945 | 2015 | 1205 | 1265 | 1325 |
| 088 ARMLESS CHAIR BUMPER LEFT | 45x40x30/39 | 1010 | 1080 | 1155 | 1215 | 1285 | 1345 | 765 | 800 | 840 |
| 089 ARMLESS CHAIR BUMPER RIGHT | 45x40x30/39 | 1010 | 1080 | 1155 | 1215 | 1285 | 1345 | 765 | 800 | 840 |
| 095 APARTMENT SOFA | 80x40x30/39 | 2115 | 2235 | 2360 | 2485 | 2600 | 2725 | 1630 | 1715 | 1775 |
| 096 APARTMENT SOFA LEFT ARM | 71x40x30/39 | 1830 | 1935 | 2030 | 2125 | 2230 | 2330 | 1405 | 1470 | 1545 |
| 097 APARTMENT SOFA RIGHT ARM | 71x40x30/39 | 1830 | 1935 | 2030 | 2125 | 2230 | 2330 | 1405 | 1470 | 1545 |
| 124 STORAGE OTTOMAN | 30x22x17 | 530 | 550 | 580 | 610 | 640 | 665 | 445 | 455 | 470 |
| 154 UPHOLSTERED ANGULAR TABLE | 7/34x32.5x19 | 450 | 475 | 520 | 540 | 565 | 585 | 385 | 400 | 410 |
| 163 DBL SWIVEL ROCKING RECLINER CHAIR | 33 x 34 x 42 | 1510 | 1605 | 1695 | 1770 | 1865 | 1955 | 1185 | 1220 | 1255 |
| 165 DOUBLE RECLINING CHAIR | 50x40x30/39 | 1565 | 1640 | 1745 | 1830 | 1905 | 1995 | 1250 | 1315 | 1355 |
| 167 APARTMENT SOFA NO ARM BUMPER LEFT | 82x40x30/39 | 1765 | 1875 | 1985 | 2095 | 2200 | 2305 | 1340 | 1415 | 1490 |
| 168 APARTMENT SOFA NO ARM BUMPER RIGHT | 82x40x30/39 | 1765 | 1875 | 1985 | 2095 | 2200 | 2305 | 1340 | 1415 | 1490 |
| 169 DOUBLE RECLINING CHAIR LEFT ARM | 41x40x30/39 | 1275 | 1340 | 1415 | 1485 | 1545 | 1610 | 1015 | 1070 | 1120 |
| 170 DOUBLE RECLINING CHAIR RIGHT ARM | 41x40x30/39 | 1275 | 1340 | 1415 | 1485 | 1545 | 1610 | 1015 | 1070 | 1120 |
| 171 ARMLESS DOUBLE RECLINING CHAIR | 31x40x30/39 | 985 | 1030 | 1100 | 1155 | 1205 | 1250 | 775 | 825 | 865 |
| 173 DOUBLE LOUNGE CHAIR LEFT ARM | 41x62x30/39 | 1340 | 1420 | 1510 | 1580 | 1665 | 1745 | 1030 | 1105 | 1170 |
| 174 DOUBLE LOUNGE CHAIR RIGHT ARM | 41x62x30/39 | 1340 | 1420 | 1510 | 1580 | 1665 | 1745 | 1030 | 1105 | 1170 |
| 175 DOUBLE CHAIR LEFT ARM | 41x40x30/39 | 1140 | 1210 | 1285 | 1345 | 1415 | 1485 | 875 | 945 | 985 |



RODOLFO

Features: Adjustable headrest included with all items (2 on square corner). Stitching: French Stitch. In fabric: small thread and in Leather: Large flat thread. Memory foam in arms & seat cushions. Lounge Chair Reclining Back items with "Push Back" mechanism. Cupholder N/A with this style.

OPTIONS - Provide SKETCH of your config.:

Small 6" Arm Width: at same price.

Leg (specify colour): On LARGE. Arm: LG187 wood or LG189 metal (Black or Chrome). On SMALL Arm: LG08 wood or LG64 metal.

Table (#154): Specify colour of wood table top.

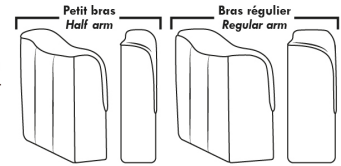
043 & 163 Chairs: with wood base, add \$165 (specify colour).

PREMIUM Option (avail. only with MOTORIZED option): Full footrest + upholstered seat cushions with shaped foam & 1" layer of memory foam on entire set (on stationary & recliner seats); ADD \$30/seat. Bumper section counts as 1 seat & lounge chairs as 2 seats.

Motorized reclining mechanism add \$125/mechanism. For WIRELESS motorized reclining (Battery), add \$250.

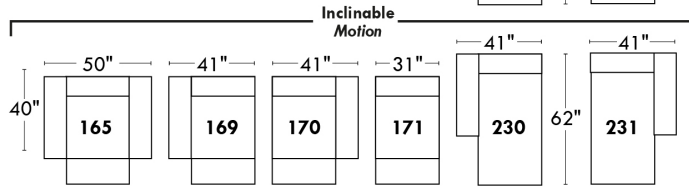
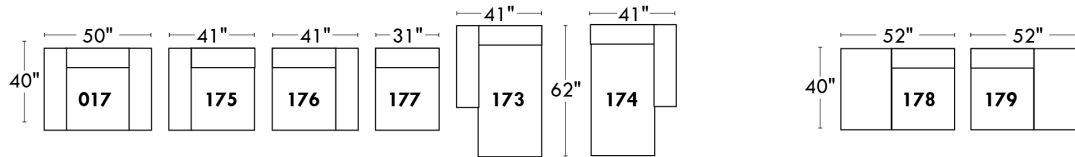
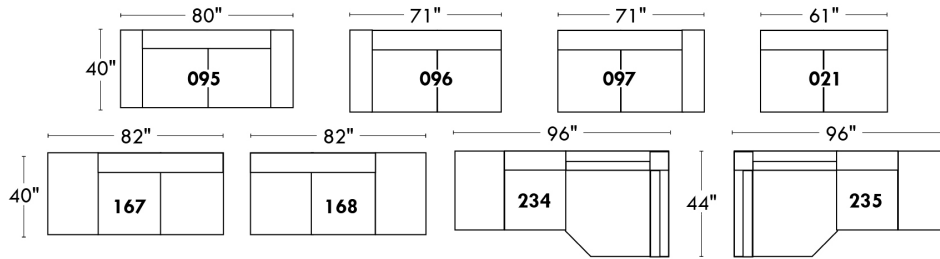
NB: 2 recliner seats SEPARATED by a CORNER or a TABLE cannot be opened at the same time.

| Description | L x D x H | Leather | | | | | | Fabric | | |
|--|----------------|------------|-------------------------------|--|---|----------------------------------|--------------|--------|----------|------|
| | | 10 Pony | 20 Hugo Madras Softy | 30 Empire Fantasy Illusion Tucson Utah Vintage Yukon | 40 Diamond Elegance Princess Santiago Sensation Sunset Trina Victoria | 50 Bull Cassiope Dublin | 60 Caress | A | B COM | C |
| 176 DOUBLE CHAIR RIGHT ARM | 41x40x30/39 | 1140 | 1210 | 1285 | 1345 | 1415 | 1485 | 875 | 945 | 985 |
| 177 ARMLESS DOUBLE CHAIR | 31x40x30/39 | 850 | 910 | 970 | 1015 | 1070 | 1120 | 645 | 695 | 740 |
| 178 ARMLESS DOUBLE CHAIR BUMPER LEFT | 52x40x30/39 | 1090 | 1160 | 1235 | 1315 | 1380 | 1455 | 830 | 875 | 945 |
| 179 ARMLESS DOUBLE CHAIR BUMPER RIGHT | 52x40x30/39 | 1090 | 1160 | 1235 | 1315 | 1380 | 1455 | 830 | 875 | 945 |
| 230 DBLE LOUNGE CHAIR RECLINING BACK L-ARM | 41x62x30/39 | 1485 | 1560 | 1635 | 1730 | 1805 | 1880 | 1140 | 1210 | 1275 |
| 231 DBLE LOUNGE CHAIR RECLINING BACK R-ARM | 41x62x30/39 | 1485 | 1560 | 1635 | 1730 | 1805 | 1880 | 1140 | 1210 | 1275 |
| 232 LOUNGE CHAIR RECLINING BACK LEFT ARM | 34x62x30/39 | 1365 | 1430 | 1495 | 1555 | 1610 | 1670 | 1060 | 1110 | 1165 |
| 233 LOUNGE CHAIR RECLINING BACK RIGHT ARM | 34x62x30/39 | 1365 | 1430 | 1495 | 1555 | 1610 | 1670 | 1060 | 1110 | 1165 |
| 234 SECTIONAL APT SOFA BUMPER LEFT | 96x40/44x30/39 | 2205 | 2335 | 2480 | 2605 | 2740 | 2870 | 1570 | 1665 | 1755 |
| 235 SECTIONAL APT SOFA BUMPER RIGHT | 96x40/44x30/39 | 2205 | 2335 | 2480 | 2605 | 2740 | 2870 | 1570 | 1665 | 1755 |
| CONFIGURATIONS | | | | | | | | | | |
| A CONFIG. (169-177-174) | 113X62X30/39 | 3465 | 3670 | 3895 | 4080 | 4280 | 4475 | 2690 | 2870 | 3030 |
| B CONFIG. (096-055-177-170) | 115X116X30/39 | 5360 | 5670 | 5980 | 6260 | 6575 | 6865 | 4145 | 4355 | 4575 |
| C CONFIG. (173-177-055-179) | 116X96X30/39 | 4685 | 4975 | 5280 | 5545 | 5845 | 6125 | 3585 | 3795 | 4025 |
| D CONFIG. (011-009-005) | 115X62X30/39 | 3810 | 3995 | 4185 | 4370 | 4540 | 4720 | 2935 | 3095 | 3265 |
| E CONFIG. (041-061) | 91X40X30/39 | 2840 | 2985 | 3145 | 3270 | 3415 | 3550 | 2235 | 2330 | 2415 |
| F CONFIG. (057-042) | 66X40X30/39 | 2270 | 2380 | 2525 | 2630 | 2760 | 2875 | 1795 | 1865 | 1940 |
| G CONFIG. (041-071-055-061) | 102X101X30/39 | 5155 | 5425 | 5700 | 5930 | 6215 | 6465 | 4040 | 4225 | 4415 |

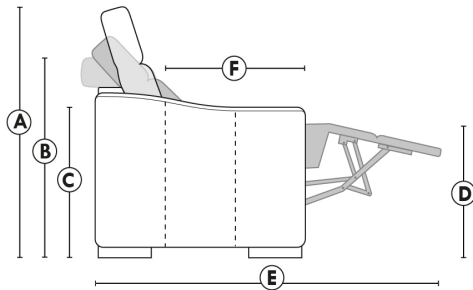


LINEA 30

Siège 30" de large | 30" Seat Width



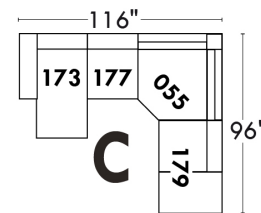
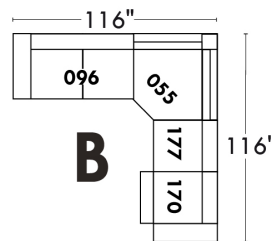
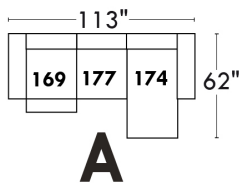
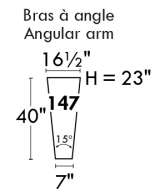
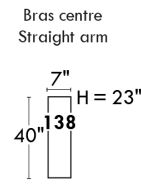
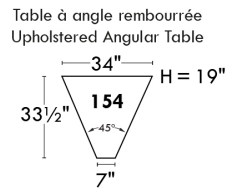
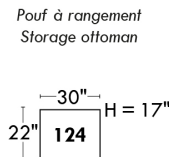
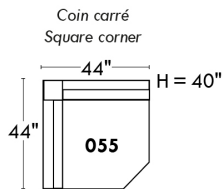
Spécifications | Specifications

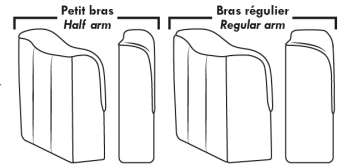


- Appui-tête levé / Headrest up
- Appui-tête baissé / Headrest down
- Complètement incliné / Fully reclined

- (A) Hauteur complète 39" Total Height
- (B) Hauteur appui-tête baissé 30" Height headrest down
- (C) Hauteur du bras 24" Arm Height
- (D) Hauteur du siège 19,5" Seat height
- (E) Profondeur inclinée 63" Depth fully reclined
- (F) Profondeur d'assise 20" Seat depth

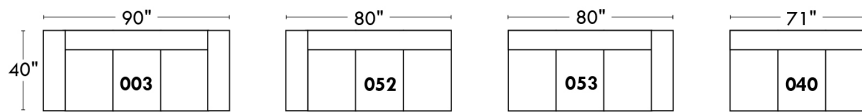
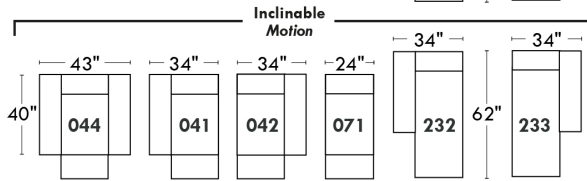
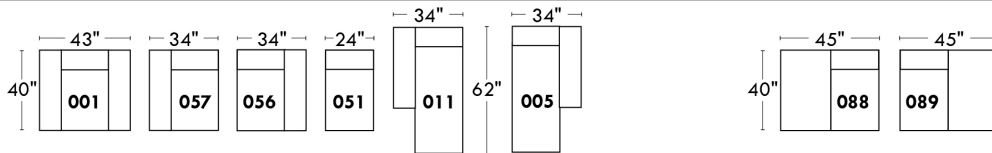
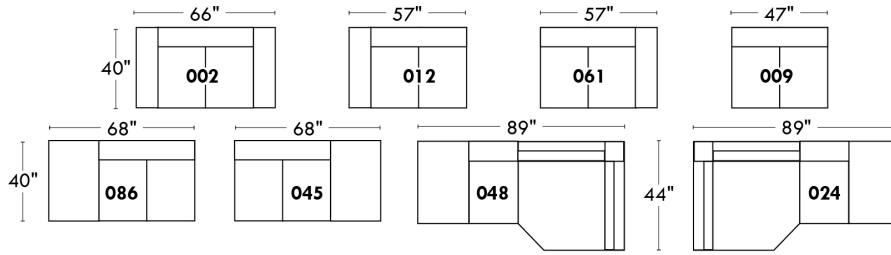
Autres | Others



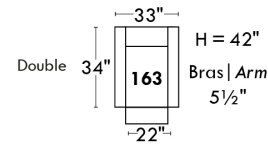
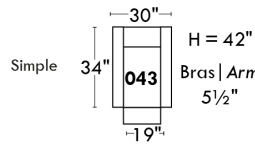


LINEA 30

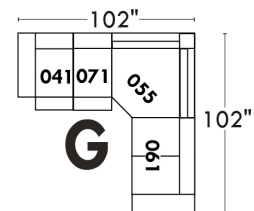
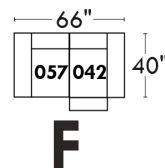
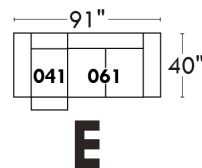
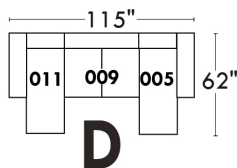
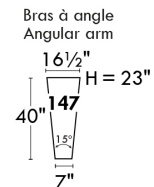
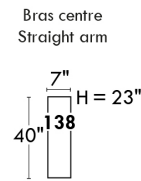
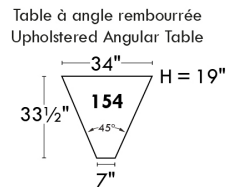
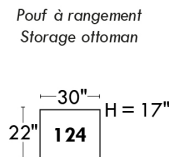
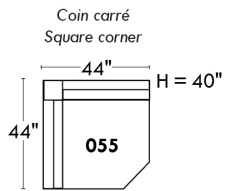
Siège 23" de large | 23" Seat Width



Fauteuil berçant, pivotant et inclinable
Swivel rocking motion chair



Autres | Others



ROTTERDAM

FEATURES:

- *Wall hugger power recliners with full footrest (manual n/a).
- Manual adjustable headrest on all items (2 on square corner & stationary on wedge).
- Seat cushions with shaped foam + 1" layer of memory foam on top; arm with memory foam.
- Stitching: Small thread in fabric & large flat thread in leather.
- Lounge chair reclining back items with "Push Back" mechanism; wall clearance 10".

*Excludes 043 & 163 chairs: Wall clearance 16"

Chairs 043 & 163: arms with NO METAL insert.

Note: 2 recliner seats separated by a corner can not be opened at the same time. No recliner seats beside #155 Small Square Corner.

OPTIONS

- Battery Pack: Add \$125/ea.
- Motorized headrest: Add \$125 ea. (Motorized headrest N/A on stationary & lounge chair items).
- Choice of arms: (Large or the Small 6" Arm which will have no metal insert in arm): Leg on LARGE arm: LG103 wood, Metal: LG189 cyl. (Black or Chrome). SMALL Arm: LG08 wood, Metal: LG196 cyl. (Black or Chrome) or LG64 (sq). Specify colour.
- Seat Depth: 20" or *22". *22" seat depth N/A on chairs 043 & 163.
- 043 & 163 Chairs: with wood base, add \$165 (specify colour).

ACCESSORIES (n/a on small arm)

- Grommet \$35 ea | Swivel tray & Wine Glass holder \$20 ea., Tablet holder \$40 & LED Lamp \$50.
- Metal Cup Holder: \$25 ea. (1 per arm/160/190 & 2 side by side on 159). Specify colour: Stainless, Black or Gold.
- *STORAGE items 159-160-190 with 2 USB/Electric outlets. *Must be used between 2 seats.

| Description | L x D x H | Leather | | | | | | Fabric | | |
|-------------------------------------|----------------|------------|-------------------------------|--|---|----------------------------------|--------------|--------|----------|------|
| | | 10 Pony | 20 Hugo Madras Softy | 30 Empire Fantasy Illusion Tucson Utah Vintage Yukon | 40 Diamond Elegance Princess Santiago Sensation Sunset Trina Victoria | 50 Bull Cassiope Dublin | 60 Caress | A | B COM | C |
| 001 CHAIR | 44x40x33/40 | 1420 | 1500 | 1580 | 1665 | 1745 | 1825 | 1130 | 1165 | 1195 |
| 002 LOVESEAT | 67x40x33/40 | 2030 | 2125 | 2225 | 2320 | 2415 | 2515 | 1600 | 1665 | 1725 |
| 003 SOFA | 91x40x33/40 | 2450 | 2575 | 2705 | 2830 | 2960 | 3085 | 1935 | 2010 | 2085 |
| 005 LOUNGE CHAIR RIGHT ARM | 34x62x33/40 | 1325 | 1380 | 1440 | 1495 | 1550 | 1605 | 1045 | 1090 | 1135 |
| 009 ARMLESS LOVESEAT | 47x40x33/40 | 1425 | 1485 | 1545 | 1605 | 1670 | 1730 | 1100 | 1165 | 1225 |
| 011 LOUNGE CHAIR LEFT ARM | 34x62x33/40 | 1325 | 1380 | 1440 | 1495 | 1550 | 1605 | 1045 | 1090 | 1135 |
| 012 LOVESEAT LEFT ARM | 57x40x33/40 | 1745 | 1825 | 1905 | 1990 | 2070 | 2150 | 1365 | 1425 | 1480 |
| 017 DOUBLE CHAIR | 51x40x33/40 | 1490 | 1575 | 1665 | 1750 | 1835 | 1925 | 1180 | 1230 | 1280 |
| 021 APARTMENT SOFA NO ARM | 61x40x33/40 | 1605 | 1695 | 1780 | 1865 | 1955 | 2040 | 1235 | 1305 | 1375 |
| 024 SECTIONAL LOVESEAT BUMPER RIGHT | 89x40/44x33/40 | 2235 | 2370 | 2510 | 2645 | 2785 | 2920 | 1610 | 1695 | 1775 |
| 040 ARMLESS SOFA | 71x40x33/40 | 1840 | 1935 | 2025 | 2115 | 2210 | 2300 | 1435 | 1515 | 1595 |
| 041 RECLINING CHAIR LEFT ARM | 34x40x33/40 | 1405 | 1460 | 1515 | 1570 | 1625 | 1685 | 1165 | 1200 | 1235 |
| 042 RECLINING CHAIR RIGHT ARM | 34x40x33/40 | 1405 | 1460 | 1515 | 1570 | 1625 | 1685 | 1165 | 1200 | 1235 |
| 043 SWIVEL ROCKING RECLINING CHAIR | 30x34x42 | 1665 | 1755 | 1845 | 1940 | 2030 | 2120 | 1365 | 1405 | 1440 |
| 044 RECLINER CHAIR | 44x40x33/40 | 1695 | 1765 | 1835 | 1905 | 1980 | 2050 | 1405 | 1435 | 1465 |
| 045 ARMLESS LOVESEAT BUMPER RIGHT | 68x40x33/40 | 1695 | 1770 | 1845 | 1925 | 2000 | 2075 | 1315 | 1370 | 1430 |

ROTTERDAM

FEATURES:

- *Wall hugger power recliners with full footrest (manual n/a).
- Manual adjustable headrest on all items (2 on square corner & stationary on wedge).
- Seat cushions with shaped foam + 1" layer of memory foam on top; arm with memory foam.
- Stitching: Small thread in fabric & large flat thread in leather.
- Lounge chair reclining back items with "Push Back" mechanism; wall clearance 10".

*Excludes 043 & 163 chairs: Wall clearance 16"

Chairs 043 & 163: arms with NO METAL insert.

Note: 2 recliner seats separated by a corner can not be opened at the same time. No recliner seats beside #155 Small Square Corner.

OPTIONS

- Battery Pack: Add \$125/ea.
- Motorized headrest: Add \$125 ea. (Motorized headrest N/A on stationary & lounge chair items).
- Choice of arms: (Large or the Small 6" Arm which will have no metal insert in arm): Leg on LARGE arm: LG103 wood, Metal: LG189 cyl. (Black or Chrome). SMALL Arm: LG08 wood, Metal: LG196 cyl. (Black or Chrome) or LG64 (sq). Specify colour.
- Seat Depth: 20" or *22". *22" seat depth N/A on chairs 043 & 163.
- 043 & 163 Chairs: with wood base, add \$165 (specify colour).

ACCESSORIES (n/a on small arm)

- Grommet \$35 ea | Swivel tray & Wine Glass holder \$20 ea., Tablet holder \$40 & LED Lamp \$50.
- Metal Cup Holder: \$25 ea. (1 per arm/160/190 & 2 side by side on 159). Specify colour: Stainless, Black or Gold.
- *STORAGE items 159-160-190 with 2 USB/Electric outlets. *Must be used between 2 seats.

| Description | L x D x H | Leather | | | | | | Fabric | | |
|------------------------------------|----------------|------------|-------------------------------|--|---|----------------------------------|--------------|--------|----------|------|
| | | 10 Pony | 20 Hugo Madras Softy | 30 Empire Fantasy Illusion Tucson Utah Vintage Yukon | 40 Diamond Elegance Princess Santiago Sensation Sunset Trina Victoria | 50 Bull Cassiope Dublin | 60 Caress | A | B COM | C |
| 048 SECTIONAL LOVESEAT BUMPER LEFT | 89x40/44x33/40 | 2235 | 2370 | 2510 | 2645 | 2785 | 2920 | 1610 | 1695 | 1775 |
| 050 WEDGE | 49x49x33 | 1240 | 1320 | 1405 | 1485 | 1565 | 1645 | 895 | 940 | 985 |
| 051 ARMLESS CHAIR | 24x40x33/40 | 815 | 855 | 900 | 940 | 980 | 1020 | 625 | 670 | 710 |
| 052 SOFA LEFT ARM | 81x40x33/40 | 2160 | 2265 | 2365 | 2470 | 2570 | 2670 | 1695 | 1770 | 1845 |
| 053 SOFA RIGHT ARM | 81x40x33/40 | 2160 | 2265 | 2365 | 2470 | 2570 | 2670 | 1695 | 1770 | 1845 |
| 055 SQUARE CORNER | 44x44x33/40 | 1435 | 1520 | 1605 | 1695 | 1780 | 1865 | 1115 | 1160 | 1200 |
| 056 CHAIR RIGHT ARM | 34x40x33/40 | 1135 | 1190 | 1240 | 1290 | 1340 | 1390 | 885 | 930 | 970 |
| 057 CHAIR LEFT ARM | 34x40x33/40 | 1135 | 1190 | 1240 | 1290 | 1340 | 1390 | 885 | 930 | 970 |
| 061 LOVESEAT RIGHT ARM | 57x40x33/40 | 1745 | 1825 | 1905 | 1990 | 2070 | 2150 | 1365 | 1425 | 1480 |
| 071 ARMLESS RECLINING CHAIR | 24x40x33/40 | 1085 | 1130 | 1180 | 1225 | 1270 | 1315 | 910 | 955 | 1000 |
| 086 ARMLESS LOVESEAT BUMPER LEFT | 68x40x33/40 | 1695 | 1770 | 1845 | 1925 | 2000 | 2075 | 1315 | 1370 | 1430 |
| 088 ARMLESS CHAIR BUMPER LEFT | 45x40x33/40 | 1080 | 1155 | 1225 | 1295 | 1365 | 1440 | 830 | 865 | 905 |
| 089 ARMLESS CHAIR BUMPER RIGHT | 45x40x33/40 | 1080 | 1155 | 1225 | 1295 | 1365 | 1440 | 830 | 865 | 905 |
| 095 APARTMENT SOFA | 81x40x33/40 | 2210 | 2330 | 2455 | 2575 | 2700 | 2820 | 1735 | 1810 | 1885 |
| 096 APARTMENT SOFA LEFT ARM | 71x40x33/40 | 1930 | 2025 | 2120 | 2220 | 2315 | 2410 | 1490 | 1565 | 1640 |
| 097 APARTMENT SOFA RIGHT ARM | 71x40x33/40 | 1930 | 2025 | 2120 | 2220 | 2315 | 2410 | 1490 | 1565 | 1640 |

ROTTERDAM

FEATURES:

- *Wall hugger power recliners with full footrest (manual n/a).
- Manual adjustable headrest on all items (2 on square corner & stationary on wedge).
- Seat cushions with shaped foam + 1" layer of memory foam on top; arm with memory foam.
- Stitching: Small thread in fabric & large flat thread in leather.
- Lounge chair reclining back items with "Push Back" mechanism; wall clearance 10".
- *Excludes 043 & 163 chairs: Wall clearance 16"

Chairs 043 & 163: arms with NO METAL insert.

Note: 2 recliner seats separated by a corner can not be opened at the same time. No recliner seats beside #155 Small Square Corner.

OPTIONS

- Battery Pack: Add \$125/ea.
- Motorized headrest: Add \$125 ea. (Motorized headrest N/A on stationary & lounge chair items).
- Choice of arms: (Large or the Small 6" Arm which will have no metal insert in arm): Leg on LARGE arm: LG103 wood, Metal: LG189 cyl. (Black or Chrome). SMALL Arm: LG08 wood, Metal: LG196 cyl. (Black or Chrome) or LG64 (sq). Specify colour.
- Seat Depth: 20" or *22". *22" seat depth N/A on chairs 043 & 163.
- 043 & 163 Chairs: with wood base, add \$165 (specify colour).

ACCESSORIES (n/a on small arm)

- Grommet \$35 ea | Swivel tray & Wine Glass holder \$20 ea., Tablet holder \$40 & LED Lamp \$50.
- Metal Cup Holder: \$25 ea. (1 per arm/160/190 & 2 side by side on 159). Specify colour: Stainless, Black or Gold.
- *STORAGE items 159-160-190 with 2 USB/Electric outlets. *Must be used between 2 seats.

| Description | L x D x H | Leather | | | | | | Fabric | | |
|--|-------------|------------|-------------------------------|--|---|----------------------------------|--------------|--------|----------|------|
| | | 10 Pony | 20 Hugo Madras Softy | 30 Empire Fantasy Illusion Tucson Utah Vintage Yukon | 40 Diamond Elegance Princess Santiago Sensation Sunset Trina Victoria | 50 Bull Cassiope Dublin | 60 Caress | A | B COM | C |
| 124 STORAGE OTTOMAN | 30x22x17 | 560 | 580 | 600 | 620 | 645 | 665 | 480 | 500 | 520 |
| 155 SMALL SQUARE CORNER | 40x40x33/40 | 1435 | 1520 | 1605 | 1695 | 1780 | 1865 | 1115 | 1160 | 1200 |
| 159 WEDGE STORAGE | 10/25x35x22 | 560 | 585 | 610 | 640 | 665 | 690 | 430 | 440 | 450 |
| 160 STRAIGHT STORAGE | 10x35x22 | 540 | 565 | 590 | 615 | 645 | 670 | 410 | 420 | 430 |
| 163 DBL SWIVEL ROCKING RECLINER CHAIR | 33x34x42 | 1705 | 1800 | 1895 | 1995 | 2090 | 2190 | 1370 | 1410 | 1445 |
| 165 DOUBLE RECLINING CHAIR | 51x40x33/40 | 1765 | 1850 | 1940 | 2025 | 2110 | 2200 | 1460 | 1515 | 1570 |
| 167 APARTMENT SOFA NO ARM BUMPER LEFT | 82x40x33/40 | 1875 | 1980 | 2080 | 2185 | 2285 | 2385 | 1445 | 1520 | 1595 |
| 168 APARTMENT SOFA NO ARM BUMPER RIGHT | 82x40x33/40 | 1875 | 1980 | 2080 | 2185 | 2285 | 2385 | 1445 | 1520 | 1595 |
| 169 DOUBLE RECLINING CHAIR LEFT ARM | 41x40x33/40 | 1480 | 1545 | 1610 | 1680 | 1745 | 1810 | 1215 | 1280 | 1345 |
| 170 DOUBLE RECLINING CHAIR RIGHT ARM | 41x40x33/40 | 1480 | 1545 | 1610 | 1680 | 1745 | 1810 | 1215 | 1280 | 1345 |
| 171 ARMLESS DOUBLE RECLINING CHAIR | 31x40x33/40 | 1165 | 1210 | 1255 | 1300 | 1345 | 1390 | 955 | 1005 | 1055 |
| 173 DOUBLE LOUNGE CHAIR LEFT ARM | 41x62x33/40 | 1435 | 1515 | 1595 | 1680 | 1760 | 1840 | 1130 | 1200 | 1265 |
| 174 DOUBLE LOUNGE CHAIR RIGHT ARM | 41x62x33/40 | 1435 | 1515 | 1595 | 1680 | 1760 | 1840 | 1130 | 1200 | 1265 |
| 175 DOUBLE CHAIR LEFT ARM | 41x40x33/40 | 1200 | 1270 | 1340 | 1415 | 1485 | 1555 | 945 | 1000 | 1055 |
| 176 DOUBLE CHAIR RIGHT ARM | 41x40x33/40 | 1200 | 1270 | 1340 | 1415 | 1485 | 1555 | 945 | 1000 | 1055 |
| 177 ARMLESS DOUBLE CHAIR | 31x40x33/40 | 895 | 945 | 995 | 1045 | 1095 | 1150 | 680 | 725 | 770 |

ROTTERDAM

FEATURES:

- *Wall hugger power recliners with full footrest (manual n/a).
- Manual adjustable headrest on all items (2 on square corner & stationary on wedge).
- Seat cushions with shaped foam + 1" layer of memory foam on top; arm with memory foam.
- Stitching: Small thread in fabric & large flat thread in leather.
- Lounge chair reclining back items with "Push Back" mechanism; wall clearance 10".

*Excludes 043 & 163 chairs: Wall clearance 16"

Chairs 043 & 163: arms with NO METAL insert.

Note: 2 recliner seats separated by a corner can not be opened at the same time. No recliner seats beside #155 Small Square Corner.

OPTIONS

- Battery Pack: Add \$125/ea.
- Motorized headrest: Add \$125 ea. (Motorized headrest N/A on stationary & lounge chair items).
- Choice of arms: (Large or the Small 6" Arm which will have no metal insert in arm): Leg on LARGE arm: LG103 wood, Metal: LG189 cyl. (Black or Chrome). SMALL Arm: LG08 wood, Metal: LG196 cyl. (Black or Chrome) or LG64 (sq). Specify colour.
- Seat Depth: 20" or *22". *22" seat depth N/A on chairs 043 & 163.
- 043 & 163 Chairs: with wood base, add \$165 (specify colour).

ACCESSORIES (n/a on small arm)

- Grommet \$35 ea | Swivel tray & Wine Glass holder \$20 ea., Tablet holder \$40 & LED Lamp \$50.
- Metal Cup Holder: \$25 ea. (1 per arm/160/190 & 2 side by side on 159). Specify colour: Stainless, Black or Gold.
- *STORAGE items 159-160-190 with 2 USB/Electric outlets. *Must be used between 2 seats.

| Description | L x D x H | Leather | | | | | | Fabric | | |
|--|----------------|------------|-------------------------------|--|---|----------------------------------|--------------|--------|----------|------|
| | | 10 Pony | 20 Hugo Madras Softy | 30 Empire Fantasy Illusion Tucson Utah Vintage Yukon | 40 Diamond Elegance Princess Santiago Sensation Sunset Trina Victoria | 50 Bull Cassiope Dublin | 60 Caress | A | B COM | C |
| 178 ARMLESS DOUBLE CHAIR BUMPER LEFT | 52x40x33/40 | 1160 | 1230 | 1300 | 1370 | 1445 | 1515 | 910 | 955 | 1000 |
| 179 ARMLESS DOUBLE CHAIR BUMPER RIGHT | 52x40x33/40 | 1160 | 1230 | 1300 | 1370 | 1445 | 1515 | 910 | 955 | 1000 |
| 186 ARMLESS LOVESEAT BUMPER STORAGE-L | 68x40x33/40 | 1815 | 1890 | 1970 | 2045 | 2120 | 2200 | 1435 | 1495 | 1555 |
| 187 ARMLESS LOVESEAT BUMPER STORAGE-R | 68x40x33/40 | 1815 | 1890 | 1970 | 2045 | 2120 | 2200 | 1435 | 1495 | 1555 |
| 188 ARMLESS CHAIR BUMPER STORAGE-L | 45x40x33/40 | 1205 | 1275 | 1345 | 1420 | 1490 | 1560 | 955 | 985 | 1015 |
| 189 ARMLESS CHAIR BUMPER STORAGE-R | 45x40x33/40 | 1205 | 1275 | 1345 | 1420 | 1490 | 1560 | 955 | 985 | 1015 |
| 190 SMALL WEDGE STORAGE | 10/20x35x22 | 540 | 565 | 590 | 615 | 645 | 670 | 410 | 420 | 430 |
| 221 ARMLESS DBL CHAIR BUMPER STORAGE-L | 52x40x33/40 | 1280 | 1350 | 1425 | 1495 | 1565 | 1635 | 1025 | 1075 | 1125 |
| 222 ARMLESS DBL CHAIR BUMPER STORAGE-R | 52x40x33/40 | 1280 | 1350 | 1425 | 1495 | 1565 | 1635 | 1025 | 1075 | 1125 |
| 223 APT SOFA NO ARM BUMPER STORAGE-L | 82x40x33/40 | 1995 | 2100 | 2210 | 2315 | 2425 | 2530 | 1565 | 1640 | 1720 |
| 224 APT SOFA NO ARM BUMPER STORAGE-R | 82x40x33/40 | 1995 | 2100 | 2210 | 2315 | 2425 | 2530 | 1565 | 1640 | 1720 |
| 230 DBLE LOUNGE CHAIR RECLINING BACK L-ARM | 41x62x33/40 | 1575 | 1650 | 1730 | 1805 | 1880 | 1960 | 1235 | 1305 | 1375 |
| 231 DBLE LOUNGE CHAIR RECLINING BACK R-ARM | 41x62x33/40 | 1575 | 1650 | 1730 | 1805 | 1880 | 1960 | 1235 | 1305 | 1375 |
| 232 LOUNGE CHAIR RECLINING BACK LEFT ARM | 34x62x33/40 | 1460 | 1530 | 1600 | 1675 | 1745 | 1815 | 1160 | 1205 | 1250 |
| 233 LOUNGE CHAIR RECLINING BACK RIGHT ARM | 34x62x33/40 | 1460 | 1530 | 1600 | 1675 | 1745 | 1815 | 1160 | 1205 | 1250 |
| 234 SECTIONAL APT SOFA BUMPER LEFT | 96x40/44x33/40 | 2310 | 2440 | 2565 | 2695 | 2820 | 2950 | 1685 | 1765 | 1845 |

ROTTERDAM

FEATURES:

- *Wall hugger power recliners with full footrest (manual n/a).
- Manual adjustable headrest on all items (2 on square corner & stationary on wedge).
- Seat cushions with shaped foam + 1" layer of memory foam on top; arm with memory foam.
- Stitching: Small thread in fabric & large flat thread in leather.
- Lounge chair reclining back items with "Push Back" mechanism; wall clearance 10".

*Excludes 043 & 163 chairs: Wall clearance 16"

Chairs 043 & 163: arms with NO METAL insert.

Note: 2 recliner seats separated by a corner can not be opened at the same time. No recliner seats beside #155 Small Square Corner.

OPTIONS

- Battery Pack: Add \$125/ea.
- Motorized headrest: Add \$125 ea. (Motorized headrest N/A on stationary & lounge chair items).
- Choice of arms: (Large or the Small 6" Arm which will have no metal insert in arm): Leg on LARGE arm: LG103 wood, Metal: LG189 cyl. (Black or Chrome). SMALL Arm: LG08 wood, Metal: LG196 cyl. (Black or Chrome) or LG64 (sq). Specify colour.
- Seat Depth: 20" or *22". *22" seat depth N/A on chairs 043 & 163.
- 043 & 163 Chairs: with wood base, add \$165 (specify colour).

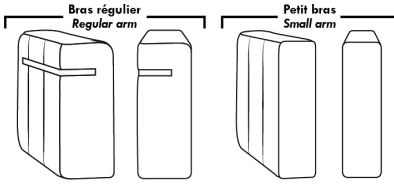
ACCESSORIES (n/a on small arm)

- Grommet \$35 ea | Swivel tray & Wine Glass holder \$20 ea., Tablet holder \$40 & LED Lamp \$50.
- Metal Cup Holder: \$25 ea. (1 per arm/160/190 & 2 side by side on 159). Specify colour: Stainless, Black or Gold.
- *STORAGE items 159-160-190 with 2 USB/Electric outlets. *Must be used between 2 seats.

| Description | L x D x H | Leather | | | | | | Fabric | | |
|-------------------------------------|----------------|------------|-------------------------------|--|---|----------------------------------|--------------|--------|----------|------|
| | | 10 Pony | 20 Hugo Madras Softy | 30 Empire Fantasy Illusion Tucson Utah Vintage Yukon | 40 Diamond Elegance Princess Santiago Sensation Sunset Trina Victoria | 50 Bull Cassiope Dublin | 60 Caress | A | B COM | C |
| 235 SECTIONAL APT SOFA BUMPER RIGHT | 96x40/44x33/40 | 2310 | 2440 | 2565 | 2695 | 2820 | 2950 | 1685 | 1765 | 1845 |
| CONFIGURATIONS | | | | | | | | | | |
| A CONFIG (169-170) | 82X40X40 | 2960 | 3090 | 3220 | 3360 | 3490 | 3620 | 2430 | 2560 | 2690 |
| B CONFIG (169-171-174) | 113X62X40 | 4080 | 4270 | 4460 | 4660 | 4850 | 5040 | 3300 | 3485 | 3665 |
| C CONFIG (096-055-171-170) | 115X115X40 | 6010 | 6300 | 6590 | 6895 | 7185 | 7475 | 4775 | 5010 | 5240 |
| D CONFIG (169-171-235) | 115X96X40 | 4955 | 5195 | 5430 | 5675 | 5910 | 6150 | 3855 | 4050 | 4245 |
| J CONFIG (041-042) | 68X40X40 | 2810 | 2920 | 3030 | 3140 | 3250 | 3370 | 2330 | 2400 | 2470 |
| K CONFIG (041-071-005) | 92X62X40 | 3815 | 3970 | 4135 | 4290 | 4445 | 4605 | 3120 | 3245 | 3370 |
| L CONFIG (012-055-071-042) | 102X102X40 | 5670 | 5935 | 6205 | 6480 | 6745 | 7015 | 4555 | 4740 | 4915 |
| M CONFIG (041-071-024) | 102X89X40 | 4725 | 4960 | 5205 | 5440 | 5680 | 5920 | 3685 | 3850 | 4010 |

ROTTERDAM

OPTIMA



Spécifications | Specifications

Appui-tête levé / Headrest up
 Appui-tête baissé / Headrest down
 Complètement incliné / Fully reclined

(A) Hauteur complète 40" / Total Height
 (B) Hauteur appui-tête baissé 33" / Height headrest down
 (C) Hauteur du bras 24" / Arm Height
 (D) Hauteur du siège 19,5" / Seat height
 (E) Profondeur inclinée 65" / Depth fully reclined
 (F) Profondeur d'assise 20" ou/ou 22" / Seat depth
 (G) Profondeur appui-tête monté 36" / Depth with headrest up

Siège 30" de large | 30" Seat Width

81" 71" 71" 61"
 40" 40" 40" 40"
 96" 82" 82"
 40" 44" 40"
 96" 82" 82"
 44" 40" 40"
 51" 41" 41" 31" 41" 41"
 40" 62" 42"/44" Profondeur Depth
 Inclinable / Motion Dos inclinable / Push back
 51" 41" 41" 31" 41" 41"
 40" 62" 42"/44" Profondeur Depth
 Allongé à rangement / Bumper with storage
 52" 52" 52" 52"
 40" 40"

Siège 23" de large | 23" Seat Width

67" 57" 57" 47"
 40" 40" 40" 40"
 68" 68" 89" 89"
 40" 44" 44"
 68" 68"
 40" 40"
 44" 34" 34" 24" 34" 34"
 40" 62" 42"/44" Profondeur Depth
 Inclinable / Motion Dos inclinable / Push back Allongé à rangement / Bumper with storage
 44" 34" 34" 24" 34" 34"
 40" 62" 42"/44" Profondeur Depth
 45" 45"
 40" 45" 45"
 40" 40"
 91" 81" 81" 71"
 40" 40" 40" 40"

Autres | Others

Fauteuil berçant, pivotant et inclinable / **Swivel, rocking motion chair**

N'est pas un mécanisme protège-mur / Not a wall hugger mechanism

Dégagement mural: 16" / Wall clearance: 16"

Simple / Single: 30" H = 42", 34" 19"
 Double: 33" H = 42", 34" 22"

Centre rond / Wedge: 49" H = 33", 050
 Coin carré / Square corner: 44" H = 40", 055
 Petit coin carré / Small corner: 40" H = 40", 155
 Pouf à rangement / Storage ottoman: 30" H = 17", 22" 124
 Rangement à angle / Wedge storage: 25" H = 22", 35" 159
 Rangement droit / Straight storage: 10" H = 22", 35" 160
 Petit rangement à angle / Small Wedge storage: 20" H = 22", 35" 190

30" Populaires | Popular CONFIGURATIONS 23"

82" 113" 115" 115" 102" 102"
 40" 40" 62" 62" 62" 62" 89"
 A B C J K L M

Nos produits sont fabriqués à la main et des variations mineures peuvent survenir. / Our product is hand-made and minor variations can occur.

SACHA

Features: Adjustable headrest included with all items (2 with square corner). Headrest STATIONARY on Wedge (050). Stitching: Small "French Stitch" in fabric & in leather. Swivel Rocking Recliner Chairs (items 043 & 163 only): Seat cushions with 1" memory foam. Lounge Chair Reclining Back items with "Push Back" mechanism; wall distance 10".

PLAIN FABRIC RECOMMENDED.

OPTIONS - Provide SKETCH of your config.:

Small 6" Arm: at same price.

Leg (specify colour): On LARGE Arm: LG106 wood. On SMALL Arm: LG195 wood.

Choice of Seat Depth: 20" or *22. The *22" seat depth N/A on chairs #043 & #163.

043 & 163 Chairs: with wood base, add \$165 (specify colour).

PREMIUM Option (Available only with MOTORIZED option): Full footrest + upholstered seat cushions with shaped foam & 1" layer of memory foam on entire set (on stationary & recliner seats); ADD \$30/seat. Bumper section counts as 1 seat & lounge chairs as 2 seats.

Motorized recliner mechanism with touch-sensor button add \$125/mec. For Battery Pack add \$250/mec.

NB: 2 recliner seats SEPARATED by a wedge or square corner cannot be opened at the same time.

| Description | L x D x H | Leather | | | | | | Fabric | | |
|-------------------------------------|----------------|------------|-------------------------------|--|---|----------------------------------|--------------|--------|----------|------|
| | | 10 Pony | 20 Hugo Madras Softy | 30 Empire Fantasy Illusion Tucson Utah Vintage Yukon | 40 Diamond Elegance Princess Santiago Sensation Sunset Trina Victoria | 50 Bull Cassiope Dublin | 60 Caress | A | B COM | C |
| 001 CHAIR | 42X 40X33/40 | 1225 | 1305 | 1385 | 1465 | 1545 | 1620 | 915 | 960 | 990 |
| 002 LOVESEAT | 65X40X33/40 | 1780 | 1885 | 1990 | 2095 | 2195 | 2290 | 1330 | 1385 | 1445 |
| 003 SOFA | 89X40X33/40 | 2175 | 2300 | 2430 | 2555 | 2680 | 2805 | 1605 | 1690 | 1760 |
| 005 LOUNGE CHAIR RIGHT ARM | 33X62X33/40 | 1165 | 1225 | 1290 | 1345 | 1410 | 1465 | 855 | 915 | 970 |
| 009 ARMLESS LOVESEAT | 47X40X33/40 | 1330 | 1385 | 1455 | 1515 | 1570 | 1625 | 980 | 1030 | 1100 |
| 011 LOUNGE CHAIR LEFT ARM | 33X62X33/40 | 1165 | 1225 | 1290 | 1345 | 1410 | 1465 | 855 | 915 | 970 |
| 012 LOVESEAT LEFT ARM | 56X40X33/40 | 1560 | 1630 | 1730 | 1805 | 1880 | 1965 | 1160 | 1215 | 1275 |
| 017 DOUBLE CHAIR | 49X40X33/40 | 1315 | 1395 | 1490 | 1570 | 1650 | 1745 | 970 | 1015 | 1070 |
| 021 APARTMENT SOFA NO ARM | 61X40X33/40 | 1510 | 1580 | 1670 | 1750 | 1830 | 1900 | 1115 | 1195 | 1265 |
| 024 SECTIONAL LOVESEAT BUMPER RIGHT | 89X40/44X33/40 | 2095 | 2220 | 2360 | 2495 | 2620 | 2755 | 1435 | 1515 | 1595 |
| 040 ARMLESS SOFA | 71X40X33/40 | 1710 | 1780 | 1880 | 1970 | 2050 | 2140 | 1270 | 1345 | 1430 |
| 041 RECLINING CHAIR LEFT ARM | 33X40X33/40 | 1130 | 1195 | 1250 | 1320 | 1375 | 1435 | 870 | 915 | 960 |
| 042 RECLINING CHAIR RIGHT ARM | 33X40X33/40 | 1130 | 1195 | 1250 | 1320 | 1375 | 1435 | 870 | 915 | 960 |
| 043 SWIVEL ROCKING RECLINING CHAIR | 30x34x42 | 1475 | 1555 | 1645 | 1740 | 1820 | 1900 | 1180 | 1215 | 1250 |
| 044 RECLINER CHAIR | 42X40X33/40 | 1355 | 1440 | 1530 | 1605 | 1690 | 1760 | 1055 | 1095 | 1130 |
| 045 ARMLESS LOVESEAT BUMPER RIGHT | 68X40X33/40 | 1565 | 1640 | 1745 | 1830 | 1905 | 1995 | 1165 | 1225 | 1285 |
| 048 SECTIONAL LOVESEAT BUMPER LEFT | 89X40/44X33/40 | 2095 | 2220 | 2360 | 2495 | 2620 | 2755 | 1435 | 1515 | 1595 |
| 050 WEDGE | 49X49X33 | 1165 | 1240 | 1330 | 1410 | 1490 | 1565 | 815 | 855 | 910 |

SACHA

Features: Adjustable headrest included with all items (2 with square corner). Headrest STATIONARY on Wedge (050). Stitching: Small "French Stitch" in fabric & in leather. Swivel Rocking Recliner Chairs (items 043 & 163 only): Seat cushions with 1" memory foam. Lounge Chair Reclining Back items with "Push Back" mechanism; wall distance 10".

PLAIN FABRIC RECOMMENDED.

OPTIONS - Provide SKETCH of your config.:

Small 6" Arm: at same price.

Leg (specify colour): On LARGE Arm: LG106 wood. On SMALL Arm: LG195 wood.

Choice of Seat Depth: 20" or *22. The *22" seat depth N/A on chairs #043 & #163.

043 & 163 Chairs: with wood base, add \$165 (specify colour).

PREMIUM Option (Available only with MOTORIZED option): Full footrest + upholstered seat cushions with shaped foam & 1" layer of memory foam on entire set (on stationary & recliner seats); ADD \$30/seat. Bumper section counts as 1 seat & lounge chairs as 2 seats.

Motorized recliner mechanism with touch-sensor button add \$125/mec. For Battery Pack add \$250/mec.

NB: 2 recliner seats SEPARATED by a wedge or square corner cannot be opened at the same time.

| Description | L x D x H | Leather | | | | | | Fabric | | |
|--|--------------|------------|-------------------------------|--|---|----------------------------------|--------------|--------|----------|------|
| | | 10 Pony | 20 Hugo Madras Softy | 30 Empire Fantasy Illusion Tucson Utah Vintage Yukon | 40 Diamond Elegance Princess Santiago Sensation Sunset Trina Victoria | 50 Bull Cassiope Dublin | 60 Caress | A | B COM | C |
| 051 ARMLESS CHAIR | 24X40X33/40 | 755 | 795 | 840 | 875 | 920 | 965 | 570 | 610 | 655 |
| 052 SOFA LEFT ARM | 80X40X33/40 | 1945 | 2035 | 2150 | 2255 | 2360 | 2475 | 1435 | 1515 | 1595 |
| 053 SOFA RIGHT ARM | 80X40X33/40 | 1945 | 2035 | 2150 | 2255 | 2360 | 2475 | 1435 | 1515 | 1595 |
| 055 SQUARE CORNER | 44X44X33/40 | 1375 | 1455 | 1540 | 1615 | 1700 | 1770 | 1025 | 1080 | 1120 |
| 056 CHAIR RIGHT ARM | 33X40X33/40 | 990 | 1055 | 1115 | 1185 | 1235 | 1295 | 740 | 775 | 815 |
| 057 CHAIR LEFT ARM | 33X40X33/40 | 990 | 1055 | 1115 | 1185 | 1235 | 1295 | 740 | 775 | 815 |
| 061 LOVESEAT RIGHT ARM | 56X40X33/40 | 1560 | 1630 | 1730 | 1805 | 1880 | 1965 | 1160 | 1215 | 1275 |
| 071 ARMLESS RECLINING CHAIR | 24X40X33/40 | 895 | 945 | 980 | 1015 | 1060 | 1100 | 705 | 755 | 810 |
| 086 ARMLESS LOVESEAT BUMPER LEFT | 68X40X33/40 | 1565 | 1640 | 1745 | 1830 | 1905 | 1995 | 1165 | 1225 | 1285 |
| 088 ARMLESS CHAIR BUMPER LEFT | 45X40X33/40 | 1000 | 1065 | 1135 | 1205 | 1270 | 1335 | 745 | 780 | 825 |
| 089 ARMLESS CHAIR BUMPER RIGHT | 45X40X33/40 | 1000 | 1065 | 1135 | 1205 | 1270 | 1335 | 745 | 780 | 825 |
| 095 APARTMENT SOFA | 79X40X33/40 | 1975 | 2095 | 2215 | 2335 | 2450 | 2570 | 1460 | 1535 | 1605 |
| 096 APARTMENT SOFA LEFT ARM | 70X40X33/40 | 1740 | 1835 | 1950 | 2035 | 2140 | 2235 | 1295 | 1365 | 1440 |
| 097 APARTMENT SOFA RIGHT ARM | 70X40X33/40 | 1740 | 1835 | 1950 | 2035 | 2140 | 2235 | 1295 | 1365 | 1440 |
| 124 STORAGE OTTOMAN | 30X22X17 | 530 | 550 | 580 | 610 | 640 | 665 | 445 | 455 | 470 |
| 163 DBL SWIVEL ROCKING RECLINER CHAIR | 33 x 34 x 42 | 1510 | 1605 | 1695 | 1770 | 1865 | 1955 | 1185 | 1220 | 1255 |
| 165 DOUBLE RECLINING CHAIR | 49X40X33/40 | 1440 | 1530 | 1615 | 1710 | 1780 | 1875 | 1105 | 1160 | 1210 |
| 167 APARTMENT SOFA NO ARM BUMPER LEFT | 82X40X33/40 | 1745 | 1845 | 1965 | 2070 | 2175 | 2280 | 1305 | 1375 | 1445 |
| 168 APARTMENT SOFA NO ARM BUMPER RIGHT | 82X40X33/40 | 1745 | 1845 | 1965 | 2070 | 2175 | 2280 | 1305 | 1375 | 1445 |

SACHA

Features: Adjustable headrest included with all items (2 with square corner). Headrest STATIONARY on Wedge (050). Stitching: Small "French Stitch" in fabric & in leather. Swivel Rocking Recliner Chairs (items 043 & 163 only): Seat cushions with 1" memory foam. Lounge Chair Reclining Back items with "Push Back" mechanism; wall distance 10".

PLAIN FABRIC RECOMMENDED.

OPTIONS - Provide SKETCH of your config.:

Small 6" Arm: at same price.

Leg (specify colour): On LARGE Arm: LG106 wood. On SMALL Arm: LG195 wood.

Choice of Seat Depth: 20" or *22". The *22" seat depth N/A on chairs #043 & #163.

043 & 163 Chairs: with wood base, add \$165 (specify colour).

PREMIUM Option (Available only with MOTORIZED option): Full footrest + upholstered seat cushions with shaped foam & 1" layer of memory foam on entire set (on stationary & recliner seats); ADD \$30/seat. Bumper section counts as 1 seat & lounge chairs as 2 seats.

Motorized recliner mechanism with touch-sensor button add \$125/mec. For Battery Pack add \$250/mec.

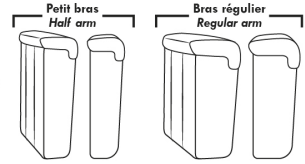
NB: 2 recliner seats SEPARATED by a wedge or square corner cannot be opened at the same time.

| Description | L x D x H | Leather | | | | | | Fabric | | |
|--|----------------|------------|-------------------------------|---|---|----------------------------------|--------------|--------|----------|------|
| | | 10 Pony | 20 Hugo Madras Softy | 30 Empire Fantasy Illusion Tucson Utah Vintage Yukon | 40 Diamond Elegance Princess Santiago Sensation Sunset Trina Victoria | 50 Bull Cassiope Dublin | 60 Caress | A | B COM | C |
| 169 DOUBLE RECLINING CHAIR LEFT ARM | 40X40X33/40 | 1210 | 1275 | 1345 | 1415 | 1485 | 1545 | 945 | 985 | 1030 |
| 170 DOUBLE RECLINING CHAIR RIGHT ARM | 40X40X33/40 | 1210 | 1275 | 1345 | 1415 | 1485 | 1545 | 945 | 985 | 1030 |
| 171 ARMLESS DOUBLE RECLINING CHAIR | 31X40X33/40 | 980 | 1020 | 1080 | 1120 | 1170 | 1215 | 800 | 850 | 910 |
| 173 DOUBLE LOUNGE CHAIR LEFT ARM | 40X62X33/40 | 1270 | 1345 | 1435 | 1515 | 1595 | 1670 | 955 | 1020 | 1105 |
| 174 DOUBLE LOUNGE CHAIR RIGHT ARM | 40X62X33/40 | 1270 | 1345 | 1435 | 1515 | 1595 | 1670 | 955 | 1020 | 1105 |
| 175 DOUBLE CHAIR LEFT ARM | 40X40X33/40 | 1070 | 1135 | 1210 | 1275 | 1340 | 1410 | 800 | 850 | 910 |
| 176 DOUBLE CHAIR RIGHT ARM | 40X40X33/40 | 1070 | 1135 | 1210 | 1275 | 1340 | 1410 | 800 | 850 | 910 |
| 177 ARMLESS DOUBLE CHAIR | 31X40X33/40 | 840 | 885 | 950 | 985 | 1025 | 1080 | 625 | 675 | 735 |
| 178 ARMLESS DOUBLE CHAIR BUMPER LEFT | 52X40X33/40 | 1080 | 1155 | 1230 | 1305 | 1375 | 1445 | 810 | 855 | 915 |
| 179 ARMLESS DOUBLE CHAIR BUMPER RIGHT | 52X40X33/40 | 1080 | 1155 | 1230 | 1305 | 1375 | 1445 | 810 | 855 | 915 |
| 230 DBLE LOUNGE CHAIR RECLINING BACK L-ARM | 40X62X33/40 | 1410 | 1490 | 1570 | 1640 | 1735 | 1815 | 1060 | 1135 | 1215 |
| 231 DBLE LOUNGE CHAIR RECLINING BACK R-ARM | 40X62X33/40 | 1410 | 1490 | 1570 | 1640 | 1735 | 1815 | 1060 | 1135 | 1215 |
| 232 LOUNGE CHAIR RECLINING BACK LEFT ARM | 33X62X33/40 | 1305 | 1355 | 1430 | 1490 | 1545 | 1605 | 970 | 1015 | 1070 |
| 233 LOUNGE CHAIR RECLINING BACK RIGHT ARM | 33X62X33/40 | 1305 | 1355 | 1430 | 1490 | 1545 | 1605 | 970 | 1015 | 1070 |
| 234 SECTIONAL APT SOFA BUMPER LEFT | 96X40/44X33/40 | 2175 | 2305 | 2440 | 2570 | 2710 | 2835 | 1515 | 1605 | 1700 |
| 235 SECTIONAL APT SOFA BUMPER RIGHT | 96X40/44X33/40 | 2175 | 2305 | 2440 | 2570 | 2710 | 2835 | 1515 | 1605 | 1700 |
| CONFIGURATIONS | | | | | | | | | | |
| A CONFIG. (169-177-174) | 111X62X33/40 | 3320 | 3505 | 3730 | 3915 | 4105 | 4295 | 2525 | 2680 | 2870 |
| B CONFIG. (96-55-177-170) | 114X115X33/40 | 5165 | 5450 | 5785 | 6050 | 6350 | 6630 | 3890 | 4105 | 4325 |

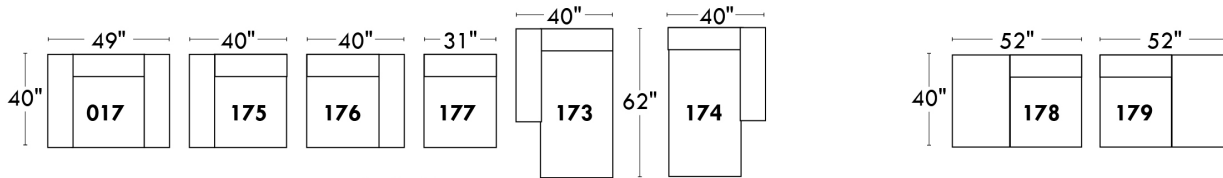
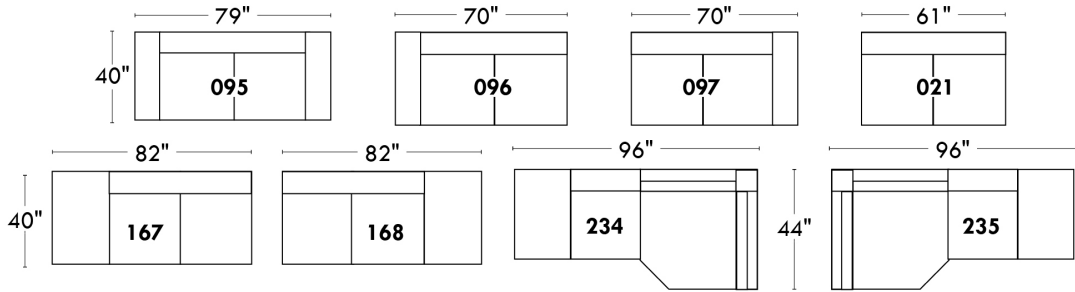
CDN Price List

SACHA

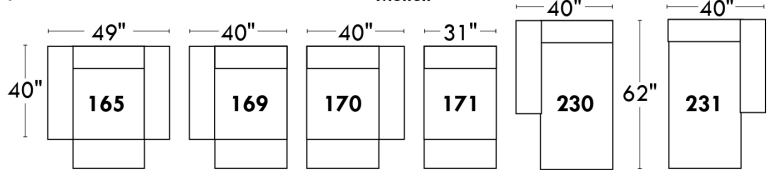
| Description | L x D x H | Leather | | | | | | Fabric | | |
|-----------------------------|---------------|------------|-------------------------------|--|---|----------------------------------|--------------|--------|----------|------|
| | | 10 Pony | 20 Hugo Madras Softy | 30 Empire Fantasy Illusion Tucson Utah Vintage Yukon | 40 Diamond Elegance Princess Santiago Sensation Sunset Trina Victoria | 50 Bull Cassiope Dublin | 60 Caress | A | B COM | C |
| C CONFIG. (173-177-055-179) | 115X96X33/40 | 4565 | 4840 | 5155 | 5420 | 5695 | 5965 | 3415 | 3630 | 3875 |
| D CONFIG. (011-009-005) | 113X62X33/40 | 3660 | 3835 | 4035 | 4205 | 4390 | 4555 | 2690 | 2860 | 3040 |
| E CONFIG. (41-71-55-61) | 101X100X33/40 | 4960 | 5225 | 5500 | 5755 | 6015 | 6270 | 3760 | 3965 | 4165 |
| F CONFIG. (41-61) | 89X40X33/40 | 2690 | 2825 | 2980 | 3125 | 3255 | 3400 | 2030 | 2130 | 2235 |
| G CONFIG. (57-42) | 66X40X33/40 | 2120 | 2250 | 2365 | 2505 | 2610 | 2730 | 1610 | 1690 | 1775 |



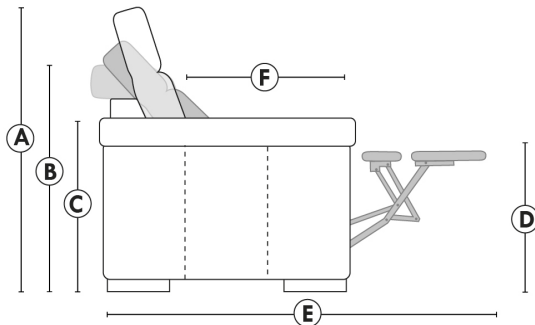
Items avec siège de 30" | Items with 30" seat



Inclinable Motion



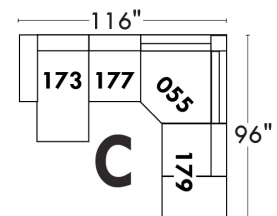
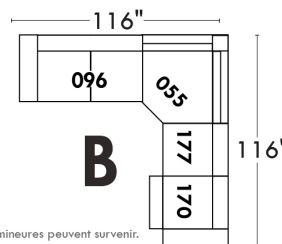
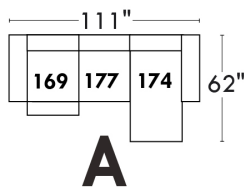
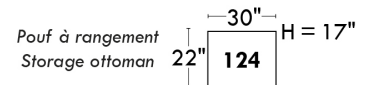
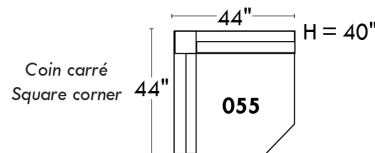
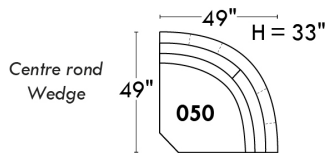
Spécifications | Specifications



- Appui-tête levé / Headrest up
- Appui-tête baissé / Headrest down
- Complètement incliné / Fully reclined

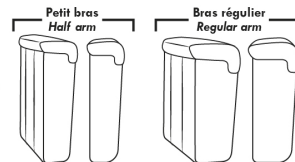
- (A) Hauteur complète 40" / Total Height
- (B) Hauteur appui-tête baissé 33" / Height headrest down
- (C) Hauteur du bras 24" / Arm Height
- (D) Hauteur du siège 19,5" / Seat height
- (E) Profondeur incliné 65" / Depth fully reclined
- (F) Profondeur d'assise 20" ou/ou 22" / Seat depth

Autres | Others

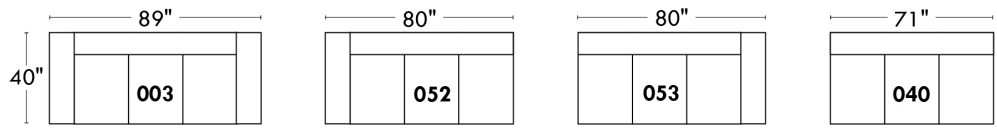
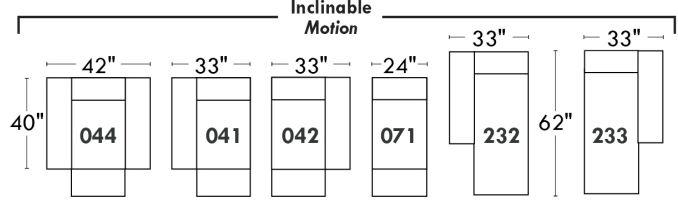
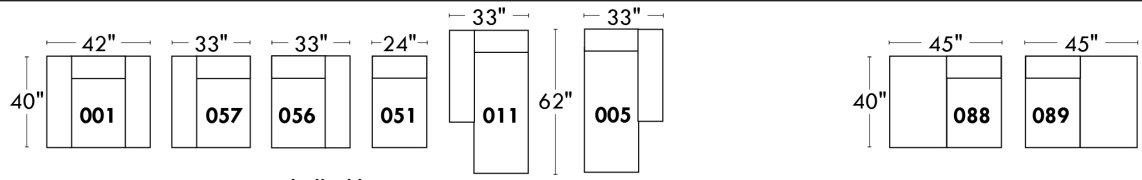
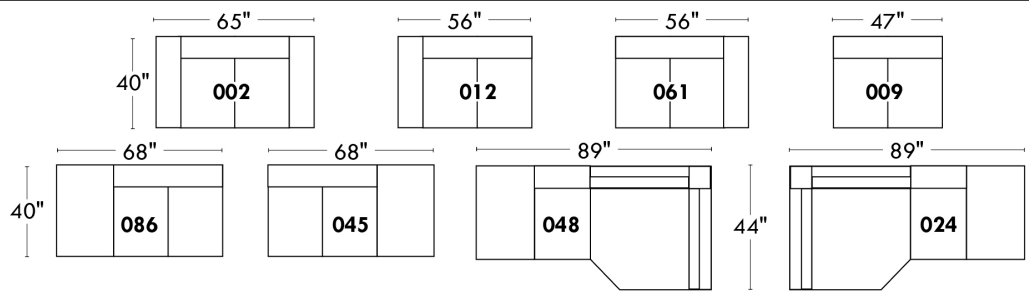


www.jaymar.ca

Toutes les dimensions indiquées sont au pouce près. Nos produits sont fabriqués à la main et des variations mineures peuvent survenir.
All dimensions indicated are to the nearest inch. Our product is hand-made and minor variations can occur.



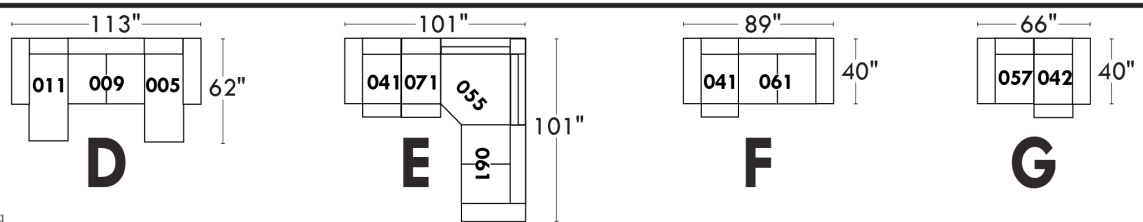
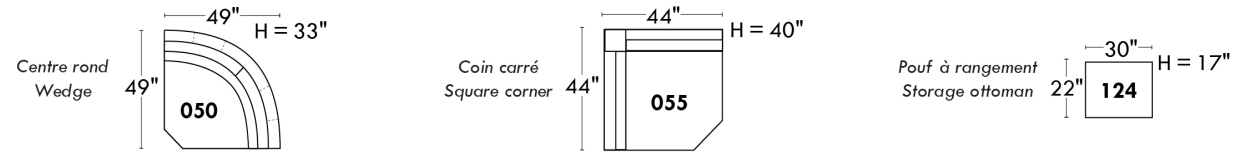
Items avec siège de 23" | Items with 23" seat



Fauteuil berçant, pivotant et inclinable
Swivel rocking motion chair

Simple 043: 30" wide, 34" high, H = 42", Bras | Arm 5 1/2", -19" base
 Double 163: 33" wide, 34" high, H = 42", Bras | Arm 5 1/2", -22" base

Autres | Others



www.jaymar.ca
 Toutes les dimensions indiquées sont au pouce près. Nos produits sont fabriqués à la main et des variations mineures peuvent survenir.
 All dimensions indicated are to the nearest inch. Our product is hand-made and minor variations can occur.

SAN FRANCISCO

FEATURES:

- *Wall hugger power recliners with full footrest (manual n/a).
- Manual adjustable headrest on all items (2 on square corner & stationary on wedge).
- Seat cushions with shaped foam + 1" layer of memory foam on top.
- Stitching: Small thread in fabric & large flat thread in leather.
- Lounge chair reclining back items with "Push Back" mechanism; wall clearance 10".
- *Excludes chairs 043 & 163: Wall clearance 16"

Note: 2 recliner seats separated by a corner can not be opened at the same time. No recliner seats beside #155 Small Square Corner.

OPTIONS

- Battery Pack: Add \$125/ea.
- Motorized headrest: Add \$125 ea. (Motorized headrest N/A on stationary & lounge chair items).
- Choice of Large or Small 6" Arm: Leg on LARGE arm: LG08 wood or LG64 metal. SMALL 6" arm: LG195 wood, metal leg N/A. Specify wood colour.
- Seat Depth: 20" or *22". *22" seat depth N/A on chairs 043 & 163.
- 043 & 163 Chairs: with wood base, add \$165 (specify colour).

ACCESSORIES (Available only on *items 159-160-190)

- Metal Cup Holder: \$25 ea. (1 on 160-190 & 2 side by side on 159). Specify colour: Stainless, Black or Antique Gold.
- Accessories: Grommet \$35 ea. | Swivel tray & Wine Glass holder \$20 ea., Tablet holder \$40 & LED Lamp \$50.
- *STORAGE items 159-160-190 with 2 USB/Electric outlets. *Must be used between 2 seats. Pieces are plain (without arm detail) & are not finished on the sides.

| Description | L x D x H | Leather | | | | | | Fabric | | |
|-------------------------------------|----------------|------------|-------------------------------|--|---|----------------------------------|--------------|--------|----------|------|
| | | 10 Pony | 20 Hugo Madras Softy | 30 Empire Fantasy Illusion Tucson Utah Vintage Yukon | 40 Diamond Elegance Princess Santiago Sensation Sunset Trina Victoria | 50 Bull Cassiope Dublin | 60 Caress | A | B COM | C |
| 001 CHAIR | 45x40x33/40 | 1420 | 1500 | 1580 | 1665 | 1745 | 1825 | 1130 | 1165 | 1195 |
| 002 LOVESEAT | 68x40x33/40 | 2030 | 2125 | 2225 | 2320 | 2415 | 2515 | 1600 | 1665 | 1725 |
| 003 SOFA | 92x40x33/40 | 2450 | 2575 | 2705 | 2830 | 2960 | 3085 | 1935 | 2010 | 2085 |
| 005 LOUNGE CHAIR RIGHT ARM | 35x62x33/40 | 1325 | 1380 | 1440 | 1495 | 1550 | 1605 | 1045 | 1090 | 1135 |
| 009 ARMLESS LOVESEAT | 47x40x33/40 | 1425 | 1485 | 1545 | 1605 | 1670 | 1730 | 1100 | 1165 | 1225 |
| 011 LOUNGE CHAIR LEFT ARM | 35x62x33/40 | 1325 | 1380 | 1440 | 1495 | 1550 | 1605 | 1045 | 1090 | 1135 |
| 012 LOVESEAT LEFT ARM | 58x40x33/40 | 1745 | 1825 | 1905 | 1990 | 2070 | 2150 | 1365 | 1425 | 1480 |
| 017 DOUBLE CHAIR | 52x40x33/40 | 1490 | 1575 | 1665 | 1750 | 1835 | 1925 | 1180 | 1230 | 1280 |
| 021 APARTMENT SOFA NO ARM | 61x40x33/40 | 1605 | 1695 | 1780 | 1865 | 1955 | 2040 | 1235 | 1305 | 1375 |
| 024 SECTIONAL LOVESEAT BUMPER RIGHT | 89x40/44x33/40 | 2235 | 2370 | 2510 | 2645 | 2785 | 2920 | 1610 | 1695 | 1775 |
| 040 ARMLESS SOFA | 71x40x33/40 | 1840 | 1935 | 2025 | 2115 | 2210 | 2300 | 1435 | 1515 | 1595 |
| 041 RECLINING CHAIR LEFT ARM | 35x40x33/40 | 1405 | 1460 | 1515 | 1570 | 1625 | 1685 | 1165 | 1200 | 1235 |
| 042 RECLINING CHAIR RIGHT ARM | 35x40x33/40 | 1405 | 1460 | 1515 | 1570 | 1625 | 1685 | 1165 | 1200 | 1235 |
| 043 SWIVEL ROCKING RECLINING CHAIR | 30x34x42 | 1665 | 1755 | 1845 | 1940 | 2030 | 2120 | 1365 | 1405 | 1440 |
| 044 RECLINER CHAIR | 45x40x33/40 | 1695 | 1765 | 1835 | 1905 | 1980 | 2050 | 1405 | 1435 | 1465 |
| 045 ARMLESS LOVESEAT BUMPER RIGHT | 68x40x33/40 | 1695 | 1770 | 1845 | 1925 | 2000 | 2075 | 1315 | 1370 | 1430 |

SAN FRANCISCO

FEATURES:

- *Wall hugger power recliners with full footrest (manual n/a).
- Manual adjustable headrest on all items (2 on square corner & stationary on wedge).
- Seat cushions with shaped foam + 1" layer of memory foam on top.
- Stitching: Small thread in fabric & large flat thread in leather.
- Lounge chair reclining back items with "Push Back" mechanism; wall clearance 10".

*Excludes chairs 043 & 163: Wall clearance 16"

Note: 2 recliner seats separated by a corner can not be opened at the same time. No recliner seats beside #155 Small Square Corner.

OPTIONS

- Battery Pack: Add \$125/ea.
- Motorized headrest: Add \$125 ea. (Motorized headrest N/A on stationary & lounge chair items).
- Choice of Large or Small 6" Arm: Leg on LARGE arm: LG08 wood or LG64 metal. SMALL 6" arm: LG195 wood, metal leg N/A. Specify wood colour.
- Seat Depth: 20" or *22". *22" seat depth N/A on chairs 043 & 163.
- 043 & 163 Chairs: with wood base, add \$165 (specify colour).

ACCESSORIES (Available only on *items 159-160-190)

- Metal Cup Holder: \$25 ea. (1 on 160-190 & 2 side by side on 159). Specify colour: Stainless, Black or Antique Gold.
- Accessories: Grommet \$35 ea. | Swivel tray & Wine Glass holder \$20 ea., Tablet holder \$40 & LED Lamp \$50.
- *STORAGE items 159-160-190 with 2 USB/Electric outlets. *Must be used between 2 seats. Pieces are plain (without arm detail) & are not finished on the sides.

| Description | L x D x H | Leather | | | | | | Fabric | | |
|------------------------------------|----------------|------------|-------------------------------|--|---|----------------------------------|--------------|--------|----------|------|
| | | 10 Pony | 20 Hugo Madras Softy | 30 Empire Fantasy Illusion Tucson Utah Vintage Yukon | 40 Diamond Elegance Princess Santiago Sensation Sunset Trina Victoria | 50 Bull Cassiope Dublin | 60 Caress | A | B COM | C |
| 048 SECTIONAL LOVESEAT BUMPER LEFT | 89x40/44x33/40 | 2235 | 2370 | 2510 | 2645 | 2785 | 2920 | 1610 | 1695 | 1775 |
| 050 WEDGE | 49x49x33 | 1240 | 1320 | 1405 | 1485 | 1565 | 1645 | 895 | 940 | 985 |
| 051 ARMLESS CHAIR | 24x40x33/40 | 815 | 855 | 900 | 940 | 980 | 1020 | 625 | 670 | 710 |
| 052 SOFA LEFT ARM | 82x40x33/40 | 2160 | 2265 | 2365 | 2470 | 2570 | 2670 | 1695 | 1770 | 1845 |
| 053 SOFA RIGHT ARM | 82x40x33/40 | 2160 | 2265 | 2365 | 2470 | 2570 | 2670 | 1695 | 1770 | 1845 |
| 055 SQUARE CORNER | 44x44x33/40 | 1435 | 1520 | 1605 | 1695 | 1780 | 1865 | 1115 | 1160 | 1200 |
| 056 CHAIR RIGHT ARM | 35x40x33/40 | 1135 | 1190 | 1240 | 1290 | 1340 | 1390 | 885 | 930 | 970 |
| 057 CHAIR LEFT ARM | 35x40x33/40 | 1135 | 1190 | 1240 | 1290 | 1340 | 1390 | 885 | 930 | 970 |
| 061 LOVESEAT RIGHT ARM | 58x40x33/40 | 1745 | 1825 | 1905 | 1990 | 2070 | 2150 | 1365 | 1425 | 1480 |
| 071 ARMLESS RECLINING CHAIR | 24x40x33/40 | 1085 | 1130 | 1180 | 1225 | 1270 | 1315 | 910 | 955 | 1000 |
| 086 ARMLESS LOVESEAT BUMPER LEFT | 68x40x33/40 | 1695 | 1770 | 1845 | 1925 | 2000 | 2075 | 1315 | 1370 | 1430 |
| 088 ARMLESS CHAIR BUMPER LEFT | 45x40x33/40 | 1080 | 1155 | 1225 | 1295 | 1365 | 1440 | 830 | 865 | 905 |
| 089 ARMLESS CHAIR BUMPER RIGHT | 45x40x33/40 | 1080 | 1155 | 1225 | 1295 | 1365 | 1440 | 830 | 865 | 905 |
| 095 APARTMENT SOFA | 82x40x33/40 | 2210 | 2330 | 2455 | 2575 | 2700 | 2820 | 1735 | 1810 | 1885 |
| 096 APARTMENT SOFA LEFT ARM | 72x40x33/40 | 1930 | 2025 | 2120 | 2220 | 2315 | 2410 | 1490 | 1565 | 1640 |
| 097 APARTMENT SOFA RIGHT ARM | 72x40x33/40 | 1930 | 2025 | 2120 | 2220 | 2315 | 2410 | 1490 | 1565 | 1640 |

SAN FRANCISCO

FEATURES:

- *Wall hugger power recliners with full footrest (manual n/a).
- Manual adjustable headrest on all items (2 on square corner & stationary on wedge).
- Seat cushions with shaped foam + 1" layer of memory foam on top.
- Stitching: Small thread in fabric & large flat thread in leather.
- Lounge chair reclining back items with "Push Back" mechanism; wall clearance 10".
- *Excludes chairs 043 & 163: Wall clearance 16"

Note: 2 recliner seats separated by a corner can not be opened at the same time. No recliner seats beside #155 Small Square Corner.

OPTIONS

- Battery Pack: Add \$125/ea.
- Motorized headrest: Add \$125 ea. (Motorized headrest N/A on stationary & lounge chair items).
- Choice of Large or Small 6" Arm: Leg on LARGE arm: LG08 wood or LG64 metal. SMALL 6" arm: LG195 wood, metal leg N/A. Specify wood colour.
- Seat Depth: 20" or *22". *22" seat depth N/A on chairs 043 & 163.
- 043 & 163 Chairs: with wood base, add \$165 (specify colour).

ACCESSORIES (Available only on *items 159-160-190)

- Metal Cup Holder: \$25 ea. (1 on 160-190 & 2 side by side on 159). Specify colour: Stainless, Black or Antique Gold.
- Accessories: Grommet \$35 ea. | Swivel tray & Wine Glass holder \$20 ea., Tablet holder \$40 & LED Lamp \$50.
- *STORAGE items 159-160-190 with 2 USB/Electric outlets. *Must be used between 2 seats. Pieces are plain (without arm detail) & are not finished on the sides.

| Description | L x D x H | Leather | | | | | | Fabric | | |
|--|-------------|------------|-------------------------------|--|---|----------------------------------|--------------|--------|----------|------|
| | | 10 Pony | 20 Hugo Madras Softy | 30 Empire Fantasy Illusion Tucson Utah Vintage Yukon | 40 Diamond Elegance Princess Santiago Sensation Sunset Trina Victoria | 50 Bull Cassiope Dublin | 60 Caress | A | B COM | C |
| 124 STORAGE OTTOMAN | 30x22x17 | 560 | 580 | 600 | 620 | 645 | 665 | 480 | 500 | 520 |
| 155 SMALL SQUARE CORNER | 40x40x33/40 | 1435 | 1520 | 1605 | 1695 | 1780 | 1865 | 1115 | 1160 | 1200 |
| 159 WEDGE STORAGE | 10/25x35x22 | 560 | 585 | 610 | 640 | 665 | 690 | 430 | 440 | 450 |
| 160 STRAIGHT STORAGE | 10x35x22 | 540 | 565 | 590 | 615 | 645 | 670 | 410 | 420 | 430 |
| 163 DBL SWIVEL ROCKING RECLINER CHAIR | 33x34x42 | 1705 | 1800 | 1895 | 1995 | 2090 | 2190 | 1370 | 1410 | 1445 |
| 165 DOUBLE RECLINING CHAIR | 52x40x33/40 | 1765 | 1850 | 1940 | 2025 | 2110 | 2200 | 1460 | 1515 | 1570 |
| 167 APARTMENT SOFA NO ARM BUMPER LEFT | 82x40x33/40 | 1875 | 1980 | 2080 | 2185 | 2285 | 2385 | 1445 | 1520 | 1595 |
| 168 APARTMENT SOFA NO ARM BUMPER RIGHT | 82x40x33/40 | 1875 | 1980 | 2080 | 2185 | 2285 | 2385 | 1445 | 1520 | 1595 |
| 169 DOUBLE RECLINING CHAIR LEFT ARM | 42x40x33/40 | 1480 | 1545 | 1610 | 1680 | 1745 | 1810 | 1215 | 1280 | 1345 |
| 170 DOUBLE RECLINING CHAIR RIGHT ARM | 42x40x33/40 | 1480 | 1545 | 1610 | 1680 | 1745 | 1810 | 1215 | 1280 | 1345 |
| 171 ARMLESS DOUBLE RECLINING CHAIR | 31x40x33/40 | 1165 | 1210 | 1255 | 1300 | 1345 | 1390 | 955 | 1005 | 1055 |
| 173 DOUBLE LOUNGE CHAIR LEFT ARM | 42x62x33/40 | 1435 | 1515 | 1595 | 1680 | 1760 | 1840 | 1130 | 1200 | 1265 |
| 174 DOUBLE LOUNGE CHAIR RIGHT ARM | 42x62x33/40 | 1435 | 1515 | 1595 | 1680 | 1760 | 1840 | 1130 | 1200 | 1265 |
| 175 DOUBLE CHAIR LEFT ARM | 42x40x33/40 | 1200 | 1270 | 1340 | 1415 | 1485 | 1555 | 945 | 1000 | 1055 |
| 176 DOUBLE CHAIR RIGHT ARM | 42x40x33/40 | 1200 | 1270 | 1340 | 1415 | 1485 | 1555 | 945 | 1000 | 1055 |
| 177 ARMLESS DOUBLE CHAIR | 31x40x33/40 | 895 | 945 | 995 | 1045 | 1095 | 1150 | 680 | 725 | 770 |

SAN FRANCISCO

FEATURES:

- *Wall hugger power recliners with full footrest (manual n/a).
- Manual adjustable headrest on all items (2 on square corner & stationary on wedge).
- Seat cushions with shaped foam + 1" layer of memory foam on top.
- Stitching: Small thread in fabric & large flat thread in leather.
- Lounge chair reclining back items with "Push Back" mechanism; wall clearance 10".
- *Excludes chairs 043 & 163: Wall clearance 16"

Note: 2 recliner seats separated by a corner can not be opened at the same time. No recliner seats beside #155 Small Square Corner.

OPTIONS

- Battery Pack: Add \$125/ea.
- Motorized headrest: Add \$125 ea. (Motorized headrest N/A on stationary & lounge chair items).
- Choice of Large or Small 6" Arm: Leg on LARGE arm: LG08 wood or LG64 metal. SMALL 6" arm: LG195 wood, metal leg N/A. Specify wood colour.
- Seat Depth: 20" or *22". *22" seat depth N/A on chairs 043 & 163.
- 043 & 163 Chairs: with wood base, add \$165 (specify colour).

ACCESSORIES (Available only on *items 159-160-190)

- Metal Cup Holder: \$25 ea. (1 on 160-190 & 2 side by side on 159). Specify colour: Stainless, Black or Antique Gold.
- Accessories: Grommet \$35 ea. | Swivel tray & Wine Glass holder \$20 ea., Tablet holder \$40 & LED Lamp \$50.
- *STORAGE items 159-160-190 with 2 USB/Electric outlets. *Must be used between 2 seats. Pieces are plain (without arm detail) & are not finished on the sides.

| Description | L x D x H | Leather | | | | | | Fabric | | |
|--|----------------|------------|-------------------------------|--|---|----------------------------------|--------------|--------|----------|------|
| | | 10 Pony | 20 Hugo Madras Softy | 30 Empire Fantasy Illusion Tucson Utah Vintage Yukon | 40 Diamond Elegance Princess Santiago Sensation Sunset Trina Victoria | 50 Bull Cassiope Dublin | 60 Caress | A | B COM | C |
| 178 ARMLESS DOUBLE CHAIR BUMPER LEFT | 52x40x33/40 | 1160 | 1230 | 1300 | 1370 | 1445 | 1515 | 910 | 955 | 1000 |
| 179 ARMLESS DOUBLE CHAIR BUMPER RIGHT | 52x40x33/40 | 1160 | 1230 | 1300 | 1370 | 1445 | 1515 | 910 | 955 | 1000 |
| 186 ARMLESS LOVESEAT BUMPER STORAGE-L | 68x40x33/40 | 1815 | 1890 | 1970 | 2045 | 2120 | 2200 | 1435 | 1495 | 1555 |
| 187 ARMLESS LOVESEAT BUMPER STORAGE-R | 68x40x33/40 | 1815 | 1890 | 1970 | 2045 | 2120 | 2200 | 1435 | 1495 | 1555 |
| 188 ARMLESS CHAIR BUMPER STORAGE-L | 45x40x33/40 | 1205 | 1275 | 1345 | 1420 | 1490 | 1560 | 955 | 985 | 1015 |
| 189 ARMLESS CHAIR BUMPER STORAGE-R | 45x40x33/40 | 1205 | 1275 | 1345 | 1420 | 1490 | 1560 | 955 | 985 | 1015 |
| 190 SMALL WEDGE STORAGE | 10/20x35x22 | 540 | 565 | 590 | 615 | 645 | 670 | 410 | 420 | 430 |
| 221 ARMLESS DBL CHAIR BUMPER STORAGE-L | 52x40x33/40 | 1280 | 1350 | 1425 | 1495 | 1565 | 1635 | 1025 | 1075 | 1125 |
| 222 ARMLESS DBL CHAIR BUMPER STORAGE-R | 52x40x33/40 | 1280 | 1350 | 1425 | 1495 | 1565 | 1635 | 1025 | 1075 | 1125 |
| 223 APT SOFA NO ARM BUMPER STORAGE-L | 82x40x33/40 | 1995 | 2100 | 2210 | 2315 | 2425 | 2530 | 1565 | 1640 | 1720 |
| 224 APT SOFA NO ARM BUMPER STORAGE-R | 82x40x33/40 | 1995 | 2100 | 2210 | 2315 | 2425 | 2530 | 1565 | 1640 | 1720 |
| 230 DBLE LOUNGE CHAIR RECLINING BACK L-ARM | 42x62x33/40 | 1575 | 1650 | 1730 | 1805 | 1880 | 1960 | 1235 | 1305 | 1375 |
| 231 DBLE LOUNGE CHAIR RECLINING BACK R-ARM | 42x62x33/40 | 1575 | 1650 | 1730 | 1805 | 1880 | 1960 | 1235 | 1305 | 1375 |
| 232 LOUNGE CHAIR RECLINING BACK LEFT ARM | 35x62x33/40 | 1460 | 1530 | 1600 | 1675 | 1745 | 1815 | 1160 | 1205 | 1250 |
| 233 LOUNGE CHAIR RECLINING BACK RIGHT ARM | 35x62x33/40 | 1460 | 1530 | 1600 | 1675 | 1745 | 1815 | 1160 | 1205 | 1250 |
| 234 SECTIONAL APT SOFA BUMPER LEFT | 96x40/44x33/40 | 2310 | 2440 | 2565 | 2695 | 2820 | 2950 | 1685 | 1765 | 1845 |

SAN FRANCISCO

FEATURES:

- *Wall hugger power recliners with full footrest (manual n/a).
- Manual adjustable headrest on all items (2 on square corner & stationary on wedge).
- Seat cushions with shaped foam + 1" layer of memory foam on top.
- Stitching: Small thread in fabric & large flat thread in leather.
- Lounge chair reclining back items with "Push Back" mechanism; wall clearance 10".
- *Excludes chairs 043 & 163: Wall clearance 16"

Note: 2 recliner seats separated by a corner can not be opened at the same time. No recliner seats beside #155 Small Square Corner.

OPTIONS

- Battery Pack: Add \$125/ea.
- Motorized headrest: Add \$125 ea. (Motorized headrest N/A on stationary & lounge chair items).
- Choice of Large or Small 6" Arm: Leg on LARGE arm: LG08 wood or LG64 metal. SMALL 6" arm: LG195 wood, metal leg N/A. Specify wood colour.
- Seat Depth: 20" or *22". *22" seat depth N/A on chairs 043 & 163.
- 043 & 163 Chairs: with wood base, add \$165 (specify colour).

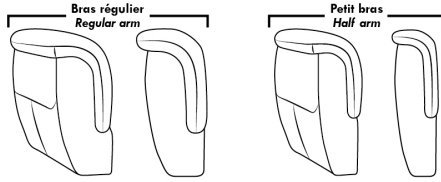
ACCESSORIES (Available only on *items 159-160-190)

- Metal Cup Holder: \$25 ea. (1 on 160-190 & 2 side by side on 159). Specify colour: Stainless, Black or Antique Gold.
- Accessories: Grommet \$35 ea. | Swivel tray & Wine Glass holder \$20 ea., Tablet holder \$40 & LED Lamp \$50.
- *STORAGE items 159-160-190 with 2 USB/Electric outlets. *Must be used between 2 seats. Pieces are plain (without arm detail) & are not finished on the sides.

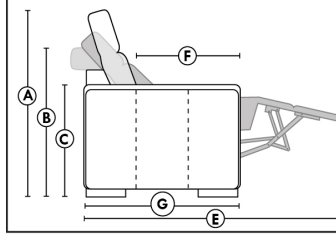
| Description | L x D x H | Leather | | | | | | Fabric | | |
|-------------------------------------|----------------|------------|-------------------------------|--|---|----------------------------------|--------------|--------|----------|------|
| | | 10 Pony | 20 Hugo Madras Softy | 30 Empire Fantasy Illusion Tucson Utah Vintage Yukon | 40 Diamond Elegance Princess Santiago Sensation Sunset Trina Victoria | 50 Bull Cassiope Dublin | 60 Caress | A | B COM | C |
| 235 SECTIONAL APT SOFA BUMPER RIGHT | 96x40/44x33/40 | 2310 | 2440 | 2565 | 2695 | 2820 | 2950 | 1685 | 1765 | 1845 |
| CONFIGURATIONS | | | | | | | | | | |
| A CONFIG (169-170) | 84X40X40 | 2960 | 3090 | 3220 | 3360 | 3490 | 3620 | 2430 | 2560 | 2690 |
| B CONFIG (169-171-174) | 115X62X40 | 4080 | 4270 | 4460 | 4660 | 4850 | 5040 | 3300 | 3485 | 3665 |
| C CONFIG (096-055-171-170) | 116X116X40 | 6010 | 6300 | 6590 | 6895 | 7185 | 7475 | 4775 | 5010 | 5240 |
| D CONFIG (169-171-235) | 116X96X40 | 4955 | 5195 | 5430 | 5675 | 5910 | 6150 | 3855 | 4050 | 4245 |
| J CONFIG (041-042) | 70X40X40 | 2810 | 2920 | 3030 | 3140 | 3250 | 3370 | 2330 | 2400 | 2470 |
| K CONFIG (041-071-005) | 94X62X40 | 3815 | 3970 | 4135 | 4290 | 4445 | 4605 | 3120 | 3245 | 3370 |
| L CONFIG (012-055-071-042) | 102X102X40 | 5670 | 5935 | 6205 | 6480 | 6745 | 7015 | 4555 | 4740 | 4915 |
| M CONFIG (041-071-024) | 103X89X40 | 4725 | 4960 | 5205 | 5440 | 5680 | 5920 | 3685 | 3850 | 4010 |

SAN FRANCISCO

OPTIMA

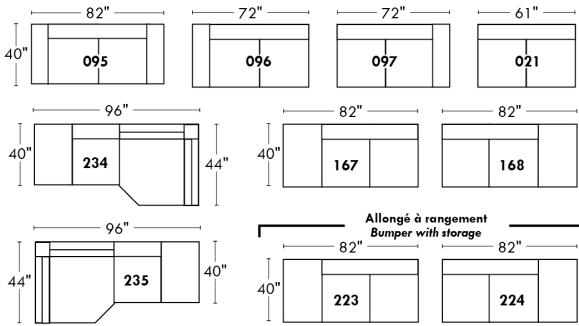


Spécifications | Specifications

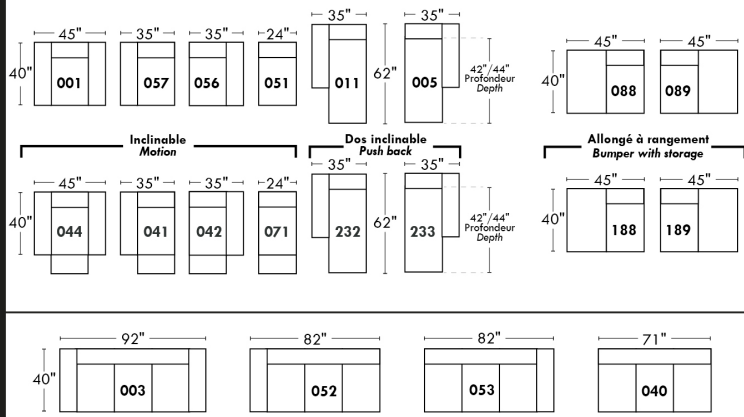
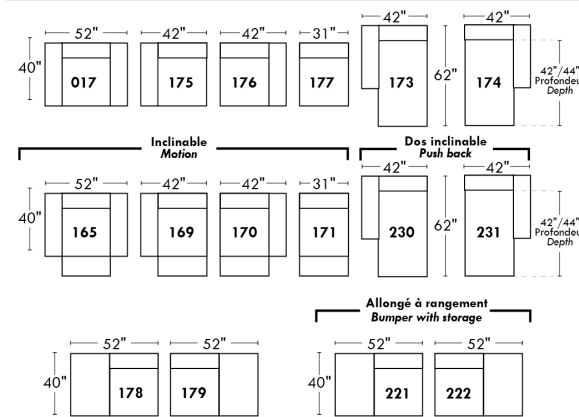
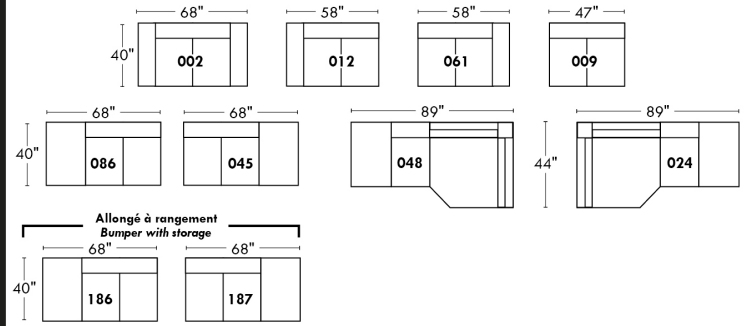


- Appui-tête levé / Headrest up
 - Appui-tête baissé / Headrest down
 - Complètement incliné / Fully reclined
- (A)** Hauteur complète 40" / Total Height
(B) Hauteur appui-tête baissé 33" / Height headrest down
(C) Hauteur du bras 25" / Arm Height
(D) Hauteur du siège 19,5" / Seat height
(E) Profondeur inclinée 65" / Depth fully reclined
(F) Profondeur d'assise 20" ou/ou 22" / Seat depth
(G) Profondeur appui-tête monté 36" / Depth with headrest up

Siège 30" de large | 30" Seat Width



Siège 23" de large | 23" Seat Width



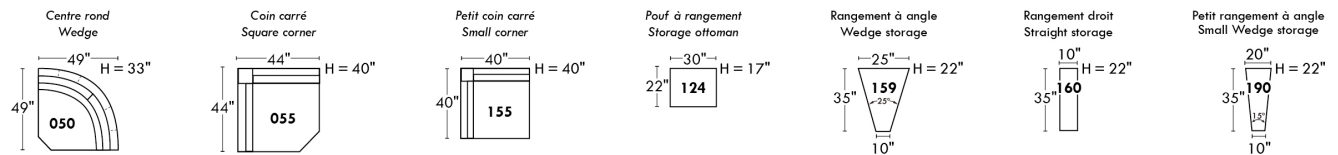
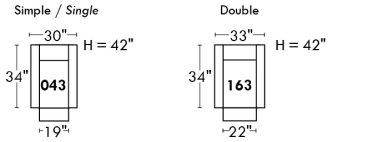
Autres | Others

Fauteuil berçant, pivotant et inclinable

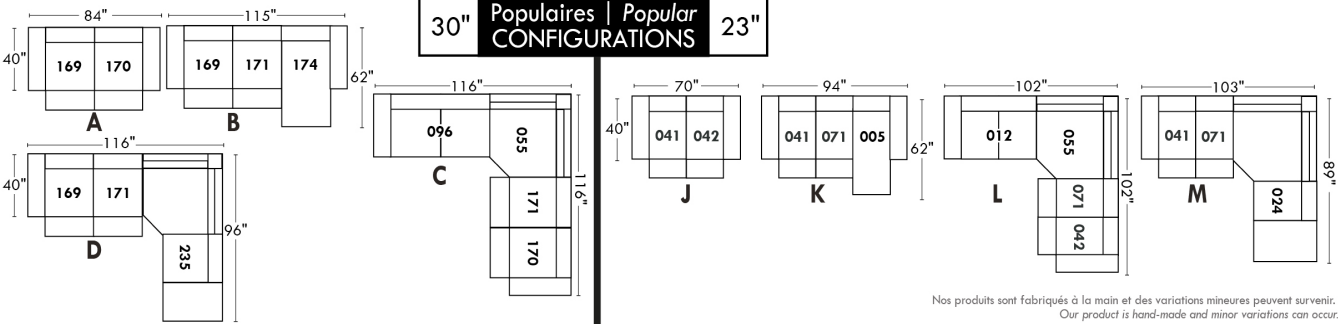
N'est pas un mécanisme protège-mur
Dégagement mural: 16"

Swivel, rocking motion chair

Not a wall hugger mechanism
Wall clearance: 16"



30" Populaires | Popular CONFIGURATIONS 23"



Nos produits sont fabriqués à la main et des variations mineures peuvent survenir.
Our product is hand-made and minor variations can occur.

CDN Price List

SCORPIO

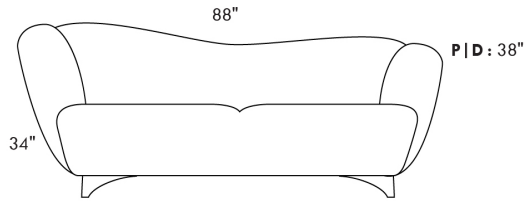
COMBO: Cover #2 on seat cushions only.
 FABRIC: There is no stitching on back and seat cushions.
 LEG: LG82 metal.
 COMBO:
 Cover #1: Arms, outside and inside back.
 Cover #2: Top and front of seat cushion.
 1x PL.12 for Apt. Sofa and 1x PL.12 for Loveseat.

| Description | L x D x H | Leather | | | | | | Fabric | | |
|--------------------|-----------|------------|-------------------------------|--|---|----------------------------------|--------------|--------|----------|------|
| | | 10 Pony | 20 Hugo Madras Softy | 30 Empire Fantasy Illusion Tucson Utah Vintage Yukon | 40 Diamond Elegance Princess Santiago Sensation Sunset Trina Victoria | 50 Bull Cassiope Dublin | 60 Caress | A | B COM | C |
| 001 CHAIR | 47X38X32 | 1160 | 1235 | 1315 | 1385 | 1470 | 1545 | 800 | 840 | 905 |
| 002 LOVESEAT | 73X38X34 | 1620 | 1735 | 1835 | 1950 | 2045 | 2150 | 1160 | 1225 | 1285 |
| 006 OTTOMAN | 25X25X18 | 535 | 560 | 585 | 615 | 655 | 675 | 440 | 450 | 460 |
| 095 APARTMENT SOFA | 88X38X34 | 1710 | 1815 | 1930 | 2025 | 2130 | 2230 | 1225 | 1285 | 1345 |

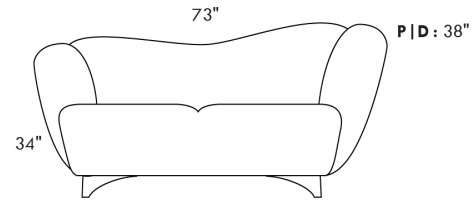
SCORPIO



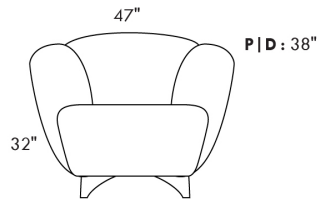
Hauteur de siège 18" | Hauteur devant bras 34" | Profondeur d'assise 21"
Seat Height 18" | Arm Height 34" | Seat Depth 21"



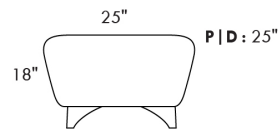
095*



002*

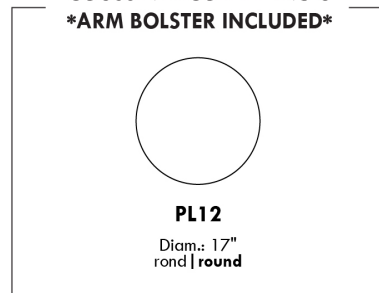


001



006

COUSSIN DÉCORATIF INCLU
ARM BOLSTER INCLUDED



SEATTLE

FEATURES:

- *Wall hugger power recliners with full footrest (manual n/a).
- Manual adjustable headrest on all items (stationary on wedge).
- Seat cushions with shaped foam + 1" layer of memory foam on top; arm with memory foam.
- Stitching: Small thread in fabric & large flat thread in leather.
- Lounge chair reclining back items with "Push Back" mechanism; wall clearance 10".
- *Excludes 043 & 163 chairs: Wall clearance 16"

Note: 2 recliner seats separated by a corner can not be opened at the same time. No recliner seats beside #155 Small Square Corner.

OPTIONS

- Battery Pack: Add \$125/ea.
- Motorized headrest: Add \$125 ea. (Motorized headrest N/A on stationary & lounge chair items).
- Choice of Large or Small 6" Arm: Leg on LARGE arm: LG187 wood or Metal: LG189 cyl. (Black or Chrome) or LG64 (sq). SMALL Arm: LG08 wood or Metal: LG196 cyl. (Black or Chrome) or LG64 (sq). Specify colour.
- Seat Depth: 20" or *22". *22" seat depth N/A on chairs 043 & 163.
- 043 & 163 Chairs: with wood base, add \$165; specify colour.

ACCESSORIES (n/a on small 6" arm)

- Grommet \$35 ea | Swivel tray & Wine Glass holder \$20 ea., Tablet holder \$40 & LED Lamp \$50.
- Metal Cup Holder: \$25 ea. (1 per arm/160/190 & 2 side by side on 159). Specify colour: Stainless, Black or Gold.
- *STORAGE items 159-160-190 with 2 USB/Electric outlets. *Must be used between 2 seats. Pieces are plain (without arm detail) & are not finished on the sides.

| Description | L x D x H | Leather | | | | | | Fabric | | |
|-------------------------------------|----------------|------------|-------------------------------|--|---|----------------------------------|--------------|--------|----------|------|
| | | 10 Pony | 20 Hugo Madras Softy | 30 Empire Fantasy Illusion Tucson Utah Vintage Yukon | 40 Diamond Elegance Princess Santiago Sensation Sunset Trina Victoria | 50 Bull Cassiope Dublin | 60 Caress | A | B COM | C |
| 001 CHAIR | 42x40x33/40 | 1420 | 1500 | 1580 | 1665 | 1745 | 1825 | 1130 | 1165 | 1195 |
| 002 LOVESEAT | 65x40x33/40 | 2030 | 2125 | 2225 | 2320 | 2415 | 2515 | 1600 | 1665 | 1725 |
| 003 SOFA | 89x40x33/40 | 2450 | 2575 | 2705 | 2830 | 2960 | 3085 | 1935 | 2010 | 2085 |
| 005 LOUNGE CHAIR RIGHT ARM | 33x62x33/40 | 1325 | 1380 | 1440 | 1495 | 1550 | 1605 | 1045 | 1090 | 1135 |
| 009 ARMLESS LOVESEAT | 47x40x33/40 | 1425 | 1485 | 1545 | 1605 | 1670 | 1730 | 1100 | 1165 | 1225 |
| 011 LOUNGE CHAIR LEFT ARM | 33x62x33/40 | 1325 | 1380 | 1440 | 1495 | 1550 | 1605 | 1045 | 1090 | 1135 |
| 012 LOVESEAT LEFT ARM | 56x40x33/40 | 1745 | 1825 | 1905 | 1990 | 2070 | 2150 | 1365 | 1425 | 1480 |
| 017 DOUBLE CHAIR | 49x40x33/40 | 1490 | 1575 | 1665 | 1750 | 1835 | 1925 | 1180 | 1230 | 1280 |
| 021 APARTMENT SOFA NO ARM | 61x40x33/40 | 1605 | 1695 | 1780 | 1865 | 1955 | 2040 | 1235 | 1305 | 1375 |
| 024 SECTIONAL LOVESEAT BUMPER RIGHT | 89x40/44x33/40 | 2235 | 2370 | 2510 | 2645 | 2785 | 2920 | 1610 | 1695 | 1775 |
| 040 ARMLESS SOFA | 71x40x33/40 | 1840 | 1935 | 2025 | 2115 | 2210 | 2300 | 1435 | 1515 | 1595 |
| 041 RECLINING CHAIR LEFT ARM | 33x40x33/40 | 1405 | 1460 | 1515 | 1570 | 1625 | 1685 | 1165 | 1200 | 1235 |
| 042 RECLINING CHAIR RIGHT ARM | 33x40x33/40 | 1405 | 1460 | 1515 | 1570 | 1625 | 1685 | 1165 | 1200 | 1235 |
| 043 SWIVEL ROCKING RECLINING CHAIR | 30x34x42 | 1665 | 1755 | 1845 | 1940 | 2030 | 2120 | 1365 | 1405 | 1440 |
| 044 RECLINER CHAIR | 42x40x33/40 | 1695 | 1765 | 1835 | 1905 | 1980 | 2050 | 1405 | 1435 | 1465 |
| 045 ARMLESS LOVESEAT BUMPER RIGHT | 68x40x33/40 | 1695 | 1770 | 1845 | 1925 | 2000 | 2075 | 1315 | 1370 | 1430 |

SEATTLE

FEATURES:

- *Wall hugger power recliners with full footrest (manual n/a).
- Manual adjustable headrest on all items (stationary on wedge).
- Seat cushions with shaped foam + 1" layer of memory foam on top; arm with memory foam.
- Stitching: Small thread in fabric & large flat thread in leather.
- Lounge chair reclining back items with "Push Back" mechanism; wall clearance 10".
- *Excludes 043 & 163 chairs: Wall clearance 16"

Note: 2 recliner seats separated by a corner can not be opened at the same time. No recliner seats beside #155 Small Square Corner.

OPTIONS

- Battery Pack: Add \$125/ea.
- Motorized headrest: Add \$125 ea. (Motorized headrest N/A on stationary & lounge chair items).
- Choice of Large or Small 6" Arm: Leg on LARGE arm: LG187 wood or Metal: LG189 cyl. (Black or Chrome) or LG64 (sq). SMALL Arm: LG08 wood or Metal: LG196 cyl. (Black or Chrome) or LG64 (sq). Specify colour.
- Seat Depth: 20" or *22". *22" seat depth N/A on chairs 043 & 163.
- 043 & 163 Chairs: with wood base, add \$165; specify colour.

ACCESSORIES (n/a on small 6" arm)

- Grommet \$35 ea | Swivel tray & Wine Glass holder \$20 ea., Tablet holder \$40 & LED Lamp \$50.
- Metal Cup Holder: \$25 ea. (1 per arm/160/190 & 2 side by side on 159). Specify colour: Stainless, Black or Gold.
- *STORAGE items 159-160-190 with 2 USB/Electric outlets. *Must be used between 2 seats. Pieces are plain (without arm detail) & are not finished on the sides.

| Description | L x D x H | Leather | | | | | | Fabric | | |
|------------------------------------|----------------|------------|-------------------------------|--|---|----------------------------------|--------------|--------|----------|------|
| | | 10 Pony | 20 Hugo Madras Softy | 30 Empire Fantasy Illusion Tucson Utah Vintage Yukon | 40 Diamond Elegance Princess Santiago Sensation Sunset Trina Victoria | 50 Bull Cassiope Dublin | 60 Caress | A | B COM | C |
| 048 SECTIONAL LOVESEAT BUMPER LEFT | 89x40/44x33/40 | 2235 | 2370 | 2510 | 2645 | 2785 | 2920 | 1610 | 1695 | 1775 |
| 050 WEDGE | 49x49x33 | 1240 | 1320 | 1405 | 1485 | 1565 | 1645 | 895 | 940 | 985 |
| 051 ARMLESS CHAIR | 24x40x33/40 | 815 | 855 | 900 | 940 | 980 | 1020 | 625 | 670 | 710 |
| 052 SOFA LEFT ARM | 80x40x33/40 | 2160 | 2265 | 2365 | 2470 | 2570 | 2670 | 1695 | 1770 | 1845 |
| 053 SOFA RIGHT ARM | 80x40x33/40 | 2160 | 2265 | 2365 | 2470 | 2570 | 2670 | 1695 | 1770 | 1845 |
| 055 SQUARE CORNER | 44x44x33/40 | 1435 | 1520 | 1605 | 1695 | 1780 | 1865 | 1115 | 1160 | 1200 |
| 056 CHAIR RIGHT ARM | 33x40x33/40 | 1135 | 1190 | 1240 | 1290 | 1340 | 1390 | 885 | 930 | 970 |
| 057 CHAIR LEFT ARM | 33x40x33/40 | 1135 | 1190 | 1240 | 1290 | 1340 | 1390 | 885 | 930 | 970 |
| 061 LOVESEAT RIGHT ARM | 56x40x33/40 | 1745 | 1825 | 1905 | 1990 | 2070 | 2150 | 1365 | 1425 | 1480 |
| 071 ARMLESS RECLINING CHAIR | 24x40x33/40 | 1085 | 1130 | 1180 | 1225 | 1270 | 1315 | 910 | 955 | 1000 |
| 086 ARMLESS LOVESEAT BUMPER LEFT | 68x40x33/40 | 1695 | 1770 | 1845 | 1925 | 2000 | 2075 | 1315 | 1370 | 1430 |
| 088 ARMLESS CHAIR BUMPER LEFT | 45x40x33/40 | 1080 | 1155 | 1225 | 1295 | 1365 | 1440 | 830 | 865 | 905 |
| 089 ARMLESS CHAIR BUMPER RIGHT | 45x40x33/40 | 1080 | 1155 | 1225 | 1295 | 1365 | 1440 | 830 | 865 | 905 |
| 095 APARTMENT SOFA | 79x40x33/40 | 2210 | 2330 | 2455 | 2575 | 2700 | 2820 | 1735 | 1810 | 1885 |
| 096 APARTMENT SOFA LEFT ARM | 70x40x33/40 | 1930 | 2025 | 2120 | 2220 | 2315 | 2410 | 1490 | 1565 | 1640 |
| 097 APARTMENT SOFA RIGHT ARM | 70x40x33/40 | 1930 | 2025 | 2120 | 2220 | 2315 | 2410 | 1490 | 1565 | 1640 |

SEATTLE

FEATURES:

- *Wall hugger power recliners with full footrest (manual n/a).
- Manual adjustable headrest on all items (stationary on wedge).
- Seat cushions with shaped foam + 1" layer of memory foam on top; arm with memory foam.
- Stitching: Small thread in fabric & large flat thread in leather.
- Lounge chair reclining back items with "Push Back" mechanism; wall clearance 10".
- *Excludes 043 & 163 chairs: Wall clearance 16"

Note: 2 recliner seats separated by a corner can not be opened at the same time. No recliner seats beside #155 Small Square Corner.

OPTIONS

- Battery Pack: Add \$125/ea.
- Motorized headrest: Add \$125 ea. (Motorized headrest N/A on stationary & lounge chair items).
- Choice of Large or Small 6" Arm: Leg on LARGE arm: LG187 wood or Metal: LG189 cyl. (Black or Chrome) or LG64 (sq). SMALL Arm: LG08 wood or Metal: LG196 cyl. (Black or Chrome) or LG64 (sq). Specify colour.
- Seat Depth: 20" or *22". *22" seat depth N/A on chairs 043 & 163.
- 043 & 163 Chairs: with wood base, add \$165; specify colour.

ACCESSORIES (n/a on small 6" arm)

- Grommet \$35 ea | Swivel tray & Wine Glass holder \$20 ea., Tablet holder \$40 & LED Lamp \$50.
- Metal Cup Holder: \$25 ea. (1 per arm/160/190 & 2 side by side on 159). Specify colour: Stainless, Black or Gold.
- *STORAGE items 159-160-190 with 2 USB/Electric outlets. *Must be used between 2 seats. Pieces are plain (without arm detail) & are not finished on the sides.

| Description | L x D x H | Leather | | | | | | Fabric | | |
|--|-------------|------------|-------------------------------|--|---|----------------------------------|--------------|--------|----------|------|
| | | 10 Pony | 20 Hugo Madras Softy | 30 Empire Fantasy Illusion Tucson Utah Vintage Yukon | 40 Diamond Elegance Princess Santiago Sensation Sunset Trina Victoria | 50 Bull Cassiope Dublin | 60 Caress | A | B COM | C |
| 124 STORAGE OTTOMAN | 30x22x17 | 560 | 580 | 600 | 620 | 645 | 665 | 480 | 500 | 520 |
| 155 SMALL SQUARE CORNER | 40x40x33/40 | 1435 | 1520 | 1605 | 1695 | 1780 | 1865 | 1115 | 1160 | 1200 |
| 159 WEDGE STORAGE | 10/25x35x22 | 560 | 585 | 610 | 640 | 665 | 690 | 430 | 440 | 450 |
| 160 STRAIGHT STORAGE | 10x35x22 | 540 | 565 | 590 | 615 | 645 | 670 | 410 | 420 | 430 |
| 163 DBL SWIVEL ROCKING RECLINER CHAIR | 33x34x42 | 1705 | 1800 | 1895 | 1995 | 2090 | 2190 | 1370 | 1410 | 1445 |
| 165 DOUBLE RECLINING CHAIR | 49x40x33/40 | 1765 | 1850 | 1940 | 2025 | 2110 | 2200 | 1460 | 1515 | 1570 |
| 167 APARTMENT SOFA NO ARM BUMPER LEFT | 82x40x33/40 | 1875 | 1980 | 2080 | 2185 | 2285 | 2385 | 1445 | 1520 | 1595 |
| 168 APARTMENT SOFA NO ARM BUMPER RIGHT | 82x40x33/40 | 1875 | 1980 | 2080 | 2185 | 2285 | 2385 | 1445 | 1520 | 1595 |
| 169 DOUBLE RECLINING CHAIR LEFT ARM | 40x40x33/40 | 1480 | 1545 | 1610 | 1680 | 1745 | 1810 | 1215 | 1280 | 1345 |
| 170 DOUBLE RECLINING CHAIR RIGHT ARM | 40x40x33/40 | 1480 | 1545 | 1610 | 1680 | 1745 | 1810 | 1215 | 1280 | 1345 |
| 171 ARMLESS DOUBLE RECLINING CHAIR | 31x40x33/40 | 1165 | 1210 | 1255 | 1300 | 1345 | 1390 | 955 | 1005 | 1055 |
| 173 DOUBLE LOUNGE CHAIR LEFT ARM | 40x62x33/40 | 1435 | 1515 | 1595 | 1680 | 1760 | 1840 | 1130 | 1200 | 1265 |
| 174 DOUBLE LOUNGE CHAIR RIGHT ARM | 40x62x33/40 | 1435 | 1515 | 1595 | 1680 | 1760 | 1840 | 1130 | 1200 | 1265 |
| 175 DOUBLE CHAIR LEFT ARM | 40x40x33/40 | 1200 | 1270 | 1340 | 1415 | 1485 | 1555 | 945 | 1000 | 1055 |
| 176 DOUBLE CHAIR RIGHT ARM | 40x40x33/40 | 1200 | 1270 | 1340 | 1415 | 1485 | 1555 | 945 | 1000 | 1055 |
| 177 ARMLESS DOUBLE CHAIR | 31x40x33/40 | 895 | 945 | 995 | 1045 | 1095 | 1150 | 680 | 725 | 770 |

SEATTLE

FEATURES:

- *Wall hugger power recliners with full footrest (manual n/a).
- Manual adjustable headrest on all items (stationary on wedge).
- Seat cushions with shaped foam + 1" layer of memory foam on top; arm with memory foam.
- Stitching: Small thread in fabric & large flat thread in leather.
- Lounge chair reclining back items with "Push Back" mechanism; wall clearance 10".
- *Excludes 043 & 163 chairs: Wall clearance 16"

Note: 2 recliner seats separated by a corner can not be opened at the same time. No recliner seats beside #155 Small Square Corner.

OPTIONS

- Battery Pack: Add \$125/ea.
- Motorized headrest: Add \$125 ea. (Motorized headrest N/A on stationary & lounge chair items).
- Choice of Large or Small 6" Arm: Leg on LARGE arm: LG187 wood or Metal: LG189 cyl. (Black or Chrome) or LG64 (sq). SMALL Arm: LG08 wood or Metal: LG196 cyl. (Black or Chrome) or LG64 (sq). Specify colour.
- Seat Depth: 20" or *22". *22" seat depth N/A on chairs 043 & 163.
- 043 & 163 Chairs: with wood base, add \$165; specify colour.

ACCESSORIES (n/a on small 6" arm)

- Grommet \$35 ea | Swivel tray & Wine Glass holder \$20 ea., Tablet holder \$40 & LED Lamp \$50.
- Metal Cup Holder: \$25 ea. (1 per arm/160/190 & 2 side by side on 159). Specify colour: Stainless, Black or Gold.
- *STORAGE items 159-160-190 with 2 USB/Electric outlets. *Must be used between 2 seats. Pieces are plain (without arm detail) & are not finished on the sides.

| Description | L x D x H | Leather | | | | | | Fabric | | |
|--|----------------|------------|-------------------------------|--|---|----------------------------------|--------------|--------|----------|------|
| | | 10 Pony | 20 Hugo Madras Softy | 30 Empire Fantasy Illusion Tucson Utah Vintage Yukon | 40 Diamond Elegance Princess Santiago Sensation Sunset Trina Victoria | 50 Bull Cassiope Dublin | 60 Caress | A | B COM | C |
| 178 ARMLESS DOUBLE CHAIR BUMPER LEFT | 52x40x33/40 | 1160 | 1230 | 1300 | 1370 | 1445 | 1515 | 910 | 955 | 1000 |
| 179 ARMLESS DOUBLE CHAIR BUMPER RIGHT | 52x40x33/40 | 1160 | 1230 | 1300 | 1370 | 1445 | 1515 | 910 | 955 | 1000 |
| 186 ARMLESS LOVESEAT BUMPER STORAGE-L | 68x40x33/40 | 1815 | 1890 | 1970 | 2045 | 2120 | 2200 | 1435 | 1495 | 1555 |
| 187 ARMLESS LOVESEAT BUMPER STORAGE-R | 68x40x33/40 | 1815 | 1890 | 1970 | 2045 | 2120 | 2200 | 1435 | 1495 | 1555 |
| 188 ARMLESS CHAIR BUMPER STORAGE-L | 45x40x33/40 | 1205 | 1275 | 1345 | 1420 | 1490 | 1560 | 955 | 985 | 1015 |
| 189 ARMLESS CHAIR BUMPER STORAGE-R | 45x40x33/40 | 1205 | 1275 | 1345 | 1420 | 1490 | 1560 | 955 | 985 | 1015 |
| 190 SMALL WEDGE STORAGE | 10/20x35x22 | 540 | 565 | 590 | 615 | 645 | 670 | 410 | 420 | 430 |
| 221 ARMLESS DBL CHAIR BUMPER STORAGE-L | 52x40x33/40 | 1280 | 1350 | 1425 | 1495 | 1565 | 1635 | 1025 | 1075 | 1125 |
| 222 ARMLESS DBL CHAIR BUMPER STORAGE-R | 52x40x33/40 | 1280 | 1350 | 1425 | 1495 | 1565 | 1635 | 1025 | 1075 | 1125 |
| 223 APT SOFA NO ARM BUMPER STORAGE-L | 82x40x33/40 | 1995 | 2100 | 2210 | 2315 | 2425 | 2530 | 1565 | 1640 | 1720 |
| 224 APT SOFA NO ARM BUMPER STORAGE-R | 82x40x33/40 | 1995 | 2100 | 2210 | 2315 | 2425 | 2530 | 1565 | 1640 | 1720 |
| 230 DBLE LOUNGE CHAIR RECLINING BACK L-ARM | 40x62x33/40 | 1575 | 1650 | 1730 | 1805 | 1880 | 1960 | 1235 | 1305 | 1375 |
| 231 DBLE LOUNGE CHAIR RECLINING BACK R-ARM | 40x62x33/40 | 1575 | 1650 | 1730 | 1805 | 1880 | 1960 | 1235 | 1305 | 1375 |
| 232 LOUNGE CHAIR RECLINING BACK LEFT ARM | 33x62x33/40 | 1460 | 1530 | 1600 | 1675 | 1745 | 1815 | 1160 | 1205 | 1250 |
| 233 LOUNGE CHAIR RECLINING BACK RIGHT ARM | 33x62x33/40 | 1460 | 1530 | 1600 | 1675 | 1745 | 1815 | 1160 | 1205 | 1250 |
| 234 SECTIONAL APT SOFA BUMPER LEFT | 96x40/44x33/40 | 2310 | 2440 | 2565 | 2695 | 2820 | 2950 | 1685 | 1765 | 1845 |

SEATTLE

FEATURES:

- *Wall hugger power recliners with full footrest (manual n/a).
- Manual adjustable headrest on all items (stationary on wedge).
- Seat cushions with shaped foam + 1" layer of memory foam on top; arm with memory foam.
- Stitching: Small thread in fabric & large flat thread in leather.
- Lounge chair reclining back items with "Push Back" mechanism; wall clearance 10".
- *Excludes 043 & 163 chairs: Wall clearance 16"

Note: 2 recliner seats separated by a corner can not be opened at the same time. No recliner seats beside #155 Small Square Corner.

OPTIONS

- Battery Pack: Add \$125/ea.
- Motorized headrest: Add \$125 ea. (Motorized headrest N/A on stationary & lounge chair items).
- Choice of Large or Small 6" Arm: Leg on LARGE arm: LG187 wood or Metal: LG189 cyl. (Black or Chrome) or LG64 (sq). SMALL Arm: LG08 wood or Metal: LG196 cyl. (Black or Chrome) or LG64 (sq). Specify colour.
- Seat Depth: 20" or *22". *22" seat depth N/A on chairs 043 & 163.
- 043 & 163 Chairs: with wood base, add \$165; specify colour.

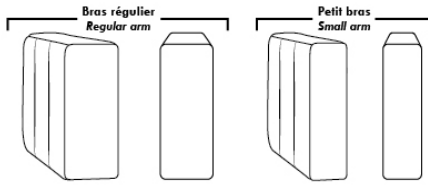
ACCESSORIES (n/a on small 6" arm)

- Grommet \$35 ea | Swivel tray & Wine Glass holder \$20 ea., Tablet holder \$40 & LED Lamp \$50.
- Metal Cup Holder: \$25 ea. (1 per arm/160/190 & 2 side by side on 159). Specify colour: Stainless, Black or Gold.
- *STORAGE items 159-160-190 with 2 USB/Electric outlets. *Must be used between 2 seats. Pieces are plain (without arm detail) & are not finished on the sides.

| Description | L x D x H | Leather | | | | | | Fabric | | |
|-------------------------------------|----------------|------------|-------------------------------|--|---|----------------------------------|--------------|--------|----------|------|
| | | 10 Pony | 20 Hugo Madras Softy | 30 Empire Fantasy Illusion Tucson Utah Vintage Yukon | 40 Diamond Elegance Princess Santiago Sensation Sunset Trina Victoria | 50 Bull Cassiope Dublin | 60 Caress | A | B COM | C |
| 235 SECTIONAL APT SOFA BUMPER RIGHT | 96x40/44x33/40 | 2310 | 2440 | 2565 | 2695 | 2820 | 2950 | 1685 | 1765 | 1845 |
| CONFIGURATIONS | | | | | | | | | | |
| A CONFIG (169-170) | 80X40X40 | 2960 | 3090 | 3220 | 3360 | 3490 | 3620 | 2430 | 2560 | 2690 |
| B CONFIG (169-171-174) | 111X62X40 | 4080 | 4270 | 4460 | 4660 | 4850 | 5040 | 3300 | 3485 | 3665 |
| C CONFIG (096-055-171-170) | 115X115X40 | 6010 | 6300 | 6590 | 6895 | 7185 | 7475 | 4775 | 5010 | 5240 |
| D CONFIG (169-171-235) | 115X96X50 | 4955 | 5195 | 5430 | 5675 | 5910 | 6150 | 3855 | 4050 | 4245 |
| J CONFIG (041-042) | 66X40X40 | 2810 | 2920 | 3030 | 3140 | 3250 | 3370 | 2330 | 2400 | 2470 |
| K CONFIG (041-071-005) | 90X62X40 | 3815 | 3970 | 4135 | 4290 | 4445 | 4605 | 3120 | 3245 | 3370 |
| L CONFIG (012-055-071-042) | 101X101X40 | 5670 | 5935 | 6205 | 6480 | 6745 | 7015 | 4555 | 4740 | 4915 |
| M CONFIG (041-071-024) | 101X89X40 | 4725 | 4960 | 5205 | 5440 | 5680 | 5920 | 3685 | 3850 | 4010 |

SEATTLE

OPTIMA



Spécifications | Specifications

Appui-tête levé Headrest up
 Appui-tête baissé Headrest down
 Complètement incliné Fully reclined

(A) Hauteur complète 40" Total Height
 (B) Hauteur appui-tête baissé 33" Height headrest down
 (C) Hauteur du bras 24" Arm Height
 (D) Hauteur du siège 19,5" Seat height
 (E) Profondeur inclinée 65" Depth fully reclined
 (F) Profondeur d'assise 20" ou/ou 22" Seat depth
 (G) Profondeur appui-tête monté 36" Depth with headrest up

Siège 30" de large | 30" Seat Width

Siège 23" de large | 23" Seat Width

Autres | Others

Fauteuil berçant, pivotant et inclinable / **Swivel, rocking motion chair**
 N'est pas un mécanisme protège-mur / Not a wall hugger mechanism
 Dégagement mural: 16" / Wall clearance: 16"

30" Populaires | Popular CONFIGURATIONS 23"

Nos produits sont fabriqués à la main et des variations mineures peuvent survenir. Our product is hand-made and minor variations can occur.

SEVILLE

Plain fabric recommended for the base.
COMBO: Cover #2 on back and seat cushion.

Sliding seat available: Upcharge of \$75/ seat. Sliding seat N/A on items: 050-055-018-023-046-062 and 063.

*Sku 077 UPHOLSTERED TABLE: Specify wood colour of table top.

*N.B. Sku 077 may only be used like a square corner 055. This item is NOT fully upholstered in leather or fabric & MAY NOT be used as a STAND ALONE.

LEG CHOICES:

Seat height 17 3/4": LG143 wood or metal, LG180 wood and LG185 wood. If wood, specify finish colour.

Seat height 17": LG128 Metal

Seat height 16 1/2": LG186 wood, LG181 wood. Specify finish colour.

Seat height 15 1/2": LG90 metal.

Ottoman: Available legs only: LG90 metal, LG186 wood, LG128 metal, LG185 wood. If wood, specify colour.

*REMARK: Armless end pieces are not fully upholstered in leather or fabric.

OPTION: For apparent end pieces upholstered in leather or fabric; add \$200/side.

| Description | L x D x H | Leather | | | | | | Fabric | | |
|-------------------------------------|--------------|------------|-------------------------------|--|---|----------------------------------|--------------|--------|----------|------|
| | | 10 Pony | 20 Hugo Madras Softy | 30 Empire Fantasy Illusion Tucson Utah Vintage Yukon | 40 Diamond Elegance Princess Santiago Sensation Sunset Trina Victoria | 50 Bull Cassiope Dublin | 60 Caress | A | B COM | C |
| 001 CHAIR | 42X39X34 | 1335 | 1415 | 1500 | 1580 | 1675 | 1750 | 930 | 970 | 1015 |
| 002 LOVESEAT | 65X39X34 | 1640 | 1760 | 1880 | 1990 | 2100 | 2210 | 1230 | 1290 | 1350 |
| 003 SOFA | 88X39X34 | 1990 | 2130 | 2280 | 2405 | 2545 | 2685 | 1290 | 1375 | 1470 |
| 006 OTTOMAN | 25.5X25.5X18 | 490 | 530 | 565 | 590 | 640 | 670 | 410 | 425 | 435 |
| 009 ARMLESS LOVESEAT | 47X39X34 | 1295 | 1410 | 1520 | 1625 | 1745 | 1850 | 1050 | 1115 | 1180 |
| 012 LOVESEAT LEFT ARM | 56X39X34 | 1455 | 1565 | 1690 | 1800 | 1900 | 2015 | 1140 | 1210 | 1275 |
| 018 ANGULAR LOVESEAT LEFT ARM | 69X53X34 | 1490 | 1600 | 1715 | 1825 | 1945 | 2045 | 1170 | 1235 | 1295 |
| 023 ANGULAR LOVESEAT RIGHT ARM | 69X53X34 | 1490 | 1600 | 1715 | 1825 | 1945 | 2045 | 1170 | 1235 | 1295 |
| 024 SECTIONAL LOVESEAT BUMPER RIGHT | 83X39X34 | 1755 | 1865 | 1985 | 2095 | 2205 | 2315 | 1230 | 1290 | 1350 |
| 040 ARMLESS SOFA | 70X39X34 | 1580 | 1730 | 1865 | 2005 | 2145 | 2285 | 1105 | 1190 | 1285 |
| 045 ARMLESS LOVESEAT BUMPER RIGHT | 67X39X34 | 1470 | 1575 | 1700 | 1810 | 1920 | 2025 | 1155 | 1225 | 1290 |
| 046 ARMLESS ANGULAR LOVESEAT | 60X53X34 | 1335 | 1440 | 1560 | 1675 | 1770 | 1885 | 1070 | 1140 | 1195 |
| 048 SECTIONAL LOVESEAT BUMPER LEFT | 83X39X34 | 1755 | 1865 | 1985 | 2095 | 2205 | 2315 | 1230 | 1290 | 1350 |
| 050 WEDGE | 50X50X34 | 865 | 940 | 1015 | 1080 | 1155 | 1225 | 705 | 755 | 800 |
| 051 ARMLESS CHAIR | 24X39X34 | 965 | 1020 | 1080 | 1140 | 1190 | 1245 | 740 | 780 | 815 |
| 052 SOFA LEFT ARM | 79X39X34 | 1785 | 1930 | 2070 | 2205 | 2340 | 2485 | 1195 | 1285 | 1365 |
| 053 SOFA RIGHT ARM | 79X39X34 | 1785 | 1930 | 2070 | 2205 | 2340 | 2485 | 1195 | 1285 | 1365 |
| 055 SQUARE CORNER | 40X40X34 | 830 | 915 | 990 | 1060 | 1150 | 1225 | 665 | 715 | 775 |

SEVILLE

Plain fabric recommended for the base.
COMBO: Cover #2 on back and seat cushion.

Sliding seat available: Upcharge of \$75/ seat. Sliding seat N/A on items: 050-055-018-023-046-062 and 063.

*Sku 077 UPHOLSTERED TABLE: Specify wood colour of table top.

*N.B. Sku 077 may only be used like a square corner 055. This item is NOT fully upholstered in leather or fabric & MAY NOT be used as a STAND ALONE.

LEG CHOICES:

Seat height 17 3/4": LG143 wood or metal, LG180 wood and LG185 wood. If wood, specify finish colour.

Seat height 17": LG128 Metal

Seat height 16 1/2": LG186 wood, LG181 wood. Specify finish colour.

Seat height 15 1/2": LG90 metal.

Ottoman: Available legs only: LG90 metal, LG186 wood, LG128 metal, LG185 wood. If wood, specify colour.

*REMARK: Armless end pieces are not fully upholstered in leather or fabric.

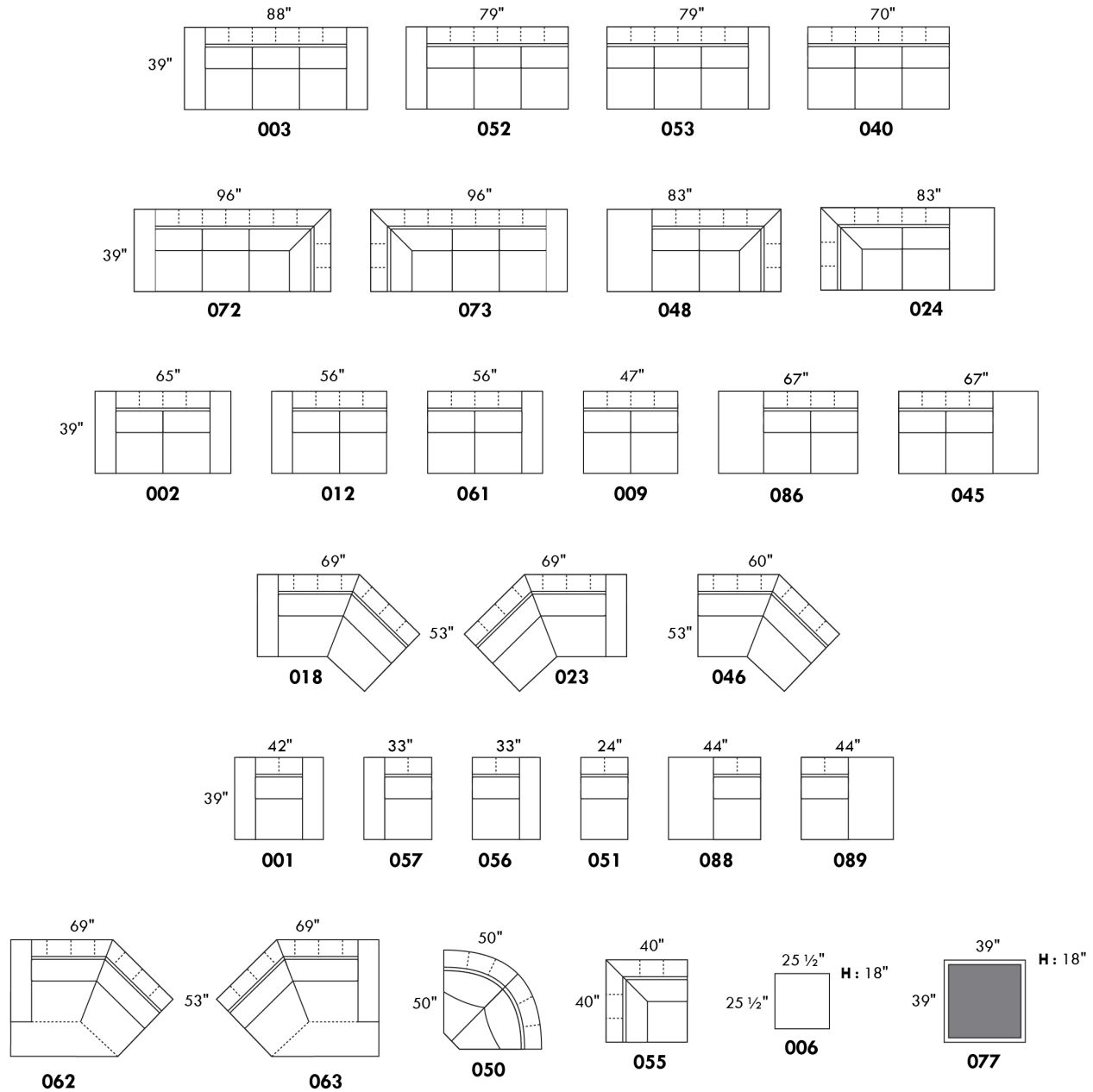
OPTION: For apparent end pieces upholstered in leather or fabric; add \$200/side.

| Description | L x D x H | Leather | | | | | | Fabric | | |
|----------------------------------|-----------|------------|-------------------------------|--|---|----------------------------------|--------------|--------|----------|------|
| | | 10 Pony | 20 Hugo Madras Softy | 30 Empire Fantasy Illusion Tucson Utah Vintage Yukon | 40 Diamond Elegance Princess Santiago Sensation Sunset Trina Victoria | 50 Bull Cassiope Dublin | 60 Caress | A | B COM | C |
| 056 CHAIR RIGHT ARM | 33X39X34 | 1130 | 1215 | 1300 | 1380 | 1470 | 1555 | 840 | 895 | 930 |
| 057 CHAIR LEFT ARM | 33X39X34 | 1130 | 1215 | 1300 | 1380 | 1470 | 1555 | 840 | 895 | 930 |
| 061 LOVESEAT RIGHT ARM | 56X39X34 | 1455 | 1565 | 1690 | 1800 | 1900 | 2015 | 1140 | 1210 | 1275 |
| 062 ANGLE CHAIR LEFT ARM | 69X53X34 | 1415 | 1490 | 1570 | 1635 | 1730 | 1805 | 1090 | 1150 | 1195 |
| 063 ANGLE CHAIR RIGHT ARM | 69X53X34 | 1415 | 1490 | 1570 | 1635 | 1730 | 1805 | 1090 | 1150 | 1195 |
| 072 SECTIONAL SOFA LEFT ARM | 96X39X34 | 2050 | 2195 | 2335 | 2480 | 2610 | 2750 | 1355 | 1440 | 1520 |
| 073 SECTIONAL SOFA RIGHT ARM | 96X39X34 | 2050 | 2195 | 2335 | 2480 | 2610 | 2750 | 1355 | 1440 | 1520 |
| 077 UPHOLSTERED TABLE | 39X39X18 | 670 | 740 | 825 | 910 | 980 | 1050 | 535 | 575 | 625 |
| 086 ARMLESS LOVESEAT BUMPER LEFT | 67X39X34 | 1470 | 1575 | 1700 | 1810 | 1920 | 2025 | 1155 | 1225 | 1290 |
| 088 ARMLESS CHAIR BUMPER LEFT | 44X39X34 | 1150 | 1230 | 1315 | 1405 | 1485 | 1565 | 865 | 925 | 980 |
| 089 ARMLESS CHAIR BUMPER RIGHT | 44X39X34 | 1150 | 1230 | 1315 | 1405 | 1485 | 1565 | 865 | 925 | 980 |

SEVILLE



Hauteur complète 34" | Profondeur d'assise 21"
Total Height 34" | Seat Depth 21"



| | LG90 | LG186 | LG181 | LG128 | LG185 | LG143 | LG143 | LG180 |
|------------------------------|---------|---------|---------|-------|---------|---------|---------|---------|
| Hauteur | 4 1/2" | 5 1/2" | 5 1/2" | 6" | 6 3/4" | 6 3/4" | 6 3/4" | 6 3/4" |
| Hauteur siège Seat height | 15 1/2" | 16 1/2" | 16 1/2" | 17" | 17 3/4" | 17 3/4" | 17 3/4" | 17 3/4" |

www.jaymar.ca

Toutes les dimensions indiquées sont au pouce près. Nos produits sont fabriqués à la main et des variations mineures peuvent survenir.
All dimensions indicated are to the nearest inch. Our product is hand-made and minor variations can occur.

CDN Price List

SHIRAZ

LEG: Specify colour of legs LG87 or LG96. Also available metal leg LG88.

COMBO: Cover #2 on back cushions only.

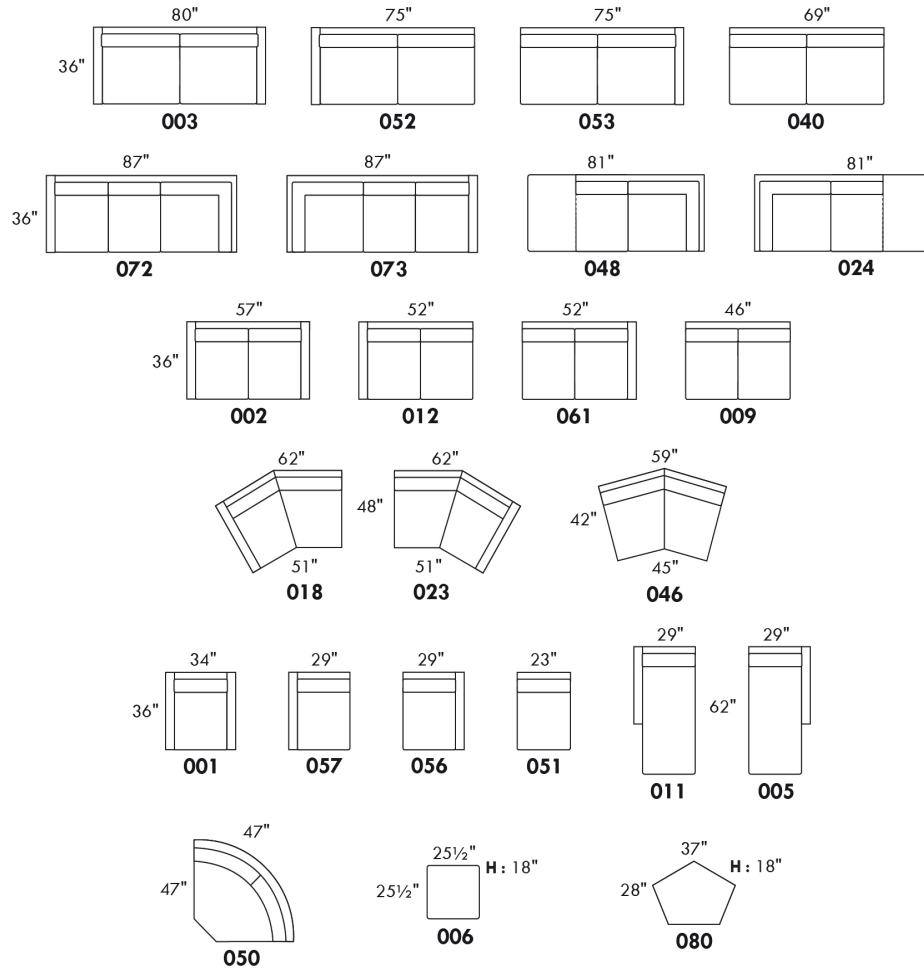
WEAVE LEATHER: Grade 40, available on arms and front of base. Use highest grade.

| Description | L x D x H | Leather | | | | | | Fabric | | |
|-------------------------------------|--------------|------------|-------------------------------|--|---|----------------------------------|--------------|--------|----------|------|
| | | 10 Pony | 20 Hugo Madras Softy | 30 Empire Fantasy Illusion Tucson Utah Vintage Yukon | 40 Diamond Elegance Princess Santiago Sensation Sunset Trina Victoria | 50 Bull Cassiope Dublin | 60 Caress | A | B COM | C |
| 001 CHAIR | 34X36X35 | 1020 | 1090 | 1155 | 1210 | 1270 | 1330 | 755 | 800 | 845 |
| 002 LOVESEAT | 57X36X35 | 1460 | 1545 | 1630 | 1730 | 1815 | 1890 | 1045 | 1100 | 1155 |
| 003 SOFA | 80X36X35 | 1720 | 1830 | 1955 | 2060 | 2175 | 2285 | 1285 | 1345 | 1415 |
| 005 LOUNGE CHAIR RIGHT ARM | 29X62X35 | 1205 | 1270 | 1340 | 1410 | 1470 | 1540 | 865 | 910 | 955 |
| 006 OTTOMAN | 25.5X25.5X18 | 515 | 535 | 565 | 585 | 615 | 645 | 410 | 420 | 435 |
| 009 ARMLESS LOVESEAT | 46X36X35 | 1225 | 1320 | 1415 | 1510 | 1600 | 1695 | 885 | 950 | 990 |
| 011 LOUNGE CHAIR LEFT ARM | 29X62X35 | 1205 | 1270 | 1340 | 1410 | 1470 | 1540 | 865 | 910 | 955 |
| 012 LOVESEAT LEFT ARM | 52X36X35 | 1295 | 1380 | 1470 | 1560 | 1635 | 1735 | 970 | 1015 | 1070 |
| 018 ANGULAR LOVESEAT LEFT ARM | 62X48X35 | 1240 | 1335 | 1435 | 1530 | 1615 | 1715 | 910 | 970 | 1020 |
| 023 ANGULAR LOVESEAT RIGHT ARM | 62X48X35 | 1240 | 1335 | 1435 | 1530 | 1615 | 1715 | 910 | 970 | 1020 |
| 024 SECTIONAL LOVESEAT BUMPER RIGHT | 81X36X35 | 1770 | 1855 | 1960 | 2035 | 2120 | 2210 | 1265 | 1325 | 1380 |
| 040 ARMLESS SOFA | 69X36X35 | 1560 | 1670 | 1780 | 1895 | 2010 | 2120 | 1130 | 1200 | 1265 |
| 046 ARMLESS ANGULAR LOVESEAT | 59X42X35 | 1020 | 1115 | 1215 | 1315 | 1405 | 1495 | 840 | 895 | 955 |
| 048 SECTIONAL LOVESEAT BUMPER LEFT | 81X36X35 | 1770 | 1855 | 1960 | 2035 | 2120 | 2210 | 1265 | 1325 | 1380 |
| 050 WEDGE | 47X47X35 | 1080 | 1140 | 1215 | 1285 | 1345 | 1415 | 795 | 840 | 885 |
| 051 ARMLESS CHAIR | 23X36X35 | 710 | 770 | 835 | 895 | 960 | 1010 | 570 | 610 | 655 |
| 052 SOFA LEFT ARM | 75X36X35 | 1635 | 1750 | 1855 | 1970 | 2075 | 2180 | 1210 | 1285 | 1350 |
| 053 SOFA RIGHT ARM | 75X36X35 | 1635 | 1750 | 1855 | 1970 | 2075 | 2180 | 1210 | 1285 | 1350 |
| 056 CHAIR RIGHT ARM | 29X36X35 | 885 | 955 | 1010 | 1070 | 1130 | 1195 | 695 | 735 | 770 |
| 057 CHAIR LEFT ARM | 29X36X35 | 885 | 955 | 1010 | 1070 | 1130 | 1195 | 695 | 735 | 770 |
| 061 LOVESEAT RIGHT ARM | 52X36X35 | 1295 | 1380 | 1470 | 1560 | 1635 | 1735 | 970 | 1015 | 1070 |
| 072 SECTIONAL SOFA LEFT ARM | 87X36X35 | 1875 | 1985 | 2105 | 2215 | 2330 | 2440 | 1355 | 1435 | 1510 |
| 073 SECTIONAL SOFA RIGHT ARM | 87X36X35 | 1875 | 1985 | 2105 | 2215 | 2330 | 2440 | 1355 | 1435 | 1510 |
| 080 ANGULAR OTTOMAN | 37X28X18 | 570 | 590 | 630 | 660 | 685 | 710 | 475 | 500 | 515 |

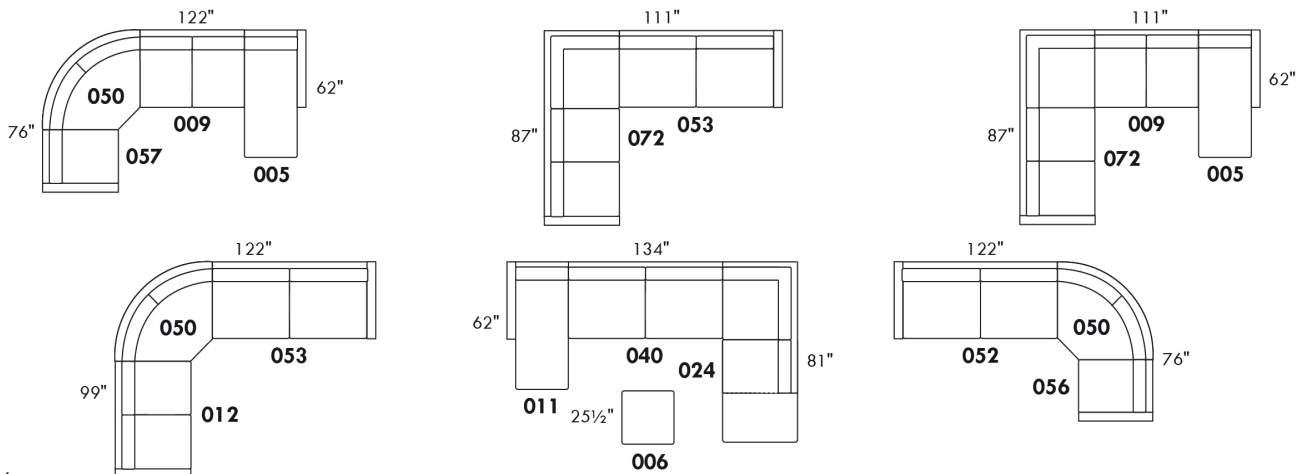
SHIRAZ



Hauteur complète 35" | Hauteur de siège 20" | Hauteur devant bras 27" | Profondeur d'assise 20"
 Total Height 35" | Seat Height 20" | Arm Height 27" | Seat Depth 20"



CONFIGURATIONS



www.jaymar.ca

Toutes les dimensions indiquées sont au pouce près. Nos produits sont fabriqués à la main et des variations mineures peuvent survenir.
 All dimensions indicated are to the nearest inch. Our product is hand-made and minor variations can occur.

CDN Price List

SILVANO

COMBO: Cover #2 on seat & back. In FABRIC: No decorative stitch on inside back cushion.
Removable head-rest included with all items.

OPTION:

Motorized reclining mechanism with TOUCH-SENSOR button add \$125 per mechanism.

WIRELESS motorized reclining (Battery) mechanism add \$250 per mechanism.

N.B.: 2 reclining seats SEPARATED BY a WEDGE 45 or SQUARE CORNER cannot be opened at the same time.

| Description | L x D x H | Leather | | | | | | Fabric | | |
|-----------------------------------|---------------|------------|-------------------------------|--|---|----------------------------------|--------------|--------|----------|------|
| | | 10 Pony | 20 Hugo Madras Softy | 30 Empire Fantasy Illusion Tucson Utah Vintage Yukon | 40 Diamond Elegance Princess Santiago Sensation Sunset Trina Victoria | 50 Bull Cassiope Dublin | 60 Caress | A | B COM | C |
| 001 CHAIR | 37X40X36.5/43 | 1005 | 1080 | 1160 | 1230 | 1305 | 1375 | 705 | 745 | 780 |
| 002 LOVESEAT | 60X40X36.5/43 | 1440 | 1540 | 1635 | 1745 | 1840 | 1950 | 970 | 1020 | 1090 |
| 003 SOFA | 83X40X36.5/43 | 1780 | 1905 | 2045 | 2175 | 2300 | 2425 | 1235 | 1320 | 1395 |
| 005 LOUNGE CHAIR RIGHT ARM | 30X62X36.5/43 | 1185 | 1250 | 1340 | 1420 | 1500 | 1575 | 815 | 875 | 955 |
| 009 ARMLESS LOVESEAT | 46X40X36.5/43 | 1105 | 1205 | 1315 | 1410 | 1510 | 1605 | 795 | 850 | 915 |
| 011 LOUNGE CHAIR LEFT ARM | 30X62X36.5/43 | 1185 | 1250 | 1340 | 1420 | 1500 | 1575 | 815 | 875 | 955 |
| 012 LOVESEAT LEFT ARM | 53X40X36.5/43 | 1270 | 1365 | 1470 | 1570 | 1670 | 1765 | 870 | 945 | 990 |
| 017 DOUBLE CHAIR | 44X40X36.5/43 | 1080 | 1165 | 1250 | 1340 | 1430 | 1515 | 740 | 785 | 840 |
| 018 ANGULAR LOVESEAT LEFT ARM | 67X53X36.5/43 | 1350 | 1455 | 1560 | 1650 | 1755 | 1850 | 955 | 1005 | 1065 |
| 021 APARTMENT SOFA NO ARM | 60X40X36.5/43 | 1245 | 1355 | 1485 | 1595 | 1710 | 1820 | 855 | 945 | 1005 |
| 023 ANGULAR LOVESEAT RIGHT ARM | 67X53X36.5/43 | 1350 | 1455 | 1560 | 1650 | 1755 | 1850 | 955 | 1005 | 1065 |
| 040 ARMLESS SOFA | 69X40X36.5/43 | 1460 | 1580 | 1720 | 1840 | 1970 | 2095 | 1065 | 1140 | 1225 |
| 041 RECLINING CHAIR LEFT ARM | 30X40X36.5/43 | 980 | 1055 | 1130 | 1205 | 1275 | 1345 | 750 | 785 | 830 |
| 042 RECLINING CHAIR RIGHT ARM | 30X40X36.5/43 | 980 | 1055 | 1130 | 1205 | 1275 | 1345 | 750 | 785 | 830 |
| 044 RECLINER CHAIR | 37X40X36.5/43 | 1140 | 1215 | 1295 | 1365 | 1440 | 1515 | 840 | 875 | 920 |
| 045 ARMLESS LOVESEAT BUMPER RIGHT | 67X40X36.5/43 | 1305 | 1405 | 1510 | 1605 | 1710 | 1805 | 885 | 955 | 1005 |
| 046 ARMLESS ANGULAR LOVESEAT | 59X54X36.5/43 | 1215 | 1320 | 1420 | 1520 | 1615 | 1720 | 855 | 920 | 980 |
| 051 ARMLESS CHAIR | 23X40X36.5/43 | 685 | 755 | 835 | 910 | 980 | 1055 | 545 | 580 | 625 |
| 052 SOFA LEFT ARM | 76X40X36.5/43 | 1610 | 1740 | 1865 | 1990 | 2115 | 2240 | 1155 | 1230 | 1315 |
| 053 SOFA RIGHT ARM | 76X40X36.5/43 | 1610 | 1740 | 1865 | 1990 | 2115 | 2240 | 1155 | 1230 | 1315 |
| 055 SQUARE CORNER | 44X44X36.5/43 | 1010 | 1080 | 1155 | 1215 | 1285 | 1345 | 750 | 795 | 840 |
| 056 CHAIR RIGHT ARM | 30X40X36.5/43 | 840 | 915 | 990 | 1065 | 1135 | 1210 | 615 | 660 | 700 |
| 057 CHAIR LEFT ARM | 30X40X36.5/43 | 840 | 915 | 990 | 1065 | 1135 | 1210 | 615 | 660 | 700 |
| 061 LOVESEAT RIGHT ARM | 53X40X36.5/43 | 1270 | 1365 | 1470 | 1570 | 1670 | 1765 | 870 | 945 | 990 |
| 062 ANGLE CHAIR LEFT ARM | 67X53X36.5/43 | 1215 | 1290 | 1365 | 1440 | 1515 | 1580 | 845 | 885 | 925 |
| 063 ANGLE CHAIR RIGHT ARM | 67X53X36.5/43 | 1215 | 1290 | 1365 | 1440 | 1515 | 1580 | 845 | 885 | 925 |

CDN Price List

SILVANO

COMBO: Cover #2 on seat & back. In FABRIC: No decorative stitch on inside back cushion.
Removable head-rest included with all items.

OPTION:

Motorized reclining mechanism with TOUCH-SENSOR button add \$125 per mechanism.

WIRELESS motorized reclining (Battery) mechanism add \$250 per mechanism.

N.B.: 2 reclining seats SEPARATED BY a WEDGE 45 or SQUARE CORNER cannot be opened at the same time.

| Description | L x D x H | Leather | | | | | | Fabric | | |
|--|-----------------|------------|-------------------------------|--|---|----------------------------------|--------------|--------|----------|------|
| | | 10 Pony | 20 Hugo Madras Softy | 30 Empire Fantasy Illusion Tucson Utah Vintage Yukon | 40 Diamond Elegance Princess Santiago Sensation Sunset Trina Victoria | 50 Bull Cassiope Dublin | 60 Caress | A | B COM | C |
| 071 ARMLESS RECLINING CHAIR | 23X40X36.5/43 | 825 | 895 | 975 | 1045 | 1115 | 1195 | 685 | 725 | 765 |
| 080 ANGULAR OTTOMAN | 36X27X18 | 530 | 550 | 580 | 610 | 640 | 665 | 440 | 450 | 460 |
| 086 ARMLESS LOVESEAT BUMPER LEFT | 67X40X36.5/43 | 1305 | 1405 | 1510 | 1605 | 1710 | 1805 | 885 | 955 | 1005 |
| 088 ARMLESS CHAIR BUMPER LEFT | 44X40X36.5/43 | 855 | 945 | 1010 | 1090 | 1160 | 1230 | 640 | 675 | 720 |
| 089 ARMLESS CHAIR BUMPER RIGHT | 44X40X36.5/43 | 855 | 945 | 1010 | 1090 | 1160 | 1230 | 640 | 675 | 720 |
| 095 APARTMENT SOFA | 74X40X36.5/43 | 1580 | 1700 | 1820 | 1935 | 2035 | 2150 | 1045 | 1115 | 1195 |
| 096 APARTMENT SOFA LEFT ARM | 67X40X36.5/43 | 1415 | 1530 | 1635 | 1755 | 1865 | 1980 | 955 | 1015 | 1095 |
| 097 APARTMENT SOFA RIGHT ARM | 67X40X36.5/43 | 1415 | 1530 | 1635 | 1755 | 1865 | 1980 | 955 | 1015 | 1095 |
| 124 STORAGE OTTOMAN | 30X22X18 | 530 | 550 | 580 | 610 | 640 | 665 | 445 | 455 | 470 |
| 148 WEDGE 45 | 47X47X36.5/43 | 865 | 945 | 1005 | 1070 | 1135 | 1205 | 645 | 695 | 740 |
| 165 DOUBLE RECLINING CHAIR | 44X40X36.5/43 | 1215 | 1305 | 1395 | 1485 | 1565 | 1640 | 870 | 925 | 980 |
| 167 APARTMENT SOFA NO ARM BUMPER LEFT | 81X40X36.5/43 | 1440 | 1555 | 1670 | 1775 | 1890 | 2005 | 965 | 1025 | 1105 |
| 168 APARTMENT SOFA NO ARM BUMPER RIGHT | 81X40X36.5/43 | 1440 | 1555 | 1670 | 1775 | 1890 | 2005 | 965 | 1025 | 1105 |
| 169 DOUBLE RECLINING CHAIR LEFT ARM | 37X40X36.5/43 | 1055 | 1135 | 1230 | 1320 | 1405 | 1490 | 780 | 835 | 885 |
| 170 DOUBLE RECLINING CHAIR RIGHT ARM | 37X40X36.5/43 | 1055 | 1135 | 1230 | 1320 | 1405 | 1490 | 780 | 835 | 885 |
| 171 ARMLESS DOUBLE RECLINING CHAIR | 30X40X36.5/43 | 885 | 975 | 1065 | 1155 | 1235 | 1325 | 720 | 770 | 825 |
| 173 DOUBLE LOUNGE CHAIR LEFT ARM | 37X62X36.5/43 | 1325 | 1415 | 1515 | 1605 | 1700 | 1780 | 875 | 965 | 1030 |
| 174 DOUBLE LOUNGE CHAIR RIGHT ARM | 37X62X36.5/43 | 1325 | 1415 | 1515 | 1605 | 1700 | 1780 | 875 | 965 | 1030 |
| 175 DOUBLE CHAIR LEFT ARM | 37X40X36.5/43 | 915 | 1000 | 1095 | 1185 | 1265 | 1345 | 655 | 705 | 755 |
| 176 DOUBLE CHAIR RIGHT ARM | 37X40X36.5/43 | 915 | 1000 | 1095 | 1185 | 1265 | 1345 | 655 | 705 | 755 |
| 177 ARMLESS DOUBLE CHAIR | 30X40X36.5/43 | 750 | 835 | 925 | 1010 | 1100 | 1190 | 580 | 640 | 695 |
| 178 ARMLESS DOUBLE CHAIR BUMPER LEFT | 51X40X36.5/43 | 945 | 1015 | 1110 | 1200 | 1285 | 1365 | 675 | 735 | 780 |
| 179 ARMLESS DOUBLE CHAIR BUMPER RIGHT | 51X40X36.5/43 | 945 | 1015 | 1110 | 1200 | 1285 | 1365 | 675 | 735 | 780 |
| CONFIGURATIONS | | | | | | | | | | |
| A CONFIG. (169-177-174) | 104X62X36.5/43 | 3130 | 3385 | 3670 | 3935 | 4205 | 4460 | 2235 | 2440 | 2610 |
| B CONFIG. (96-55-177-170) | 111X111X36.5/43 | 4230 | 4580 | 4945 | 5300 | 5655 | 6005 | 3065 | 3285 | 3515 |
| C CONFIG. (173-177-055-179) | 111X95X36.5/43 | 4030 | 4345 | 4705 | 5030 | 5370 | 5680 | 2880 | 3135 | 3345 |

CDN Price List

SILVANO

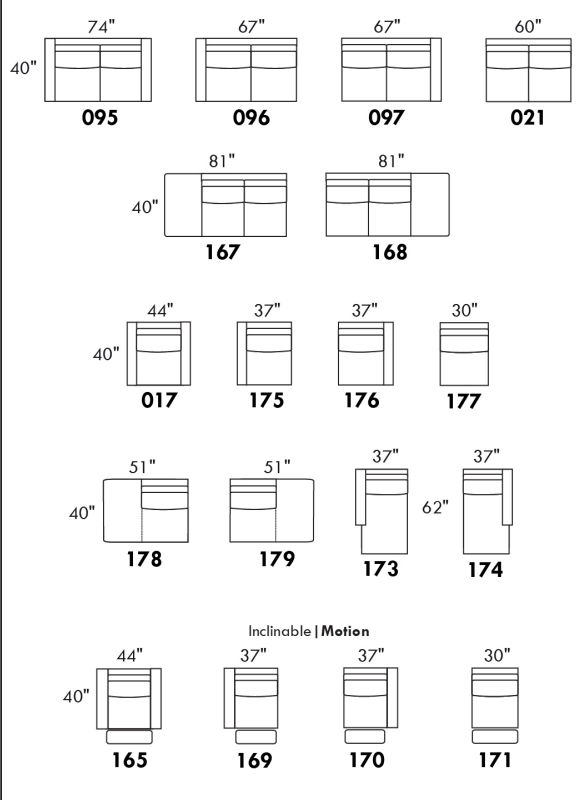
| Description | L x D x H | Leather | | | | | | Fabric | | |
|-----------------------------|----------------|------------|-------------------------------|--|---|----------------------------------|--------------|--------|----------|------|
| | | 10 Pony | 20 Hugo Madras Softy | 30 Empire Fantasy Illusion Tucson Utah Vintage Yukon | 40 Diamond Elegance Princess Santiago Sensation Sunset Trina Victoria | 50 Bull Cassiope Dublin | 60 Caress | A | B COM | C |
| D CONFIG. (011-009-005) | 106X62X36.5/43 | 3475 | 3705 | 3995 | 4250 | 4510 | 4755 | 2425 | 2600 | 2825 |
| E CONFIG. (018-071-023) | 157X53X36.5/43 | 3525 | 3805 | 4095 | 4345 | 4625 | 4895 | 2595 | 2735 | 2895 |
| F CONFIG. (41-51-148-51-42) | 144X67X36.5/43 | 4195 | 4565 | 4935 | 5300 | 5645 | 6005 | 3235 | 3425 | 3650 |

SILVANO

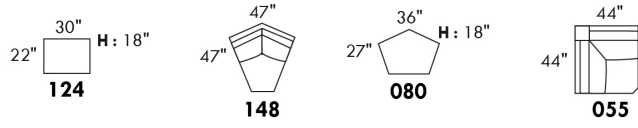
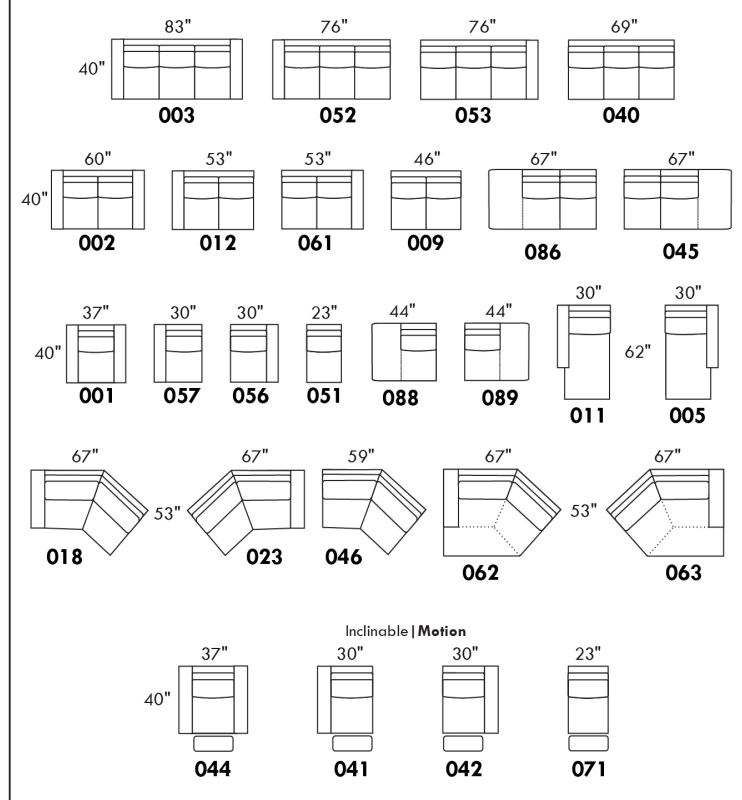


Hauteur complète 36½"/43" | Hauteur de siège 18" | Profondeur d'assise 20"
 Total Height 36½"/43" | Seat Height 18" | Seat Depth 20"

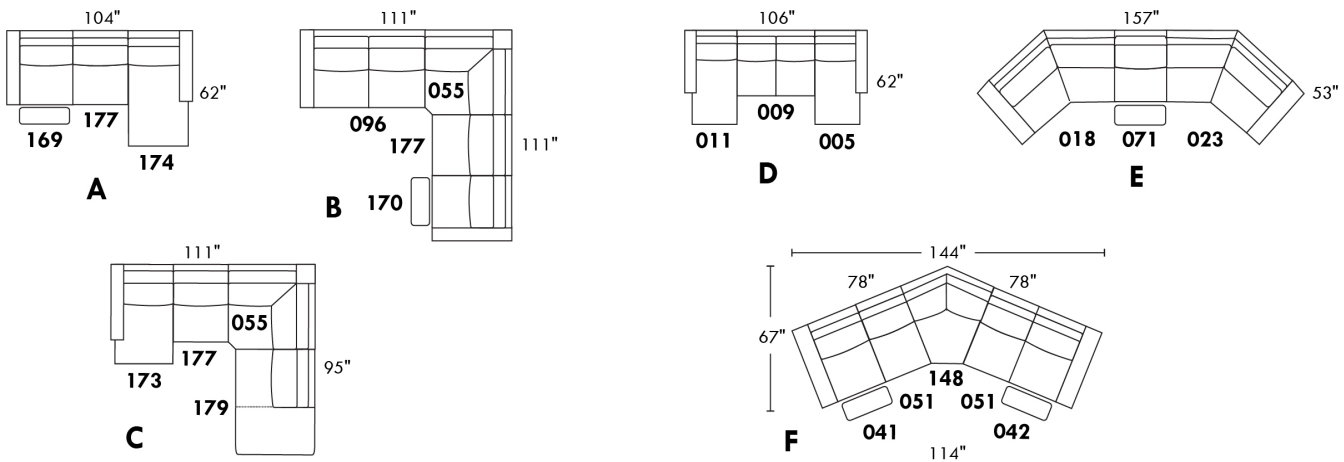
SIÈGE 30" DE LARGE | 30" SEAT WIDTH



SIÈGE 23" DE LARGE | 23" SEAT WIDTH



CONFIGURATIONS



www.jaymar.ca
 Toutes les dimensions indiquées sont au pouce près. Nos produits sont fabriqués à la main et des variations mineures peuvent survenir.
 All dimensions indicated are to the nearest inch. Our product is hand-made and minor variations can occur.

SORRENTO

FEATURES:

- *Wall hugger power recliners with full footrest (manual n/a).
- Manual adjustable headrest on all items (2 on square corner & stationary on wedge).
- Seat cushions with shaped foam + 1" layer of memory foam on top; arm with memory foam.
- Stitching: Small thread in fabric & large flat thread in leather.
- Lounge chair reclining back items with "Push Back" mechanism; wall clearance 10".
- *Excludes 043 & 163 chairs: Wall clearance 16"

Note: 2 recliner seats separated by a corner can not be opened at the same time. No recliner seats beside #155 Small Square Corner.

OPTIONS

- Battery Pack: Add \$125/ea.
- Motorized headrest: Add \$125 ea. (Motorized headrest N/A on stationary & lounge chair items).
- Choice of Large or Small 6" Arm: Leg on LARGE arm: LG106 wood or LG189 metal (Black or Chrome). SMALL Arm: LG195 wood or LG196 metal (Black or Chrome). Specify colour.
- Seat Depth: 20" or *22". *22" seat depth N/A on chairs 043 & 163.
- 043 & 163 Chairs: with wood base, add \$165 (specify colour).

ACCESSORIES (Available only on *items 159-160-190)

- Metal Cup Holder: \$25 ea. (1 on 160-190 & 2 side by side on 159). Specify colour: Stainless, Black or Antique Gold.
- Accessories: Grommet \$35 ea. | Swivel tray & Wine Glass holder \$20 ea., Tablet holder \$40 & LED Lamp \$50.
- *STORAGE items 159-160-190 with 2 USB/Electric outlets. *Must be used between 2 seats. Pieces are plain (without arm detail) & are not finished on the sides.

| Description | L x D x H | Leather | | | | | | Fabric | | |
|-------------------------------------|----------------|---------|----------------------|--|---|-------------------------|-----------|--------|-------|------|
| | | 10 Pony | 20 Hugo Madras Softy | 30 Empire Fantasy Illusion Tucson Utah Vintage Yukon | 40 Diamond Elegance Princess Santiago Sensation Sunset Trina Victoria | 50 Bull Cassiope Dublin | 60 Caress | A | B COM | C |
| 001 CHAIR | 46x40x33/40 | 1420 | 1500 | 1580 | 1665 | 1745 | 1825 | 1130 | 1165 | 1195 |
| 002 LOVESEAT | 69x40x33/40 | 2030 | 2125 | 2225 | 2320 | 2415 | 2515 | 1600 | 1665 | 1725 |
| 003 SOFA | 93x40x33/40 | 2450 | 2575 | 2705 | 2830 | 2960 | 3085 | 1935 | 2010 | 2085 |
| 005 LOUNGE CHAIR RIGHT ARM | 35x62x33/40 | 1325 | 1380 | 1440 | 1495 | 1550 | 1605 | 1045 | 1090 | 1135 |
| 009 ARMLESS LOVESEAT | 47x40x33/40 | 1425 | 1485 | 1545 | 1605 | 1670 | 1730 | 1100 | 1165 | 1225 |
| 011 LOUNGE CHAIR LEFT ARM | 35x62x33/40 | 1325 | 1380 | 1440 | 1495 | 1550 | 1605 | 1045 | 1090 | 1135 |
| 012 LOVESEAT LEFT ARM | 58x40x33/40 | 1745 | 1825 | 1905 | 1990 | 2070 | 2150 | 1365 | 1425 | 1480 |
| 017 DOUBLE CHAIR | 53x40x33/40 | 1490 | 1575 | 1665 | 1750 | 1835 | 1925 | 1180 | 1230 | 1280 |
| 021 APARTMENT SOFA NO ARM | 61x40x33/40 | 1605 | 1695 | 1780 | 1865 | 1955 | 2040 | 1235 | 1305 | 1375 |
| 024 SECTIONAL LOVESEAT BUMPER RIGHT | 89x40/44x33/40 | 2235 | 2370 | 2510 | 2645 | 2785 | 2920 | 1610 | 1695 | 1775 |
| 040 ARMLESS SOFA | 71x40x33/40 | 1840 | 1935 | 2025 | 2115 | 2210 | 2300 | 1435 | 1515 | 1595 |
| 041 RECLINING CHAIR LEFT ARM | 35x40x33/40 | 1405 | 1460 | 1515 | 1570 | 1625 | 1685 | 1165 | 1200 | 1235 |
| 042 RECLINING CHAIR RIGHT ARM | 35x40x33/40 | 1405 | 1460 | 1515 | 1570 | 1625 | 1685 | 1165 | 1200 | 1235 |
| 043 SWIVEL ROCKING RECLINING CHAIR | 30x34x42 | 1665 | 1755 | 1845 | 1940 | 2030 | 2120 | 1365 | 1405 | 1440 |
| 044 RECLINER CHAIR | 46x40x33/40 | 1695 | 1765 | 1835 | 1905 | 1980 | 2050 | 1405 | 1435 | 1465 |
| 045 ARMLESS LOVESEAT BUMPER RIGHT | 68x40x33/40 | 1695 | 1770 | 1845 | 1925 | 2000 | 2075 | 1315 | 1370 | 1430 |

SORRENTO

FEATURES:

- *Wall hugger power recliners with full footrest (manual n/a).
- Manual adjustable headrest on all items (2 on square corner & stationary on wedge).
- Seat cushions with shaped foam + 1" layer of memory foam on top; arm with memory foam.
- Stitching: Small thread in fabric & large flat thread in leather.
- Lounge chair reclining back items with "Push Back" mechanism; wall clearance 10".
- *Excludes 043 & 163 chairs: Wall clearance 16"

Note: 2 recliner seats separated by a corner can not be opened at the same time. No recliner seats beside #155 Small Square Corner.

OPTIONS

- Battery Pack: Add \$125/ea.
- Motorized headrest: Add \$125 ea. (Motorized headrest N/A on stationary & lounge chair items).
- Choice of Large or Small 6" Arm: Leg on LARGE arm: LG106 wood or LG189 metal (Black or Chrome). SMALL Arm: LG195 wood or LG196 metal (Black or Chrome). Specify colour.
- Seat Depth: 20" or *22". *22" seat depth N/A on chairs 043 & 163.
- 043 & 163 Chairs: with wood base, add \$165 (specify colour).

ACCESSORIES (Available only on *items 159-160-190)

- Metal Cup Holder: \$25 ea. (1 on 160-190 & 2 side by side on 159). Specify colour: Stainless, Black or Antique Gold.
- Accessories: Grommet \$35 ea. | Swivel tray & Wine Glass holder \$20 ea., Tablet holder \$40 & LED Lamp \$50.
- *STORAGE items 159-160-190 with 2 USB/Electric outlets. *Must be used between 2 seats. Pieces are plain (without arm detail) & are not finished on the sides.

| Description | L x D x H | Leather | | | | | | Fabric | | |
|------------------------------------|----------------|---------|----------------------|--|---|-------------------------|-----------|--------|-------|------|
| | | 10 Pony | 20 Hugo Madras Softy | 30 Empire Fantasy Illusion Tucson Utah Vintage Yukon | 40 Diamond Elegance Princess Santiago Sensation Sunset Trina Victoria | 50 Bull Cassiope Dublin | 60 Caress | A | B COM | C |
| 048 SECTIONAL LOVESEAT BUMPER LEFT | 89x40/44x33/40 | 2235 | 2370 | 2510 | 2645 | 2785 | 2920 | 1610 | 1695 | 1775 |
| 050 WEDGE | 49x49x33 | 1240 | 1320 | 1405 | 1485 | 1565 | 1645 | 895 | 940 | 985 |
| 051 ARMLESS CHAIR | 24x40x33/40 | 815 | 855 | 900 | 940 | 980 | 1020 | 625 | 670 | 710 |
| 052 SOFA LEFT ARM | 82x40x33/40 | 2160 | 2265 | 2365 | 2470 | 2570 | 2670 | 1695 | 1770 | 1845 |
| 053 SOFA RIGHT ARM | 82x40x33/40 | 2160 | 2265 | 2365 | 2470 | 2570 | 2670 | 1695 | 1770 | 1845 |
| 055 SQUARE CORNER | 44x44x33/40 | 1435 | 1520 | 1605 | 1695 | 1780 | 1865 | 1115 | 1160 | 1200 |
| 056 CHAIR RIGHT ARM | 35x40x33/40 | 1135 | 1190 | 1240 | 1290 | 1340 | 1390 | 885 | 930 | 970 |
| 057 CHAIR LEFT ARM | 35x40x33/40 | 1135 | 1190 | 1240 | 1290 | 1340 | 1390 | 885 | 930 | 970 |
| 061 LOVESEAT RIGHT ARM | 58x40x33/40 | 1745 | 1825 | 1905 | 1990 | 2070 | 2150 | 1365 | 1425 | 1480 |
| 071 ARMLESS RECLINING CHAIR | 24x40x33/40 | 1085 | 1130 | 1180 | 1225 | 1270 | 1315 | 910 | 955 | 1000 |
| 086 ARMLESS LOVESEAT BUMPER LEFT | 68x40x33/40 | 1695 | 1770 | 1845 | 1925 | 2000 | 2075 | 1315 | 1370 | 1430 |
| 088 ARMLESS CHAIR BUMPER LEFT | 45x40x33/40 | 1080 | 1155 | 1225 | 1295 | 1365 | 1440 | 830 | 865 | 905 |
| 089 ARMLESS CHAIR BUMPER RIGHT | 45x40x33/40 | 1080 | 1155 | 1225 | 1295 | 1365 | 1440 | 830 | 865 | 905 |
| 095 APARTMENT SOFA | 83x40x33/40 | 2210 | 2330 | 2455 | 2575 | 2700 | 2820 | 1735 | 1810 | 1885 |
| 096 APARTMENT SOFA LEFT ARM | 72x40x33/40 | 1930 | 2025 | 2120 | 2220 | 2315 | 2410 | 1490 | 1565 | 1640 |
| 097 APARTMENT SOFA RIGHT ARM | 72x40x33/40 | 1930 | 2025 | 2120 | 2220 | 2315 | 2410 | 1490 | 1565 | 1640 |

SORRENTO

FEATURES:

- *Wall hugger power recliners with full footrest (manual n/a).
- Manual adjustable headrest on all items (2 on square corner & stationary on wedge).
- Seat cushions with shaped foam + 1" layer of memory foam on top; arm with memory foam.
- Stitching: Small thread in fabric & large flat thread in leather.
- Lounge chair reclining back items with "Push Back" mechanism; wall clearance 10".
- *Excludes 043 & 163 chairs: Wall clearance 16"

Note: 2 recliner seats separated by a corner can not be opened at the same time. No recliner seats beside #155 Small Square Corner.

OPTIONS

- Battery Pack: Add \$125/ea.
- Motorized headrest: Add \$125 ea. (Motorized headrest N/A on stationary & lounge chair items).
- Choice of Large or Small 6" Arm: Leg on LARGE arm: LG106 wood or LG189 metal (Black or Chrome). SMALL Arm: LG195 wood or LG196 metal (Black or Chrome). Specify colour.
- Seat Depth: 20" or *22". *22" seat depth N/A on chairs 043 & 163.
- 043 & 163 Chairs: with wood base, add \$165 (specify colour).

ACCESSORIES (Available only on *items 159-160-190)

- Metal Cup Holder: \$25 ea. (1 on 160-190 & 2 side by side on 159). Specify colour: Stainless, Black or Antique Gold.
- Accessories: Grommet \$35 ea. | Swivel tray & Wine Glass holder \$20 ea., Tablet holder \$40 & LED Lamp \$50.
- *STORAGE items 159-160-190 with 2 USB/Electric outlets. *Must be used between 2 seats. Pieces are plain (without arm detail) & are not finished on the sides.

| Description | L x D x H | Leather | | | | | | Fabric | | |
|--|-------------|---------|----------------------|--|---|-------------------------|-----------|--------|-------|------|
| | | 10 Pony | 20 Hugo Madras Softy | 30 Empire Fantasy Illusion Tucson Utah Vintage Yukon | 40 Diamond Elegance Princess Santiago Sensation Sunset Trina Victoria | 50 Bull Cassiope Dublin | 60 Caress | A | B COM | C |
| 124 STORAGE OTTOMAN | 30x22x17 | 560 | 580 | 600 | 620 | 645 | 665 | 480 | 500 | 520 |
| 155 SMALL SQUARE CORNER | 40x40x33/40 | 1435 | 1520 | 1605 | 1695 | 1780 | 1865 | 1115 | 1160 | 1200 |
| 159 WEDGE STORAGE | 10/25x35x22 | 560 | 585 | 610 | 640 | 665 | 690 | 430 | 440 | 450 |
| 160 STRAIGHT STORAGE | 10x35x22 | 540 | 565 | 590 | 615 | 645 | 670 | 410 | 420 | 430 |
| 163 DBL SWIVEL ROCKING RECLINER CHAIR | 33x34x42 | 1705 | 1800 | 1895 | 1995 | 2090 | 2190 | 1370 | 1410 | 1445 |
| 165 DOUBLE RECLINING CHAIR | 53x40x33/40 | 1765 | 1850 | 1940 | 2025 | 2110 | 2200 | 1460 | 1515 | 1570 |
| 167 APARTMENT SOFA NO ARM BUMPER LEFT | 82x40x33/40 | 1875 | 1980 | 2080 | 2185 | 2285 | 2385 | 1445 | 1520 | 1595 |
| 168 APARTMENT SOFA NO ARM BUMPER RIGHT | 82x40x33/40 | 1875 | 1980 | 2080 | 2185 | 2285 | 2385 | 1445 | 1520 | 1595 |
| 169 DOUBLE RECLINING CHAIR LEFT ARM | 42x40x33/40 | 1480 | 1545 | 1610 | 1680 | 1745 | 1810 | 1215 | 1280 | 1345 |
| 170 DOUBLE RECLINING CHAIR RIGHT ARM | 42x40x33/40 | 1480 | 1545 | 1610 | 1680 | 1745 | 1810 | 1215 | 1280 | 1345 |
| 171 ARMLESS DOUBLE RECLINING CHAIR | 31x40x33/40 | 1165 | 1210 | 1255 | 1300 | 1345 | 1390 | 955 | 1005 | 1055 |
| 173 DOUBLE LOUNGE CHAIR LEFT ARM | 42x62x33/40 | 1435 | 1515 | 1595 | 1680 | 1760 | 1840 | 1130 | 1200 | 1265 |
| 174 DOUBLE LOUNGE CHAIR RIGHT ARM | 42x62x33/40 | 1435 | 1515 | 1595 | 1680 | 1760 | 1840 | 1130 | 1200 | 1265 |
| 175 DOUBLE CHAIR LEFT ARM | 42x40x33/40 | 1200 | 1270 | 1340 | 1415 | 1485 | 1555 | 945 | 1000 | 1055 |
| 176 DOUBLE CHAIR RIGHT ARM | 42x40x33/40 | 1200 | 1270 | 1340 | 1415 | 1485 | 1555 | 945 | 1000 | 1055 |
| 177 ARMLESS DOUBLE CHAIR | 31x40x33/40 | 895 | 945 | 995 | 1045 | 1095 | 1150 | 680 | 725 | 770 |

SORRENTO

FEATURES:

- *Wall hugger power recliners with full footrest (manual n/a).
- Manual adjustable headrest on all items (2 on square corner & stationary on wedge).
- Seat cushions with shaped foam + 1" layer of memory foam on top; arm with memory foam.
- Stitching: Small thread in fabric & large flat thread in leather.
- Lounge chair reclining back items with "Push Back" mechanism; wall clearance 10".
- *Excludes 043 & 163 chairs: Wall clearance 16"

Note: 2 recliner seats separated by a corner can not be opened at the same time. No recliner seats beside #155 Small Square Corner.

OPTIONS

- Battery Pack: Add \$125/ea.
- Motorized headrest: Add \$125 ea. (Motorized headrest N/A on stationary & lounge chair items).
- Choice of Large or Small 6" Arm: Leg on LARGE arm: LG106 wood or LG189 metal (Black or Chrome). SMALL Arm: LG195 wood or LG196 metal (Black or Chrome). Specify colour.
- Seat Depth: 20" or *22". *22" seat depth N/A on chairs 043 & 163.
- 043 & 163 Chairs: with wood base, add \$165 (specify colour).

ACCESSORIES (Available only on *items 159-160-190)

- Metal Cup Holder: \$25 ea. (1 on 160-190 & 2 side by side on 159). Specify colour: Stainless, Black or Antique Gold.
- Accessories: Grommet \$35 ea. | Swivel tray & Wine Glass holder \$20 ea., Tablet holder \$40 & LED Lamp \$50.
- *STORAGE items 159-160-190 with 2 USB/Electric outlets. *Must be used between 2 seats. Pieces are plain (without arm detail) & are not finished on the sides.

| Description | L x D x H | Leather | | | | | | Fabric | | |
|--|----------------|---------|----------------------|--|---|-------------------------|-----------|--------|-------|------|
| | | 10 Pony | 20 Hugo Madras Softy | 30 Empire Fantasy Illusion Tucson Utah Vintage Yukon | 40 Diamond Elegance Princess Santiago Sensation Sunset Trina Victoria | 50 Bull Cassiope Dublin | 60 Caress | A | B COM | C |
| 178 ARMLESS DOUBLE CHAIR BUMPER LEFT | 52x40x33/40 | 1160 | 1230 | 1300 | 1370 | 1445 | 1515 | 910 | 955 | 1000 |
| 179 ARMLESS DOUBLE CHAIR BUMPER RIGHT | 52x40x33/40 | 1160 | 1230 | 1300 | 1370 | 1445 | 1515 | 910 | 955 | 1000 |
| 186 ARMLESS LOVESEAT BUMPER STORAGE-L | 68x40x33/40 | 1815 | 1890 | 1970 | 2045 | 2120 | 2200 | 1435 | 1495 | 1555 |
| 187 ARMLESS LOVESEAT BUMPER STORAGE-R | 68x40x33/40 | 1815 | 1890 | 1970 | 2045 | 2120 | 2200 | 1435 | 1495 | 1555 |
| 188 ARMLESS CHAIR BUMPER STORAGE-L | 45x40x33/40 | 1205 | 1275 | 1345 | 1420 | 1490 | 1560 | 955 | 985 | 1015 |
| 189 ARMLESS CHAIR BUMPER STORAGE-R | 45x40x33/40 | 1205 | 1275 | 1345 | 1420 | 1490 | 1560 | 955 | 985 | 1015 |
| 190 SMALL WEDGE STORAGE | 10/20x35x22 | 540 | 565 | 590 | 615 | 645 | 670 | 410 | 420 | 430 |
| 221 ARMLESS DBL CHAIR BUMPER STORAGE-L | 52x40x33/40 | 1280 | 1350 | 1425 | 1495 | 1565 | 1635 | 1025 | 1075 | 1125 |
| 222 ARMLESS DBL CHAIR BUMPER STORAGE-R | 52x40x33/40 | 1280 | 1350 | 1425 | 1495 | 1565 | 1635 | 1025 | 1075 | 1125 |
| 223 APT SOFA NO ARM BUMPER STORAGE-L | 82x40x33/40 | 1995 | 2100 | 2210 | 2315 | 2425 | 2530 | 1565 | 1640 | 1720 |
| 224 APT SOFA NO ARM BUMPER STORAGE-R | 82x40x33/40 | 1995 | 2100 | 2210 | 2315 | 2425 | 2530 | 1565 | 1640 | 1720 |
| 230 DBLE LOUNGE CHAIR RECLINING BACK L-ARM | 42x62x33/40 | 1575 | 1650 | 1730 | 1805 | 1880 | 1960 | 1235 | 1305 | 1375 |
| 231 DBLE LOUNGE CHAIR RECLINING BACK R-ARM | 42x62x33/40 | 1575 | 1650 | 1730 | 1805 | 1880 | 1960 | 1235 | 1305 | 1375 |
| 232 LOUNGE CHAIR RECLINING BACK LEFT ARM | 35x62x33/40 | 1460 | 1530 | 1600 | 1675 | 1745 | 1815 | 1160 | 1205 | 1250 |
| 233 LOUNGE CHAIR RECLINING BACK RIGHT ARM | 35x62x33/40 | 1460 | 1530 | 1600 | 1675 | 1745 | 1815 | 1160 | 1205 | 1250 |
| 234 SECTIONAL APT SOFA BUMPER LEFT | 96x40/44x33/40 | 2310 | 2440 | 2565 | 2695 | 2820 | 2950 | 1685 | 1765 | 1845 |

SORRENTO

FEATURES:

- *Wall hugger power recliners with full footrest (manual n/a).
- Manual adjustable headrest on all items (2 on square corner & stationary on wedge).
- Seat cushions with shaped foam + 1" layer of memory foam on top; arm with memory foam.
- Stitching: Small thread in fabric & large flat thread in leather.
- Lounge chair reclining back items with "Push Back" mechanism; wall clearance 10".
- *Excludes 043 & 163 chairs: Wall clearance 16"

Note: 2 recliner seats separated by a corner can not be opened at the same time. No recliner seats beside #155 Small Square Corner.

OPTIONS

- Battery Pack: Add \$125/ea.
- Motorized headrest: Add \$125 ea. (Motorized headrest N/A on stationary & lounge chair items).
- Choice of Large or Small 6" Arm: Leg on LARGE arm: LG106 wood or LG189 metal (Black or Chrome). SMALL Arm: LG195 wood or LG196 metal (Black or Chrome). Specify colour.
- Seat Depth: 20" or *22". *22" seat depth N/A on chairs 043 & 163.
- 043 & 163 Chairs: with wood base, add \$165 (specify colour).

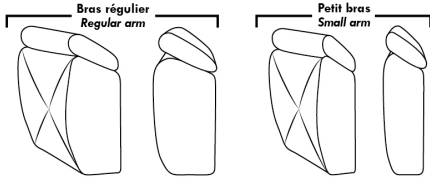
ACCESSORIES (Available only on *items 159-160-190)

- Metal Cup Holder: \$25 ea. (1 on 160-190 & 2 side by side on 159). Specify colour: Stainless, Black or Antique Gold.
- Accessories: Grommet \$35 ea. | Swivel tray & Wine Glass holder \$20 ea., Tablet holder \$40 & LED Lamp \$50.
- *STORAGE items 159-160-190 with 2 USB/Electric outlets. *Must be used between 2 seats. Pieces are plain (without arm detail) & are not finished on the sides.

| Description | L x D x H | Leather | | | | | | Fabric | | |
|-------------------------------------|----------------|------------|-------------------------------|--|---|----------------------------------|--------------|--------|----------|------|
| | | 10 Pony | 20 Hugo Madras Softy | 30 Empire Fantasy Illusion Tucson Utah Vintage Yukon | 40 Diamond Elegance Princess Santiago Sensation Sunset Trina Victoria | 50 Bull Cassiope Dublin | 60 Caress | A | B COM | C |
| 235 SECTIONAL APT SOFA BUMPER RIGHT | 96x40/44x33/40 | 2310 | 2440 | 2565 | 2695 | 2820 | 2950 | 1685 | 1765 | 1845 |
| CONFIGURATIONS | | | | | | | | | | |
| A CONFIG (169-170) | 84X40X40 | 2960 | 3090 | 3220 | 3360 | 3490 | 3620 | 2430 | 2560 | 2690 |
| B CONFIG (169-171-174) | 115X62X40 | 4080 | 4270 | 4460 | 4660 | 4850 | 5040 | 3300 | 3485 | 3665 |
| C CONFIG (096-055-171-170) | 116X116X40 | 6010 | 6300 | 6590 | 6895 | 7185 | 7475 | 4775 | 5010 | 5240 |
| D CONFIG (169-171-235) | 116X96X40 | 4955 | 5195 | 5430 | 5675 | 5910 | 6150 | 3855 | 4050 | 4245 |
| J CONFIG (041-042) | 70X40X40 | 2810 | 2920 | 3030 | 3140 | 3250 | 3370 | 2330 | 2400 | 2470 |
| K CONFIG (041-071-005) | 94X62X40 | 3815 | 3970 | 4135 | 4290 | 4445 | 4605 | 3120 | 3245 | 3370 |
| L CONFIG (012-055-071-042) | 102X102X40 | 5670 | 5935 | 6205 | 6480 | 6745 | 7015 | 4555 | 4740 | 4915 |
| M CONFIG (041-071-024) | 103X89X40 | 4725 | 4960 | 5205 | 5440 | 5680 | 5920 | 3685 | 3850 | 4010 |

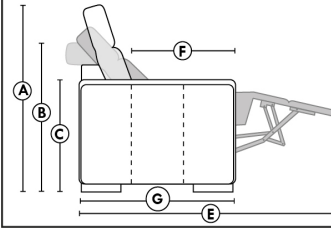
SORRENTO

OPTIMA



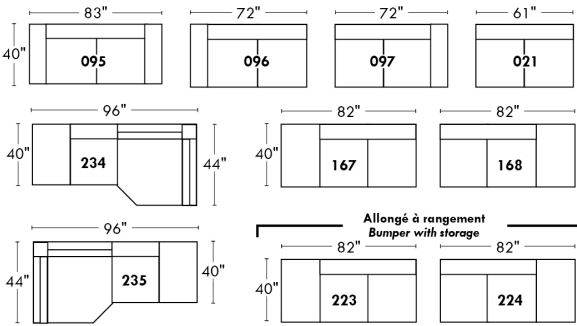
Spécifications | Specifications

- Appui-tête levé Headrest up
- Appui-tête baissé Headrest down
- Complètement incliné Fully reclined

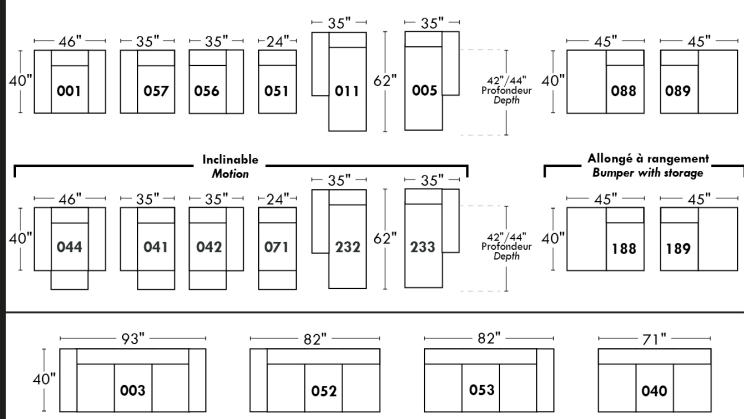
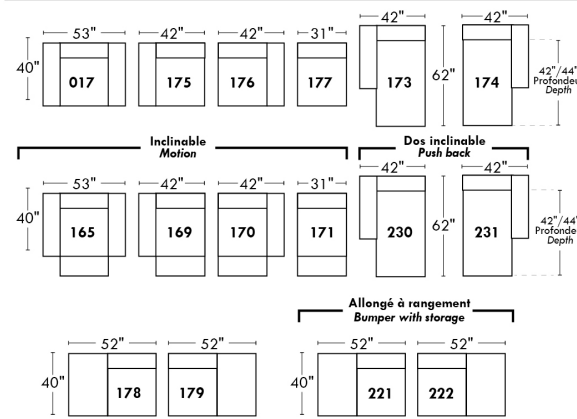
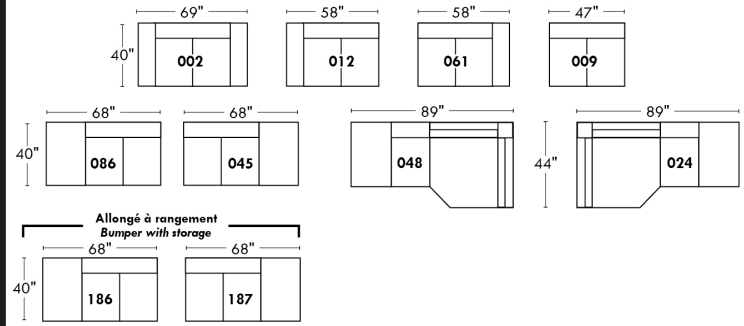


- (A) Hauteur complète 40" Total Height
- (B) Hauteur appui-tête baissé 33" Height headrest down
- (C) Hauteur du bras 22,5" Arm Height
- (D) Hauteur du siège 19,5" Seat Height
- (E) Profondeur inclinée 65" Depth fully reclined
- (F) Profondeur d'assise 20" ou/ or 22" Seat depth
- (G) Profondeur appui-tête monté 36" Depth with headrest up

Siège 30" de large | 30" Seat Width



Siège 23" de large | 23" Seat Width



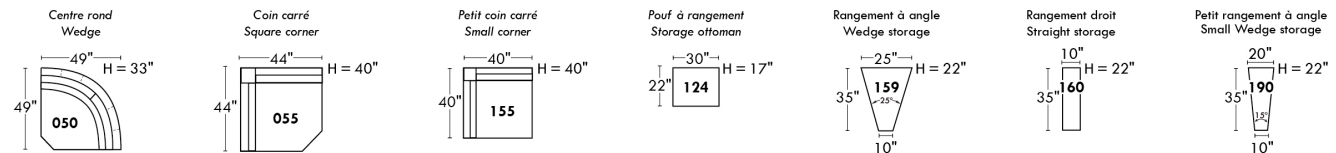
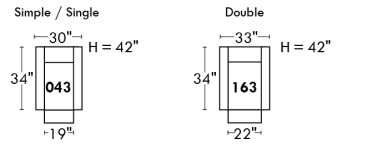
Autres | Others

Fauteuil berçant, pivotant et inclinable

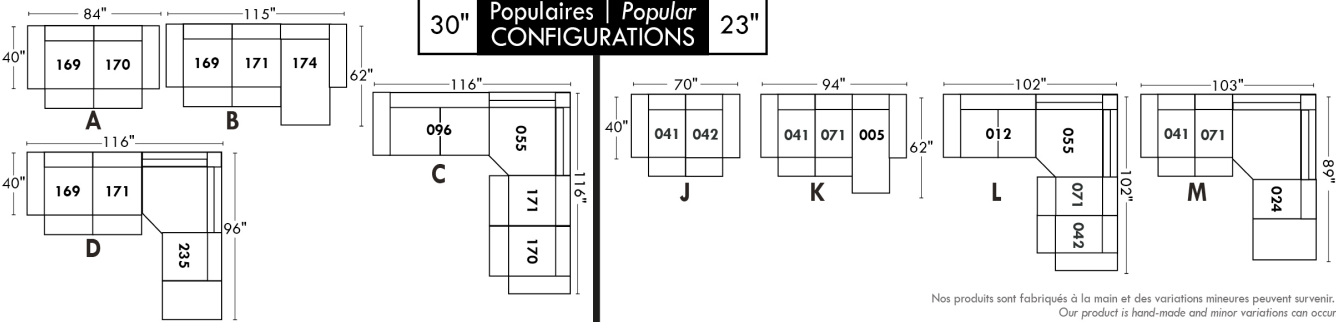
N'est pas un mécanisme protège-mur
Dégagement mural: 16"

Swivel, rocking motion chair

Not a wall hugger mechanism
Wall clearance: 16"



30" Populaires | Popular CONFIGURATIONS 23"



Nos produits sont fabriqués à la main et des variations mineures peuvent survenir.
Our product is hand-made and minor variations can occur.

STAR

Features: Adjustable headrest included with all items (2 with square corner). Headrest STATIONARY on Wedge (050). Stitching: Small "French Stitch" in fabric & in leather. Swivel Rocking Recliner Chairs (items 043 & 163 only): Seat cushions with 1" memory foam. Lounge Chair Reclining Back items with "Push Back" mechanism; wall distance 10".

OPTIONS - Provide SKETCH of your config.:

*Small 6" Arm: at same price. *Small arm N/A on D-BOX enabled items.

Leg (specify colour): On LARGE Arm: LG103 wood or LG189 metal (Black or Chrome). SMALL Arm: LG08 wood or LG64 metal.

Choice of Seat Depth: 20" or *22". The *22" seat depth N/A on chairs #043 & #163.

043 & 163 Chairs: with wood base, add \$165 (specify colour).

PREMIUM Option (Available only with MOTORIZED option): Full footrest + upholstered seat cushions with shaped foam & 1" layer of memory foam on entire set (on stationary & recliner seats); ADD \$30 /seat. Bumper section counts as 1 seat & lounge chairs as 2 seats.

Motorized reclining mechanism with touch-sensor button add \$125/mec. For Battery Pack mechanism add \$250.

NB: 2 recliner seats SEPARATED by a wedge or square corner cannot be opened at the same time.

D-BOX ENABLED COSTS: For details, see page 14 of "Product Knowledge" booklet.

| Description | L x D x H | Leather | | | | | | Fabric | | |
|-------------------------------------|----------------|------------|-------------------------------|--|---|----------------------------------|--------------|--------|----------|------|
| | | 10 Pony | 20 Hugo Madras Softy | 30 Empire Fantasy Illusion Tucson Utah Vintage Yukon | 40 Diamond Elegance Princess Santiago Sensation Sunset Trina Victoria | 50 Bull Cassiope Dublin | 60 Caress | A | B COM | C |
| 001 CHAIR | 44X40X33/40 | 1225 | 1305 | 1385 | 1465 | 1545 | 1620 | 915 | 960 | 990 |
| 002 LOVESEAT | 67X40X33/40 | 1780 | 1885 | 1990 | 2095 | 2195 | 2290 | 1330 | 1385 | 1445 |
| 003 SOFA | 91X40X33/40 | 2175 | 2300 | 2430 | 2555 | 2680 | 2805 | 1605 | 1690 | 1760 |
| 005 LOUNGE CHAIR RIGHT ARM | 34X62X33/40 | 1165 | 1225 | 1290 | 1345 | 1410 | 1465 | 855 | 915 | 970 |
| 007 RECLINING APT. SOFA RIGHT ARM | 78X40X33/40 | 2645 | 2790 | 2925 | 3065 | 3200 | 3335 | 2120 | 2215 | 2310 |
| 008 RECLINING APT. SOFA LEFT ARM | 78X40X33/40 | 2645 | 2790 | 2925 | 3065 | 3200 | 3335 | 2120 | 2215 | 2310 |
| 009 ARMLESS LOVESEAT | 47X40X33/40 | 1330 | 1385 | 1455 | 1515 | 1570 | 1625 | 980 | 1030 | 1100 |
| 011 LOUNGE CHAIR LEFT ARM | 34X62X33/40 | 1165 | 1225 | 1290 | 1345 | 1410 | 1465 | 855 | 915 | 970 |
| 012 LOVESEAT LEFT ARM | 57X40X33/40 | 1560 | 1630 | 1730 | 1805 | 1880 | 1965 | 1160 | 1215 | 1275 |
| 016 RECLINING ARMLESS APT SOFA | 85X40X33/40 | 2425 | 2545 | 2670 | 2790 | 2915 | 3040 | 1945 | 2020 | 2110 |
| 017 DOUBLE CHAIR | 51X40X33/40 | 1315 | 1395 | 1490 | 1570 | 1650 | 1745 | 970 | 1015 | 1070 |
| 021 APARTMENT SOFA NO ARM | 61X40X33/40 | 1510 | 1580 | 1670 | 1750 | 1830 | 1900 | 1115 | 1195 | 1265 |
| 024 SECTIONAL LOVESEAT BUMPER RIGHT | 89X40/44X33/40 | 2095 | 2220 | 2360 | 2495 | 2620 | 2755 | 1435 | 1515 | 1595 |
| 030 RECLINING LOVESEAT LEFT ARM | 64X40X33/40 | 2495 | 2605 | 2725 | 2830 | 2945 | 3055 | 2010 | 2085 | 2145 |
| 032 RECLINING LOVESEAT | 67X40X33/40 | 2735 | 2855 | 2980 | 3105 | 3220 | 3345 | 2200 | 2270 | 2345 |
| 038 RECLINING LOVESEAT RIGHT ARM | 64X40X33/40 | 2495 | 2605 | 2725 | 2830 | 2945 | 3055 | 2010 | 2085 | 2145 |
| 040 ARMLESS SOFA | 71X40X33/40 | 1710 | 1780 | 1880 | 1970 | 2050 | 2140 | 1270 | 1345 | 1430 |
| 041 RECLINING CHAIR LEFT ARM | 34X40X33/40 | 1120 | 1190 | 1245 | 1315 | 1365 | 1430 | 870 | 915 | 960 |
| 042 RECLINING CHAIR RIGHT ARM | 34X40X33/40 | 1120 | 1190 | 1245 | 1315 | 1365 | 1430 | 870 | 915 | 960 |

STAR

Features: Adjustable headrest included with all items (2 with square corner). Headrest STATIONARY on Wedge (050). Stitching: Small "French Stitch" in fabric & in leather. Swivel Rocking Recliner Chairs (items 043 & 163 only): Seat cushions with 1" memory foam. Lounge Chair Reclining Back items with "Push Back" mechanism; wall distance 10".

OPTIONS - Provide SKETCH of your config.:

*Small 6" Arm: at same price. *Small arm N/A on D-BOX enabled items.

Leg (specify colour): On LARGE Arm: LG103 wood or LG189 metal (Black or Chrome). SMALL Arm: LG08 wood or LG64 metal.

Choice of Seat Depth: 20" or *22". The *22" seat depth N/A on chairs #043 & #163.

043 & 163 Chairs: with wood base, add \$165 (specify colour).

PREMIUM Option (Available only with MOTORIZED option): Full footrest + upholstered seat cushions with shaped foam & 1" layer of memory foam on entire set (on stationary & recliner seats); ADD \$30 /seat. Bumper section counts as 1 seat & lounge chairs as 2 seats.

Motorized reclining mechanism with touch-sensor button add \$125/mec. For Battery Pack mechanism add \$250.

NB: 2 recliner seats SEPARATED by a wedge or square corner cannot be opened at the same time.

D-BOX ENABLED COSTS: For details, see page 14 of "Product Knowledge" booklet.

| Description | L x D x H | Leather | | | | | | Fabric | | |
|------------------------------------|----------------|------------|-------------------------------|--|---|----------------------------------|--------------|--------|----------|------|
| | | 10 Pony | 20 Hugo Madras Softy | 30 Empire Fantasy Illusion Tucson Utah Vintage Yukon | 40 Diamond Elegance Princess Santiago Sensation Sunset Trina Victoria | 50 Bull Cassiope Dublin | 60 Caress | A | B COM | C |
| 043 SWIVEL ROCKING RECLINING CHAIR | 30x34x42 | 1475 | 1555 | 1645 | 1740 | 1820 | 1900 | 1180 | 1215 | 1250 |
| 044 RECLINER CHAIR | 44X40X33/40 | 1355 | 1440 | 1530 | 1605 | 1690 | 1760 | 1055 | 1095 | 1130 |
| 045 ARMLESS LOVESEAT BUMPER RIGHT | 68X40X33/40 | 1565 | 1640 | 1745 | 1830 | 1905 | 1995 | 1165 | 1225 | 1285 |
| 047 ARMLESS RECLINING LOVESEAT | 61X40X33/40 | 2255 | 2355 | 2460 | 2560 | 2645 | 2755 | 1825 | 1885 | 1955 |
| 048 SECTIONAL LOVESEAT BUMPER LEFT | 89X40/44X33/40 | 2095 | 2220 | 2360 | 2495 | 2620 | 2755 | 1435 | 1515 | 1595 |
| 050 WEDGE | 49X49X33 | 1165 | 1240 | 1330 | 1410 | 1490 | 1565 | 815 | 855 | 910 |
| 051 ARMLESS CHAIR | 24X40X33/40 | 755 | 795 | 840 | 875 | 920 | 965 | 570 | 610 | 655 |
| 052 SOFA LEFT ARM | 81X40X33/40 | 1945 | 2035 | 2150 | 2255 | 2360 | 2475 | 1435 | 1515 | 1595 |
| 053 SOFA RIGHT ARM | 81X40X33/40 | 1945 | 2035 | 2150 | 2255 | 2360 | 2475 | 1435 | 1515 | 1595 |
| 055 SQUARE CORNER | 44X44X33/40 | 1375 | 1455 | 1540 | 1615 | 1700 | 1770 | 1025 | 1080 | 1120 |
| 056 CHAIR RIGHT ARM | 34X40X33/40 | 990 | 1055 | 1115 | 1185 | 1235 | 1295 | 740 | 775 | 815 |
| 057 CHAIR LEFT ARM | 34X40X33/40 | 990 | 1055 | 1115 | 1185 | 1235 | 1295 | 740 | 775 | 815 |
| 061 LOVESEAT RIGHT ARM | 57X40X33/40 | 1560 | 1630 | 1730 | 1805 | 1880 | 1965 | 1160 | 1215 | 1275 |
| 069 RECLINING APARTMENT SOFA | 81X40X33/40 | 2890 | 3040 | 3190 | 3335 | 3485 | 3625 | 2310 | 2400 | 2505 |
| 071 ARMLESS RECLINING CHAIR | 24X40X33/40 | 895 | 945 | 980 | 1015 | 1060 | 1100 | 705 | 755 | 810 |
| 086 ARMLESS LOVESEAT BUMPER LEFT | 68X40X33/40 | 1565 | 1640 | 1745 | 1830 | 1905 | 1995 | 1165 | 1225 | 1285 |
| 088 ARMLESS CHAIR BUMPER LEFT | 45X40X33/40 | 1000 | 1065 | 1135 | 1205 | 1270 | 1335 | 745 | 780 | 825 |
| 089 ARMLESS CHAIR BUMPER RIGHT | 45X40X33/40 | 1000 | 1065 | 1135 | 1205 | 1270 | 1335 | 745 | 780 | 825 |
| 095 APARTMENT SOFA | 81X40X33/40 | 1975 | 2095 | 2215 | 2335 | 2450 | 2570 | 1460 | 1535 | 1605 |
| 096 APARTMENT SOFA LEFT ARM | 71X40X33/40 | 1740 | 1835 | 1950 | 2035 | 2140 | 2235 | 1295 | 1365 | 1440 |

STAR

Features: Adjustable headrest included with all items (2 with square corner). Headrest STATIONARY on Wedge (050). Stitching: Small "French Stitch" in fabric & in leather. Swivel Rocking Recliner Chairs (items 043 & 163 only): Seat cushions with 1" memory foam. Lounge Chair Reclining Back items with "Push Back" mechanism; wall distance 10".

OPTIONS - Provide SKETCH of your config.:

*Small 6" Arm: at same price. *Small arm N/A on D-BOX enabled items.

Leg (specify colour): On LARGE Arm: LG103 wood or LG189 metal (Black or Chrome). SMALL Arm: LG08 wood or LG64 metal.

Choice of Seat Depth: 20" or *22". The *22" seat depth N/A on chairs #043 & #163.

043 & 163 Chairs: with wood base, add \$165 (specify colour).

PREMIUM Option (Available only with MOTORIZED option): Full footrest + upholstered seat cushions with shaped foam & 1" layer of memory foam on entire set (on stationary & recliner seats); ADD \$30 /seat. Bumper section counts as 1 seat & lounge chairs as 2 seats.

Motorized reclining mechanism with touch-sensor button add \$125/mec. For Battery Pack mechanism add \$250.

NB: 2 recliner seats SEPARATED by a wedge or square corner cannot be opened at the same time.

D-BOX ENABLED COSTS: For details, see page 14 of "Product Knowledge" booklet.

| Description | L x D x H | Leather | | | | | | Fabric | | |
|--|--------------|------------|-------------------------------|--|---|----------------------------------|--------------|--------|----------|------|
| | | 10 Pony | 20 Hugo Madras Softy | 30 Empire Fantasy Illusion Tucson Utah Vintage Yukon | 40 Diamond Elegance Princess Santiago Sensation Sunset Trina Victoria | 50 Bull Cassiope Dublin | 60 Caress | A | B COM | C |
| 097 APARTMENT SOFA RIGHT ARM | 71X40X33/40 | 1740 | 1835 | 1950 | 2035 | 2140 | 2235 | 1295 | 1365 | 1440 |
| 124 STORAGE OTTOMAN | 30X22X17 | 530 | 550 | 580 | 610 | 640 | 665 | 445 | 455 | 470 |
| 163 DBL SWIVEL ROCKING RECLINER CHAIR | 33 x 34 x 42 | 1510 | 1605 | 1695 | 1770 | 1865 | 1955 | 1185 | 1220 | 1255 |
| 165 DOUBLE RECLINING CHAIR | 51X40X33/40 | 1440 | 1530 | 1615 | 1710 | 1780 | 1875 | 1105 | 1160 | 1210 |
| 167 APARTMENT SOFA NO ARM BUMPER LEFT | 82X40X33/40 | 1745 | 1845 | 1965 | 2070 | 2175 | 2280 | 1305 | 1375 | 1445 |
| 168 APARTMENT SOFA NO ARM BUMPER RIGHT | 82X40X33/40 | 1745 | 1845 | 1965 | 2070 | 2175 | 2280 | 1305 | 1375 | 1445 |
| 169 DOUBLE RECLINING CHAIR LEFT ARM | 41X40X33/40 | 1210 | 1275 | 1345 | 1415 | 1485 | 1545 | 945 | 985 | 1030 |
| 170 DOUBLE RECLINING CHAIR RIGHT ARM | 41X40X33/40 | 1210 | 1275 | 1345 | 1415 | 1485 | 1545 | 945 | 985 | 1030 |
| 171 ARMLESS DOUBLE RECLINING CHAIR | 31X40X33/40 | 980 | 1020 | 1080 | 1120 | 1170 | 1215 | 755 | 810 | 855 |
| 173 DOUBLE LOUNGE CHAIR LEFT ARM | 41X62X33/40 | 1270 | 1345 | 1435 | 1515 | 1595 | 1670 | 955 | 1020 | 1105 |
| 174 DOUBLE LOUNGE CHAIR RIGHT ARM | 41X62X33/40 | 1270 | 1345 | 1435 | 1515 | 1595 | 1670 | 955 | 1020 | 1105 |
| 175 DOUBLE CHAIR LEFT ARM | 41X40X33/40 | 1070 | 1135 | 1210 | 1275 | 1340 | 1410 | 800 | 850 | 910 |
| 176 DOUBLE CHAIR RIGHT ARM | 41X40X33/40 | 1070 | 1135 | 1210 | 1275 | 1340 | 1410 | 800 | 850 | 910 |
| 177 ARMLESS DOUBLE CHAIR | 31X40X33/40 | 840 | 885 | 950 | 985 | 1025 | 1080 | 625 | 675 | 735 |
| 178 ARMLESS DOUBLE CHAIR BUMPER LEFT | 52X40X33/40 | 1080 | 1155 | 1230 | 1305 | 1375 | 1445 | 810 | 855 | 915 |
| 179 ARMLESS DOUBLE CHAIR BUMPER RIGHT | 52X40X33/40 | 1080 | 1155 | 1230 | 1305 | 1375 | 1445 | 810 | 855 | 915 |
| 230 DBLE LOUNGE CHAIR RECLINING BACK L-ARM | 41X62X33/40 | 1410 | 1490 | 1570 | 1640 | 1735 | 1815 | 1060 | 1135 | 1215 |
| 231 DBLE LOUNGE CHAIR RECLINING BACK R-ARM | 41X62X33/40 | 1410 | 1490 | 1570 | 1640 | 1735 | 1815 | 1060 | 1135 | 1215 |
| 232 LOUNGE CHAIR RECLINING BACK LEFT ARM | 34X62X33/40 | 1305 | 1355 | 1430 | 1490 | 1545 | 1605 | 970 | 1015 | 1070 |
| 233 LOUNGE CHAIR RECLINING BACK RIGHT ARM | 34X62X33/40 | 1305 | 1355 | 1430 | 1490 | 1545 | 1605 | 970 | 1015 | 1070 |

STAR

Features: Adjustable headrest included with all items (2 with square corner). Headrest STATIONARY on Wedge (050). Stitching: Small "French Stitch" in fabric & in leather. Swivel Rocking Recliner Chairs (items 043 & 163 only): Seat cushions with 1" memory foam. Lounge Chair Reclining Back items with "Push Back" mechanism; wall distance 10".

OPTIONS - Provide SKETCH of your config.:

*Small 6" Arm: at same price. *Small arm N/A on D-BOX enabled items.

Leg (specify colour): On LARGE Arm: LG103 wood or LG189 metal (Black or Chrome). SMALL Arm: LG08 wood or LG64 metal.

Choice of Seat Depth: 20" or *22". The *22" seat depth N/A on chairs #043 & #163.

043 & 163 Chairs: with wood base, add \$165 (specify colour).

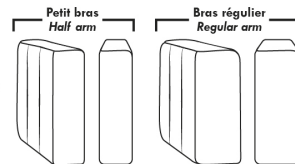
PREMIUM Option (Available only with MOTORIZED option): Full footrest + upholstered seat cushions with shaped foam & 1" layer of memory foam on entire set (on stationary & recliner seats); ADD \$30 /seat. Bumper section counts as 1 seat & lounge chairs as 2 seats.

Motorized reclining mechanism with touch-sensor button add \$125/mec. For Battery Pack mechanism add \$250.

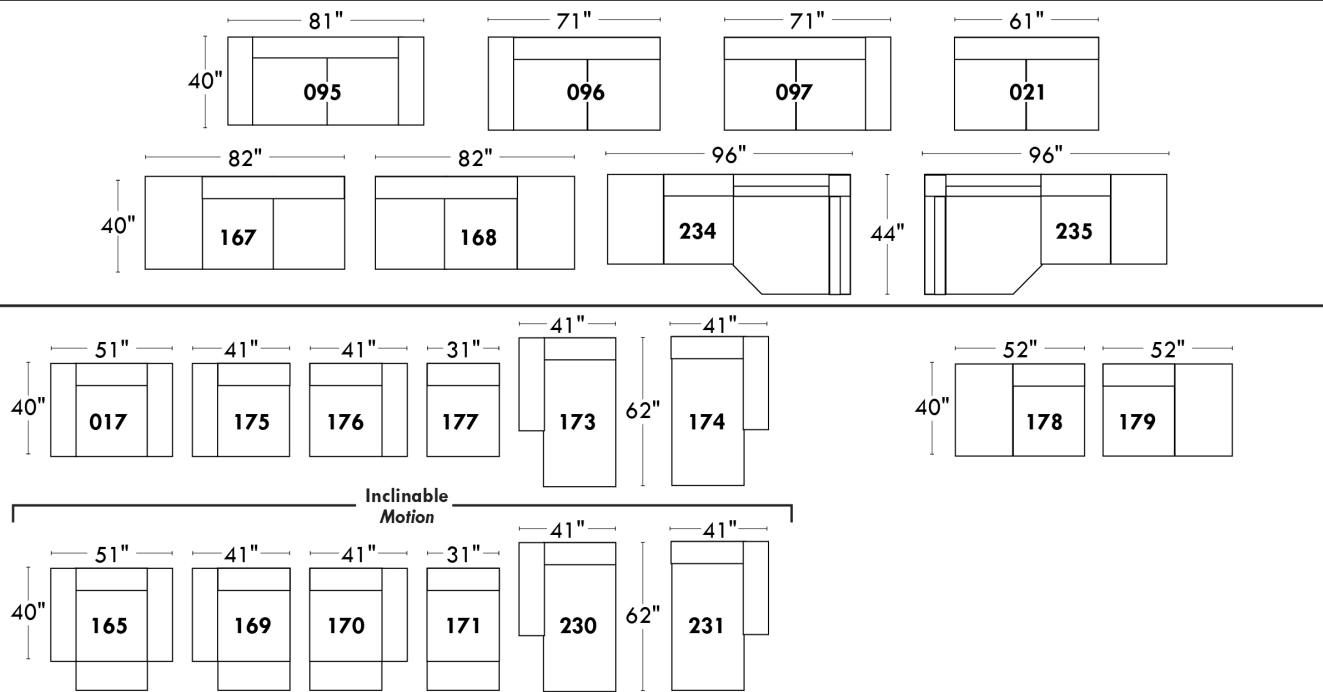
NB: 2 recliner seats SEPARATED by a wedge or square corner cannot be opened at the same time.

D-BOX ENABLED COSTS: For details, see page 14 of "Product Knowledge" booklet.

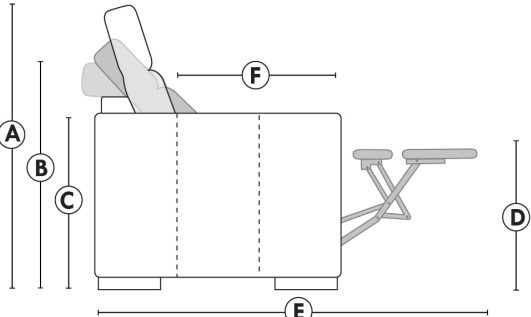
| Description | L x D x H | Leather | | | | | | Fabric | | |
|--|----------------|------------|-------------------------------|--|---|----------------------------------|--------------|--------|----------|------|
| | | 10 Pony | 20 Hugo Madras Softy | 30 Empire Fantasy Illusion Tucson Utah Vintage Yukon | 40 Diamond Elegance Princess Santiago Sensation Sunset Trina Victoria | 50 Bull Cassiope Dublin | 60 Caress | A | B COM | C |
| 234 SECTIONAL APT SOFA BUMPER LEFT | 96X40/44X33/40 | 2175 | 2305 | 2440 | 2570 | 2710 | 2835 | 1515 | 1605 | 1700 |
| 235 SECTIONAL APT SOFA BUMPER RIGHT | 96X40/44X33/40 | 2175 | 2305 | 2440 | 2570 | 2710 | 2835 | 1515 | 1605 | 1700 |
| 605 ITEMS D-BOX MOTION ENABLED ONLY-30" SEAT | | | | | | | | | | |
| 606 ITEMS D-BOX MOTION ENABLED ONLY-23" SEAT | | | | | | | | | | |
| CONFIGURATIONS | | | | | | | | | | |
| A CONFIG. (169-177-174) | 113X62X33/40 | 3320 | 3505 | 3730 | 3915 | 4105 | 4295 | 2525 | 2680 | 2870 |
| B CONFIG. (96-55-177-170) | 116X116X33/40 | 5165 | 5450 | 5785 | 6050 | 6350 | 6630 | 3890 | 4105 | 4325 |
| C CONFIG. (173-177-055-179) | 115X96X33/40 | 4565 | 4840 | 5155 | 5420 | 5695 | 5965 | 3415 | 3630 | 3875 |
| D CONFIG. (011-009-005) | 115X62X33/40 | 3660 | 3835 | 4035 | 4205 | 4390 | 4555 | 2690 | 2860 | 3040 |
| E CONFIG. (41-71-55-061) | 102X101X33/40 | 4950 | 5220 | 5495 | 5750 | 6005 | 6265 | 3760 | 3965 | 4165 |
| F CONFIG. (41-61) | 91X40X33/40 | 2680 | 2820 | 2975 | 3120 | 3245 | 3395 | 2030 | 2130 | 2235 |
| G CONFIG. (57-42) | 68X40X33/40 | 2110 | 2245 | 2360 | 2500 | 2600 | 2725 | 1610 | 1690 | 1775 |



Items avec siège de 30" | Items with 30" seat

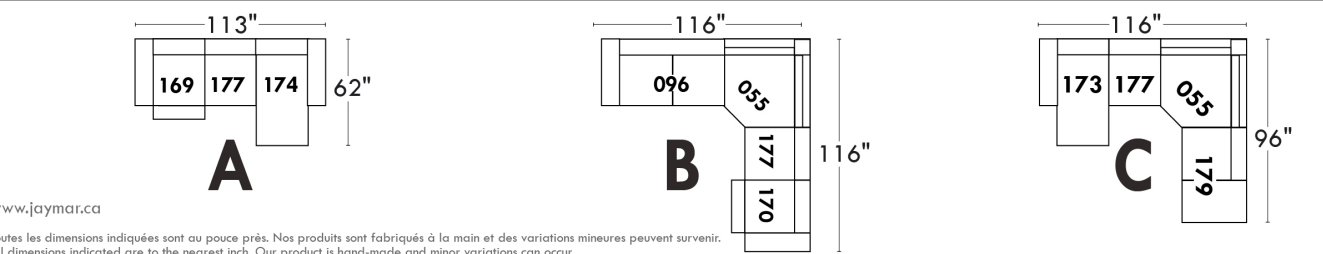
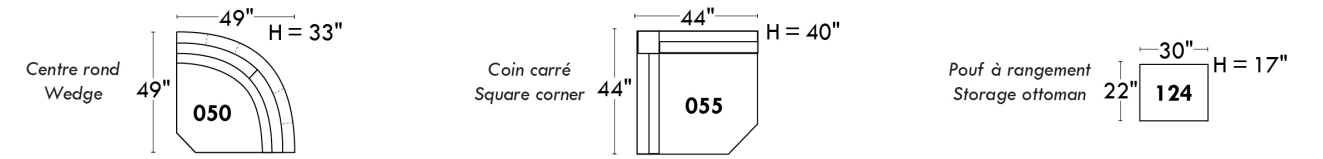


Spécifications | Specifications

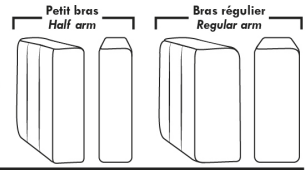


- Appui-tête levé / Headrest up
 - Appui-tête baissé / Headrest down
 - Complètement incliné / Fully reclined
- (A) Hauteur complète 40" Total Height
 (B) Hauteur appui-tête baissé 33" Height headrest down
 (C) Hauteur du bras 24" Arm Height
 (D) Hauteur du siège 19,5" Seat height
 (E) Profondeur incliné 65" Depth fully reclined
 (F) Profondeur d'assise 20" ou/ou 22" Seat depth

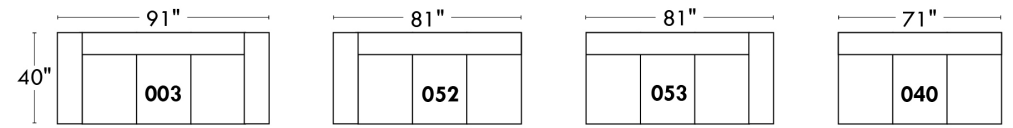
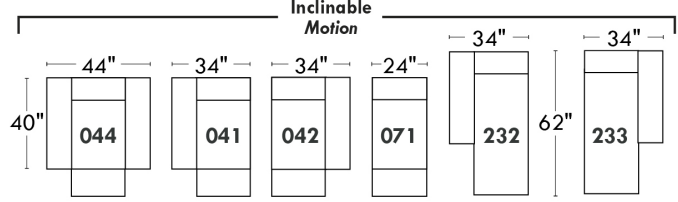
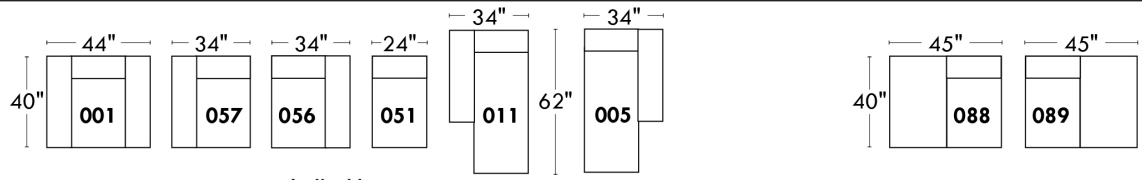
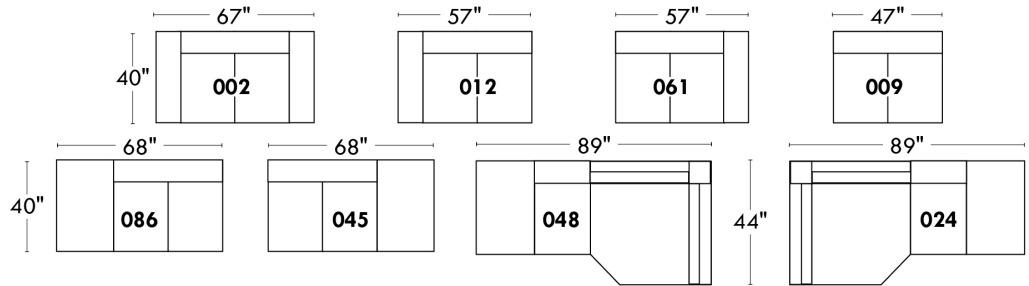
Autres | Others



www.jaymar.ca
 Toutes les dimensions indiquées sont au pouce près. Nos produits sont fabriqués à la main et des variations mineures peuvent survenir.
 All dimensions indicated are to the nearest inch. Our product is hand-made and minor variations can occur.

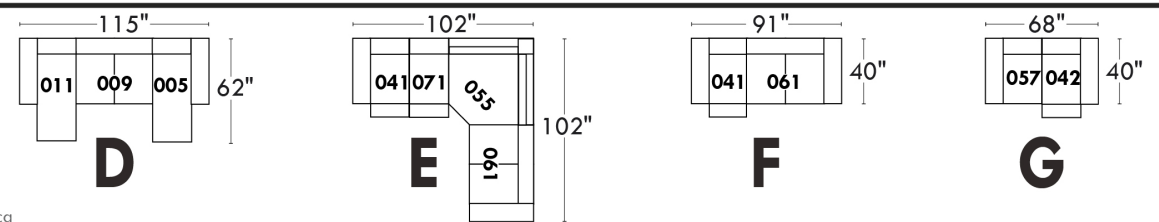
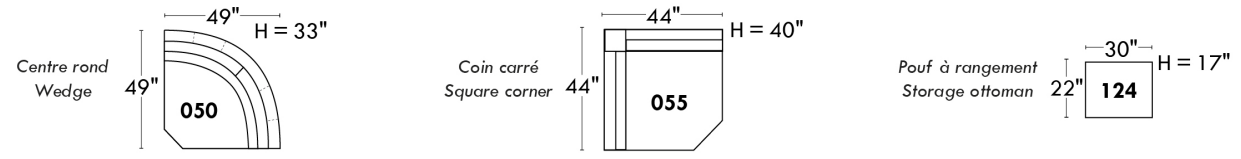


Items avec siège de 23" | Items with 23" seat

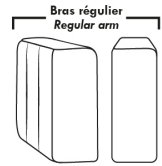


Fauteuil berçant, pivotant et inclinable
Swivel rocking motion chair

Autres | Others

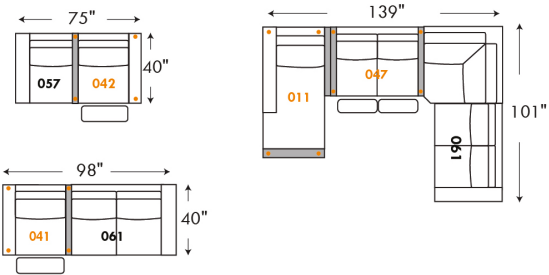
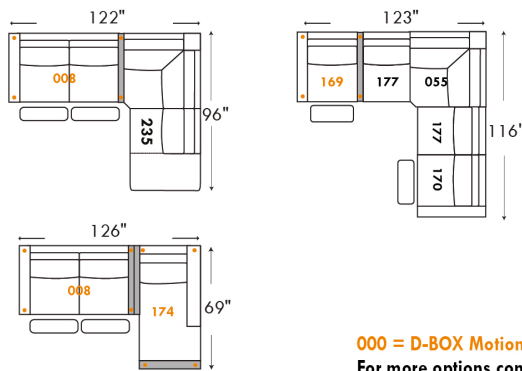
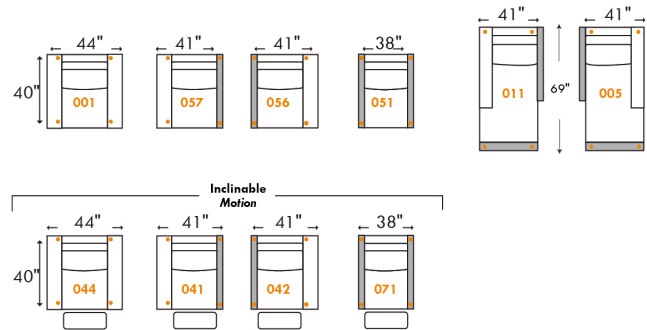
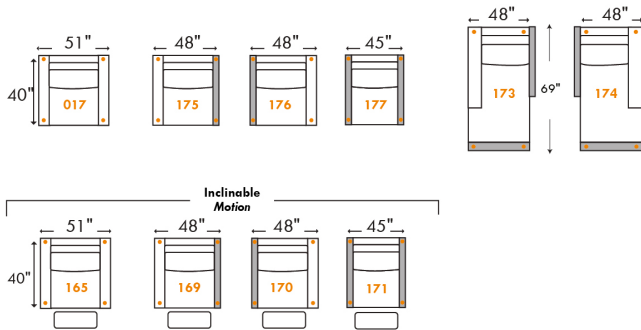
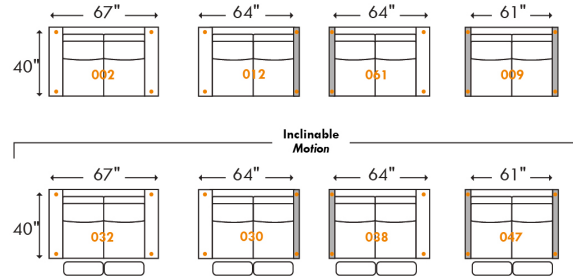
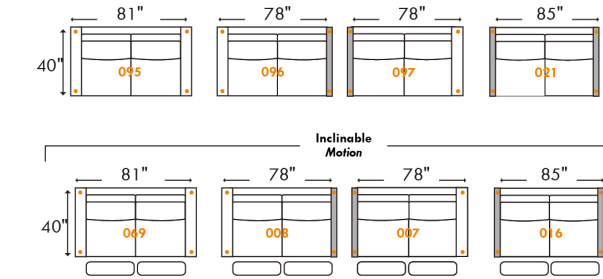


www.jaymar.ca
 Toutes les dimensions indiquées sont au pouce près. Nos produits sont fabriqués à la main et des variations mineures peuvent survenir.
 All dimensions indicated are to the nearest inch. Our product is hand-made and minor variations can occur.



Items avec siège de 30" | Items with 30" seat

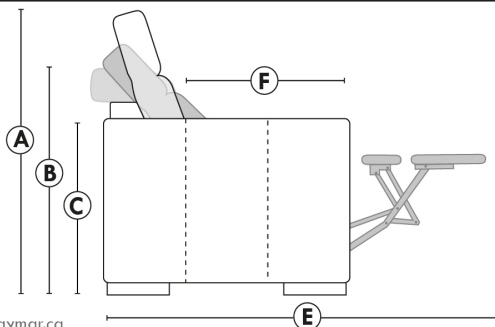
Items avec siège de 30" | Items with 30" seat



000 = D-BOX Motion-Enabled | 000 = Parallele Collection item
For more options combine D-BOX and Parallele Collection items

D-BOX Extension
7" de large / 7" Wide

Spécifications | Specifications



- Appui-tête levé / Headrest up
- Appui-tête baissé / Headrest down
- Complètement incliné / Fully reclined

- (A) Hauteur complète 40" / Total Height
- (B) Hauteur appui-tête baissé 33" / Height headrest down
- (C) Hauteur du bras 24" / Arm Height
- (D) Hauteur du siège 19,5" / Seat height
- (E) Profondeur incliné 65" / Depth fully reclined
- (F) Profondeur d'assise 20" ou/or 22" / Seat depth

www.jaymar.ca

Toutes les dimensions indiquées sont au pouce près. Nos produits sont fabriqués à la main et des variations mineures peuvent survenir.
All dimensions indicated are to the nearest inch. Our product is hand-made and minor variations can occur.

SYDNEY

FEATURES:

- *Wall hugger power recliners with full footrest (manual n/a).
- Manual adjustable headrest on all items (2 on square corner & stationary on wedge).
- Seat cushions with shaped foam + 1" layer of memory foam on top; arm with memory foam.
- Stitching: Small thread in fabric & large flat thread in leather.
- Lounge chair reclining back items with "Push Back" mechanism; wall clearance 10".
- *Excludes 043 & 163 chairs: Wall clearance 16"

Note: 2 recliner seats separated by a corner can not be opened at the same time. No recliner seats beside #155 Small Square Corner.

OPTIONS

- Battery Pack: Add \$125/ea.
- Motorized headrest: Add \$125 ea. (Motorized headrest N/A on stationary & lounge chair items).
- Choice of Large or Small 6" Arm: Leg on LARGE arm: LG103 wood or LG189 metal (Black or Chrome). SMALL Arm: LG08 wood or LG196 metal (Black or Chrome). Specify colour.
- Seat Depth: 20" or *22". *22" seat depth N/A on chairs 043 & 163.
- 043 & 163 Chairs: with wood base, add \$165 (specify colour).

ACCESSORIES (Available only on *items 159-160-190)

- Metal Cup Holder: \$25 ea. (1 on 160-190 & 2 side by side on 159). Specify colour: Stainless, Black or Antique Gold.
- Accessories: Grommet \$35 ea. | Swivel tray & Wine Glass holder \$20 ea., Tablet holder \$40 & LED Lamp \$50.
- *STORAGE items 159-160-190 with 2 USB/Electric outlets. *Must be used between 2 seats. Pieces are plain (without arm detail) & are not finished on the sides.

| Description | L x D x H | Leather | | | | | | Fabric | | |
|-------------------------------------|----------------|------------|-------------------------------|--|---|----------------------------------|--------------|--------|----------|------|
| | | 10 Pony | 20 Hugo Madras Softy | 30 Empire Fantasy Illusion Tucson Utah Vintage Yukon | 40 Diamond Elegance Princess Santiago Sensation Sunset Trina Victoria | 50 Bull Cassiope Dublin | 60 Caress | A | B COM | C |
| 001 CHAIR | 45x40x33/40 | 1420 | 1500 | 1580 | 1665 | 1745 | 1825 | 1130 | 1165 | 1195 |
| 002 LOVESEAT | 68x40x33/40 | 2030 | 2125 | 2225 | 2320 | 2415 | 2515 | 1600 | 1665 | 1725 |
| 003 SOFA | 92x40x33/40 | 2450 | 2575 | 2705 | 2830 | 2960 | 3085 | 1935 | 2010 | 2085 |
| 005 LOUNGE CHAIR RIGHT ARM | 35x62x33/40 | 1325 | 1380 | 1440 | 1495 | 1550 | 1605 | 1045 | 1090 | 1135 |
| 009 ARMLESS LOVESEAT | 47x40x33/40 | 1425 | 1485 | 1545 | 1605 | 1670 | 1730 | 1100 | 1165 | 1225 |
| 011 LOUNGE CHAIR LEFT ARM | 35x62x33/40 | 1325 | 1380 | 1440 | 1495 | 1550 | 1605 | 1045 | 1090 | 1135 |
| 012 LOVESEAT LEFT ARM | 58x40x33/40 | 1745 | 1825 | 1905 | 1990 | 2070 | 2150 | 1365 | 1425 | 1480 |
| 017 DOUBLE CHAIR | 52x40x33/40 | 1490 | 1575 | 1665 | 1750 | 1835 | 1925 | 1180 | 1230 | 1280 |
| 021 APARTMENT SOFA NO ARM | 61x40x33/40 | 1605 | 1695 | 1780 | 1865 | 1955 | 2040 | 1235 | 1305 | 1375 |
| 024 SECTIONAL LOVESEAT BUMPER RIGHT | 89x40/44x33/40 | 2235 | 2370 | 2510 | 2645 | 2785 | 2920 | 1610 | 1695 | 1775 |
| 040 ARMLESS SOFA | 71x40x33/40 | 1840 | 1935 | 2025 | 2115 | 2210 | 2300 | 1435 | 1515 | 1595 |
| 041 RECLINING CHAIR LEFT ARM | 35x40x33/40 | 1405 | 1460 | 1515 | 1570 | 1625 | 1685 | 1165 | 1200 | 1235 |
| 042 RECLINING CHAIR RIGHT ARM | 35x40x33/40 | 1405 | 1460 | 1515 | 1570 | 1625 | 1685 | 1165 | 1200 | 1235 |
| 043 SWIVEL ROCKING RECLINING CHAIR | 30x34x42 | 1665 | 1755 | 1845 | 1940 | 2030 | 2120 | 1365 | 1405 | 1440 |
| 044 RECLINER CHAIR | 45x40x33/40 | 1695 | 1765 | 1835 | 1905 | 1980 | 2050 | 1405 | 1435 | 1465 |
| 045 ARMLESS LOVESEAT BUMPER RIGHT | 68x40x33/40 | 1695 | 1770 | 1845 | 1925 | 2000 | 2075 | 1315 | 1370 | 1430 |

SYDNEY

FEATURES:

- *Wall hugger power recliners with full footrest (manual n/a).
- Manual adjustable headrest on all items (2 on square corner & stationary on wedge).
- Seat cushions with shaped foam + 1" layer of memory foam on top; arm with memory foam.
- Stitching: Small thread in fabric & large flat thread in leather.
- Lounge chair reclining back items with "Push Back" mechanism; wall clearance 10".
- *Excludes 043 & 163 chairs: Wall clearance 16"

Note: 2 recliner seats separated by a corner can not be opened at the same time. No recliner seats beside #155 Small Square Corner.

OPTIONS

- Battery Pack: Add \$125/ea.
- Motorized headrest: Add \$125 ea. (Motorized headrest N/A on stationary & lounge chair items).
- Choice of Large or Small 6" Arm: Leg on LARGE arm: LG103 wood or LG189 metal (Black or Chrome). SMALL Arm: LG08 wood or LG196 metal (Black or Chrome). Specify colour.
- Seat Depth: 20" or *22". *22" seat depth N/A on chairs 043 & 163.
- 043 & 163 Chairs: with wood base, add \$165 (specify colour).

ACCESSORIES (Available only on *items 159-160-190)

- Metal Cup Holder: \$25 ea. (1 on 160-190 & 2 side by side on 159). Specify colour: Stainless, Black or Antique Gold.
- Accessories: Grommet \$35 ea. | Swivel tray & Wine Glass holder \$20 ea., Tablet holder \$40 & LED Lamp \$50.
- *STORAGE items 159-160-190 with 2 USB/Electric outlets. *Must be used between 2 seats. Pieces are plain (without arm detail) & are not finished on the sides.

| Description | L x D x H | Leather | | | | | | Fabric | | |
|------------------------------------|----------------|------------|-------------------------------|--|---|----------------------------------|--------------|--------|----------|------|
| | | 10 Pony | 20 Hugo Madras Softy | 30 Empire Fantasy Illusion Tucson Utah Vintage Yukon | 40 Diamond Elegance Princess Santiago Sensation Sunset Trina Victoria | 50 Bull Cassiope Dublin | 60 Caress | A | B COM | C |
| 048 SECTIONAL LOVESEAT BUMPER LEFT | 89x40/44x33/40 | 2235 | 2370 | 2510 | 2645 | 2785 | 2920 | 1610 | 1695 | 1775 |
| 050 WEDGE | 49x49x33 | 1240 | 1320 | 1405 | 1485 | 1565 | 1645 | 895 | 940 | 985 |
| 051 ARMLESS CHAIR | 24x40x33/40 | 815 | 855 | 900 | 940 | 980 | 1020 | 625 | 670 | 710 |
| 052 SOFA LEFT ARM | 82x40x33/40 | 2160 | 2265 | 2365 | 2470 | 2570 | 2670 | 1695 | 1770 | 1845 |
| 053 SOFA RIGHT ARM | 82x40x33/40 | 2160 | 2265 | 2365 | 2470 | 2570 | 2670 | 1695 | 1770 | 1845 |
| 055 SQUARE CORNER | 44x44x33/40 | 1435 | 1520 | 1605 | 1695 | 1780 | 1865 | 1115 | 1160 | 1200 |
| 056 CHAIR RIGHT ARM | 35x40x33/40 | 1135 | 1190 | 1240 | 1290 | 1340 | 1390 | 885 | 930 | 970 |
| 057 CHAIR LEFT ARM | 35x40x33/40 | 1135 | 1190 | 1240 | 1290 | 1340 | 1390 | 885 | 930 | 970 |
| 061 LOVESEAT RIGHT ARM | 58x40x33/40 | 1745 | 1825 | 1905 | 1990 | 2070 | 2150 | 1365 | 1425 | 1480 |
| 071 ARMLESS RECLINING CHAIR | 24x40x33/40 | 1085 | 1130 | 1180 | 1225 | 1270 | 1315 | 910 | 955 | 1000 |
| 086 ARMLESS LOVESEAT BUMPER LEFT | 68x40x33/40 | 1695 | 1770 | 1845 | 1925 | 2000 | 2075 | 1315 | 1370 | 1430 |
| 088 ARMLESS CHAIR BUMPER LEFT | 45x40x33/40 | 1080 | 1155 | 1225 | 1295 | 1365 | 1440 | 830 | 865 | 905 |
| 089 ARMLESS CHAIR BUMPER RIGHT | 45x40x33/40 | 1080 | 1155 | 1225 | 1295 | 1365 | 1440 | 830 | 865 | 905 |
| 095 APARTMENT SOFA | 82x40x33/40 | 2210 | 2330 | 2455 | 2575 | 2700 | 2820 | 1735 | 1810 | 1885 |
| 096 APARTMENT SOFA LEFT ARM | 72x40x33/40 | 1930 | 2025 | 2120 | 2220 | 2315 | 2410 | 1490 | 1565 | 1640 |
| 097 APARTMENT SOFA RIGHT ARM | 72x40x33/40 | 1930 | 2025 | 2120 | 2220 | 2315 | 2410 | 1490 | 1565 | 1640 |

SYDNEY

FEATURES:

- *Wall hugger power recliners with full footrest (manual n/a).
- Manual adjustable headrest on all items (2 on square corner & stationary on wedge).
- Seat cushions with shaped foam + 1" layer of memory foam on top; arm with memory foam.
- Stitching: Small thread in fabric & large flat thread in leather.
- Lounge chair reclining back items with "Push Back" mechanism; wall clearance 10".
- *Excludes 043 & 163 chairs: Wall clearance 16"

Note: 2 recliner seats separated by a corner can not be opened at the same time. No recliner seats beside #155 Small Square Corner.

OPTIONS

- Battery Pack: Add \$125/ea.
- Motorized headrest: Add \$125 ea. (Motorized headrest N/A on stationary & lounge chair items).
- Choice of Large or Small 6" Arm: Leg on LARGE arm: LG103 wood or LG189 metal (Black or Chrome). SMALL Arm: LG08 wood or LG196 metal (Black or Chrome). Specify colour.
- Seat Depth: 20" or *22". *22" seat depth N/A on chairs 043 & 163.
- 043 & 163 Chairs: with wood base, add \$165 (specify colour).

ACCESSORIES (Available only on *items 159-160-190)

- Metal Cup Holder: \$25 ea. (1 on 160-190 & 2 side by side on 159). Specify colour: Stainless, Black or Antique Gold.
- Accessories: Grommet \$35 ea. | Swivel tray & Wine Glass holder \$20 ea., Tablet holder \$40 & LED Lamp \$50.
- *STORAGE items 159-160-190 with 2 USB/Electric outlets. *Must be used between 2 seats. Pieces are plain (without arm detail) & are not finished on the sides.

| Description | L x D x H | Leather | | | | | | Fabric | | |
|--|-------------|------------|-------------------------------|--|---|----------------------------------|--------------|--------|----------|------|
| | | 10 Pony | 20 Hugo Madras Softy | 30 Empire Fantasy Illusion Tucson Utah Vintage Yukon | 40 Diamond Elegance Princess Santiago Sensation Sunset Trina Victoria | 50 Bull Cassiope Dublin | 60 Caress | A | B COM | C |
| 124 STORAGE OTTOMAN | 30x22x17 | 560 | 580 | 600 | 620 | 645 | 665 | 480 | 500 | 520 |
| 155 SMALL SQUARE CORNER | 40x40x33/40 | 1435 | 1520 | 1605 | 1695 | 1780 | 1865 | 1115 | 1160 | 1200 |
| 159 WEDGE STORAGE | 10/25x35x22 | 560 | 585 | 610 | 640 | 665 | 690 | 430 | 440 | 450 |
| 160 STRAIGHT STORAGE | 10x35x22 | 540 | 565 | 590 | 615 | 645 | 670 | 410 | 420 | 430 |
| 163 DBL SWIVEL ROCKING RECLINER CHAIR | 33x34x42 | 1705 | 1800 | 1895 | 1995 | 2090 | 2190 | 1370 | 1410 | 1445 |
| 165 DOUBLE RECLINING CHAIR | 52x40x33/40 | 1765 | 1850 | 1940 | 2025 | 2110 | 2200 | 1460 | 1515 | 1570 |
| 167 APARTMENT SOFA NO ARM BUMPER LEFT | 82x40x33/40 | 1875 | 1980 | 2080 | 2185 | 2285 | 2385 | 1445 | 1520 | 1595 |
| 168 APARTMENT SOFA NO ARM BUMPER RIGHT | 82x40x33/40 | 1875 | 1980 | 2080 | 2185 | 2285 | 2385 | 1445 | 1520 | 1595 |
| 169 DOUBLE RECLINING CHAIR LEFT ARM | 42x40x33/40 | 1480 | 1545 | 1610 | 1680 | 1745 | 1810 | 1215 | 1280 | 1345 |
| 170 DOUBLE RECLINING CHAIR RIGHT ARM | 42x40x33/40 | 1480 | 1545 | 1610 | 1680 | 1745 | 1810 | 1215 | 1280 | 1345 |
| 171 ARMLESS DOUBLE RECLINING CHAIR | 31x40x33/40 | 1165 | 1210 | 1255 | 1300 | 1345 | 1390 | 955 | 1005 | 1055 |
| 173 DOUBLE LOUNGE CHAIR LEFT ARM | 42x62x33/40 | 1435 | 1515 | 1595 | 1680 | 1760 | 1840 | 1130 | 1200 | 1265 |
| 174 DOUBLE LOUNGE CHAIR RIGHT ARM | 42x62x33/40 | 1435 | 1515 | 1595 | 1680 | 1760 | 1840 | 1130 | 1200 | 1265 |
| 175 DOUBLE CHAIR LEFT ARM | 42x40x33/40 | 1200 | 1270 | 1340 | 1415 | 1485 | 1555 | 945 | 1000 | 1055 |
| 176 DOUBLE CHAIR RIGHT ARM | 42x40x33/40 | 1200 | 1270 | 1340 | 1415 | 1485 | 1555 | 945 | 1000 | 1055 |
| 177 ARMLESS DOUBLE CHAIR | 31x40x33/40 | 895 | 945 | 995 | 1045 | 1095 | 1150 | 680 | 725 | 770 |

SYDNEY

FEATURES:

- *Wall hugger power recliners with full footrest (manual n/a).
- Manual adjustable headrest on all items (2 on square corner & stationary on wedge).
- Seat cushions with shaped foam + 1" layer of memory foam on top; arm with memory foam.
- Stitching: Small thread in fabric & large flat thread in leather.
- Lounge chair reclining back items with "Push Back" mechanism; wall clearance 10".
- *Excludes 043 & 163 chairs: Wall clearance 16"

Note: 2 recliner seats separated by a corner can not be opened at the same time. No recliner seats beside #155 Small Square Corner.

OPTIONS

- Battery Pack: Add \$125/ea.
- Motorized headrest: Add \$125 ea. (Motorized headrest N/A on stationary & lounge chair items).
- Choice of Large or Small 6" Arm: Leg on LARGE arm: LG103 wood or LG189 metal (Black or Chrome). SMALL Arm: LG08 wood or LG196 metal (Black or Chrome). Specify colour.
- Seat Depth: 20" or *22". *22" seat depth N/A on chairs 043 & 163.
- 043 & 163 Chairs: with wood base, add \$165 (specify colour).

ACCESSORIES (Available only on *items 159-160-190)

- Metal Cup Holder: \$25 ea. (1 on 160-190 & 2 side by side on 159). Specify colour: Stainless, Black or Antique Gold.
- Accessories: Grommet \$35 ea. | Swivel tray & Wine Glass holder \$20 ea., Tablet holder \$40 & LED Lamp \$50.
- *STORAGE items 159-160-190 with 2 USB/Electric outlets. *Must be used between 2 seats. Pieces are plain (without arm detail) & are not finished on the sides.

| Description | L x D x H | Leather | | | | | | Fabric | | |
|--|----------------|------------|-------------------------------|--|---|----------------------------------|--------------|--------|----------|------|
| | | 10 Pony | 20 Hugo Madras Softy | 30 Empire Fantasy Illusion Tucson Utah Vintage Yukon | 40 Diamond Elegance Princess Santiago Sensation Sunset Trina Victoria | 50 Bull Cassiope Dublin | 60 Caress | A | B COM | C |
| 178 ARMLESS DOUBLE CHAIR BUMPER LEFT | 52x40x33/40 | 1160 | 1230 | 1300 | 1370 | 1445 | 1515 | 910 | 955 | 1000 |
| 179 ARMLESS DOUBLE CHAIR BUMPER RIGHT | 52x40x33/40 | 1160 | 1230 | 1300 | 1370 | 1445 | 1515 | 910 | 955 | 1000 |
| 186 ARMLESS LOVESEAT BUMPER STORAGE-L | 68x40x33/40 | 1815 | 1890 | 1970 | 2045 | 2120 | 2200 | 1435 | 1495 | 1555 |
| 187 ARMLESS LOVESEAT BUMPER STORAGE-R | 68x40x33/40 | 1815 | 1890 | 1970 | 2045 | 2120 | 2200 | 1435 | 1495 | 1555 |
| 188 ARMLESS CHAIR BUMPER STORAGE-L | 45x40x33/40 | 1205 | 1275 | 1345 | 1420 | 1490 | 1560 | 955 | 985 | 1015 |
| 189 ARMLESS CHAIR BUMPER STORAGE-R | 45x40x33/40 | 1205 | 1275 | 1345 | 1420 | 1490 | 1560 | 955 | 985 | 1015 |
| 190 SMALL WEDGE STORAGE | 10/20x35x22 | 540 | 565 | 590 | 615 | 645 | 670 | 410 | 420 | 430 |
| 221 ARMLESS DBL CHAIR BUMPER STORAGE-L | 52x40x33/40 | 1280 | 1350 | 1425 | 1495 | 1565 | 1635 | 1025 | 1075 | 1125 |
| 222 ARMLESS DBL CHAIR BUMPER STORAGE-R | 52x40x33/40 | 1280 | 1350 | 1425 | 1495 | 1565 | 1635 | 1025 | 1075 | 1125 |
| 223 APT SOFA NO ARM BUMPER STORAGE-L | 82x40x33/40 | 1995 | 2100 | 2210 | 2315 | 2425 | 2530 | 1565 | 1640 | 1720 |
| 224 APT SOFA NO ARM BUMPER STORAGE-R | 82x40x33/40 | 1995 | 2100 | 2210 | 2315 | 2425 | 2530 | 1565 | 1640 | 1720 |
| 230 DBLE LOUNGE CHAIR RECLINING BACK L-ARM | 42x62x33/40 | 1575 | 1650 | 1730 | 1805 | 1880 | 1960 | 1235 | 1305 | 1375 |
| 231 DBLE LOUNGE CHAIR RECLINING BACK R-ARM | 42x62x33/40 | 1575 | 1650 | 1730 | 1805 | 1880 | 1960 | 1235 | 1305 | 1375 |
| 232 LOUNGE CHAIR RECLINING BACK LEFT ARM | 35x62x33/40 | 1460 | 1530 | 1600 | 1675 | 1745 | 1815 | 1160 | 1205 | 1250 |
| 233 LOUNGE CHAIR RECLINING BACK RIGHT ARM | 35x62x33/40 | 1460 | 1530 | 1600 | 1675 | 1745 | 1815 | 1160 | 1205 | 1250 |
| 234 SECTIONAL APT SOFA BUMPER LEFT | 96x40/44x33/40 | 2310 | 2440 | 2565 | 2695 | 2820 | 2950 | 1685 | 1765 | 1845 |

SYDNEY

FEATURES:

- *Wall hugger power recliners with full footrest (manual n/a).
- Manual adjustable headrest on all items (2 on square corner & stationary on wedge).
- Seat cushions with shaped foam + 1" layer of memory foam on top; arm with memory foam.
- Stitching: Small thread in fabric & large flat thread in leather.
- Lounge chair reclining back items with "Push Back" mechanism; wall clearance 10".
- *Excludes 043 & 163 chairs: Wall clearance 16"

Note: 2 recliner seats separated by a corner can not be opened at the same time. No recliner seats beside #155 Small Square Corner.

OPTIONS

- Battery Pack: Add \$125/ea.
- Motorized headrest: Add \$125 ea. (Motorized headrest N/A on stationary & lounge chair items).
- Choice of Large or Small 6" Arm: Leg on LARGE arm: LG103 wood or LG189 metal (Black or Chrome). SMALL Arm: LG08 wood or LG196 metal (Black or Chrome). Specify colour.
- Seat Depth: 20" or *22". *22" seat depth N/A on chairs 043 & 163.
- 043 & 163 Chairs: with wood base, add \$165 (specify colour).

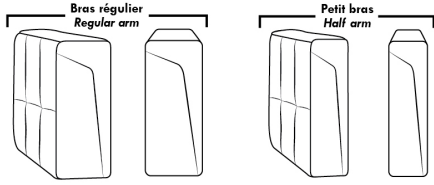
ACCESSORIES (Available only on *items 159-160-190)

- Metal Cup Holder: \$25 ea. (1 on 160-190 & 2 side by side on 159). Specify colour: Stainless, Black or Antique Gold.
- Accessories: Grommet \$35 ea. | Swivel tray & Wine Glass holder \$20 ea., Tablet holder \$40 & LED Lamp \$50.
- *STORAGE items 159-160-190 with 2 USB/Electric outlets. *Must be used between 2 seats. Pieces are plain (without arm detail) & are not finished on the sides.

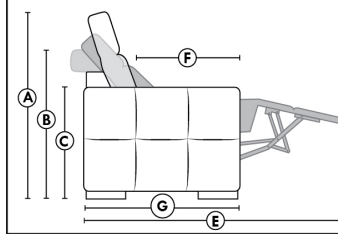
| Description | L x D x H | Leather | | | | | | Fabric | | |
|-------------------------------------|----------------|------------|-------------------------------|--|---|----------------------------------|--------------|--------|----------|------|
| | | 10 Pony | 20 Hugo Madras Softy | 30 Empire Fantasy Illusion Tucson Utah Vintage Yukon | 40 Diamond Elegance Princess Santiago Sensation Sunset Trina Victoria | 50 Bull Cassiope Dublin | 60 Caress | A | B COM | C |
| 235 SECTIONAL APT SOFA BUMPER RIGHT | 96x40/44x33/40 | 2310 | 2440 | 2565 | 2695 | 2820 | 2950 | 1685 | 1765 | 1845 |
| CONFIGURATIONS | | | | | | | | | | |
| A CONFIG (169-170) | 84X40X40 | 2960 | 3090 | 3220 | 3360 | 3490 | 3620 | 2430 | 2560 | 2690 |
| B CONFIG (169-171-174) | 115X62X40 | 4080 | 4270 | 4460 | 4660 | 4850 | 5040 | 3300 | 3485 | 3665 |
| C CONFIG (096-055-171-170) | 116X116X40 | 6010 | 6300 | 6590 | 6895 | 7185 | 7475 | 4775 | 5010 | 5240 |
| D CONFIG (169-171-235) | 116X96X40 | 4955 | 5195 | 5430 | 5675 | 5910 | 6150 | 3855 | 4050 | 4245 |
| J CONFIG (041-042) | 70X40X40 | 2810 | 2920 | 3030 | 3140 | 3250 | 3370 | 2330 | 2400 | 2470 |
| K CONFIG (041-071-005) | 94X62X40 | 3815 | 3970 | 4135 | 4290 | 4445 | 4605 | 3120 | 3245 | 3370 |
| L CONFIG (012-055-071-042) | 102X102X40 | 5670 | 5935 | 6205 | 6480 | 6745 | 7015 | 4555 | 4740 | 4915 |
| M CONFIG (041-071-024) | 103X89X40 | 4725 | 4960 | 5205 | 5440 | 5680 | 5920 | 3685 | 3850 | 4010 |

SYDNEY

OPTIMA

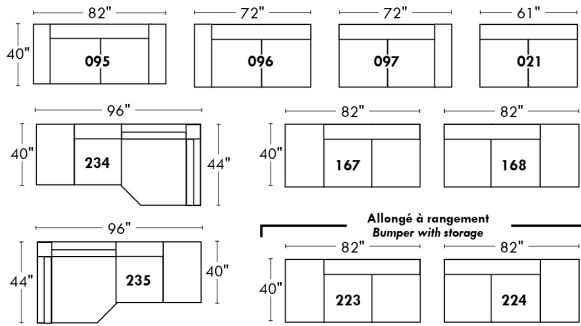


Spécifications | Specifications

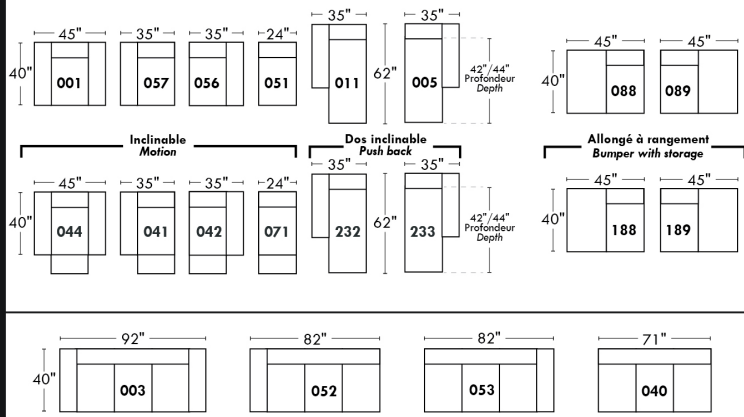
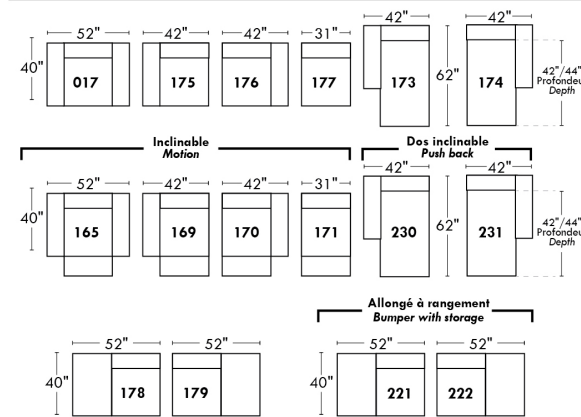
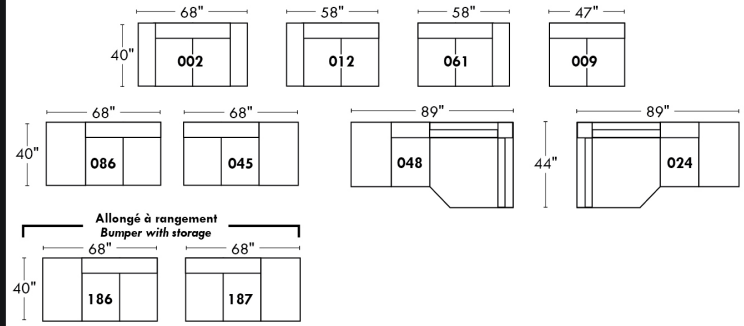


- Appui-tête levé Headrest up
 - Appui-tête baissé Headrest down
 - Complètement incliné Fully reclined
- (A)** Hauteur complète 40" Total Height
(B) Hauteur appui-tête baissé 33" Height headrest down
(C) Hauteur du bras 22,5" Arm Height
(D) Hauteur du siège 19,5" Seat height
(E) Profondeur inclinée 65" Depth fully reclined
(F) Profondeur d'assise 20" ou/ or 22" Seat depth
(G) Profondeur appui-tête monté 36" Depth with headrest up

Siège 30" de large | 30" Seat Width



Siège 23" de large | 23" Seat Width



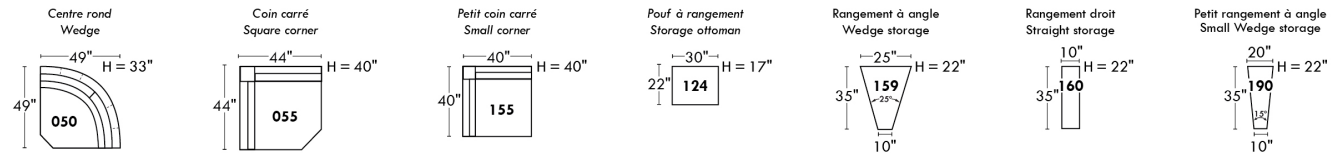
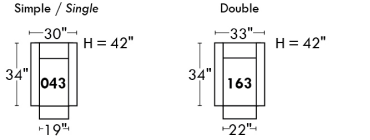
Autres | Others

Fauteuil berçant, pivotant et inclinable

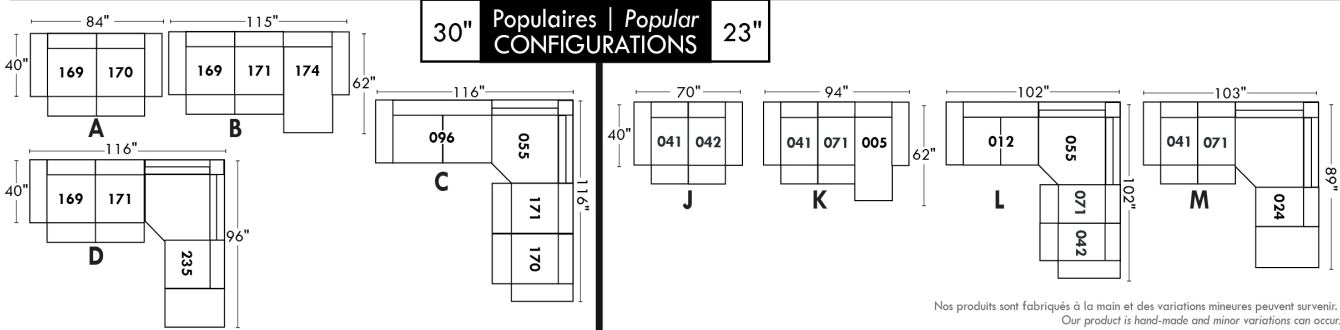
N'est pas un mécanisme protège-mur
Dégagement mural: 16"

Swivel, rocking motion chair

Not a wall hugger mechanism
Wall clearance: 16"



30" Populaires | Popular CONFIGURATIONS 23"



Nos produits sont fabriqués à la main et des variations mineures peuvent survenir.
Our product is hand-made and minor variations can occur.

CDN Price List

TALBOT

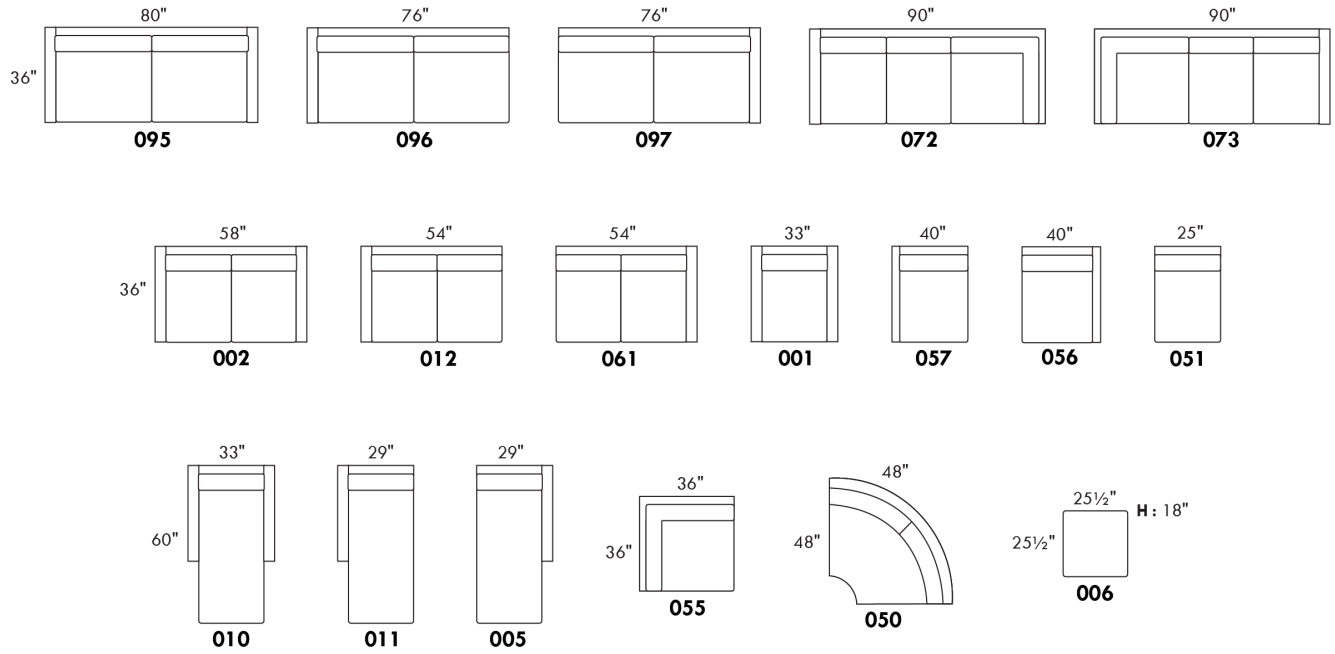
LEGS: LG60 metal or LG302 wood. If wood, specify leg colour.
COMBO AVAILABLE: Cover #1 base and arm. / Cover #2 back and seat.

| Description | L x D x H | Leather | | | | | | Fabric | | |
|------------------------------|--------------|------------|-------------------------------|--|---|----------------------------------|--------------|--------|----------|------|
| | | 10 Pony | 20 Hugo Madras Softy | 30 Empire Fantasy Illusion Tucson Utah Vintage Yukon | 40 Diamond Elegance Princess Santiago Sensation Sunset Trina Victoria | 50 Bull Cassiope Dublin | 60 Caress | A | B COM | C |
| 001 CHAIR | 33X36X35 | 1105 | 1170 | 1240 | 1315 | 1375 | 1440 | 770 | 815 | 855 |
| 002 LOVESEAT | 58X36X35 | 1520 | 1610 | 1715 | 1805 | 1890 | 1985 | 1095 | 1155 | 1210 |
| 005 LOUNGE CHAIR RIGHT ARM | 29X60X35 | 1095 | 1170 | 1250 | 1335 | 1415 | 1495 | 800 | 850 | 915 |
| 006 OTTOMAN | 25.5X25.5X18 | 515 | 535 | 565 | 585 | 615 | 645 | 410 | 420 | 435 |
| 010 LOUNGE CHAIR | 33X60X35 | 1305 | 1380 | 1465 | 1545 | 1620 | 1710 | 875 | 940 | 980 |
| 011 LOUNGE CHAIR LEFT ARM | 29X60X35 | 1095 | 1170 | 1250 | 1335 | 1415 | 1495 | 800 | 850 | 915 |
| 012 LOVESEAT LEFT ARM | 54X36X35 | 1320 | 1405 | 1495 | 1575 | 1665 | 1750 | 1030 | 1095 | 1140 |
| 050 WEDGE | 48X48X35 | 1105 | 1185 | 1250 | 1330 | 1405 | 1470 | 810 | 845 | 885 |
| 051 ARMLESS CHAIR | 25X36X35 | 745 | 810 | 875 | 955 | 1010 | 1080 | 655 | 695 | 735 |
| 055 SQUARE CORNER | 36X36X35 | 1065 | 1135 | 1215 | 1290 | 1355 | 1435 | 755 | 800 | 845 |
| 056 CHAIR RIGHT ARM | 40X36X35 | 955 | 1010 | 1090 | 1155 | 1215 | 1285 | 735 | 770 | 810 |
| 057 CHAIR LEFT ARM | 40X36X35 | 955 | 1010 | 1090 | 1155 | 1215 | 1285 | 735 | 770 | 810 |
| 061 LOVESEAT RIGHT ARM | 54X36X35 | 1320 | 1405 | 1495 | 1575 | 1665 | 1750 | 1030 | 1095 | 1140 |
| 072 SECTIONAL SOFA LEFT ARM | 90X36X35 | 2070 | 2185 | 2310 | 2430 | 2545 | 2660 | 1295 | 1355 | 1430 |
| 073 SECTIONAL SOFA RIGHT ARM | 90X36X35 | 2070 | 2185 | 2310 | 2430 | 2545 | 2660 | 1295 | 1355 | 1430 |
| 095 APARTMENT SOFA | 80X36X35 | 1880 | 1995 | 2120 | 2240 | 2360 | 2485 | 1165 | 1230 | 1295 |
| 096 APARTMENT SOFA LEFT ARM | 76X36X35 | 1690 | 1805 | 1935 | 2045 | 2160 | 2285 | 1120 | 1195 | 1250 |
| 097 APARTMENT SOFA RIGHT ARM | 76X36X35 | 1690 | 1805 | 1935 | 2045 | 2160 | 2285 | 1120 | 1195 | 1250 |
| CONFIGURATIONS | | | | | | | | | | |
| A CONF. A (096-050-051-005) | 124X102X35 | 4635 | 4970 | 5310 | 5665 | 5990 | 6330 | 3385 | 3585 | 3785 |
| B CONF. B (012-073) | 90X90X35 | 3390 | 3590 | 3805 | 4005 | 4210 | 4410 | 2325 | 2450 | 2570 |
| C CONF. C (072-051-005) | 90X90X35 | 3910 | 4165 | 4435 | 4720 | 4970 | 5235 | 2750 | 2900 | 3080 |
| D CONF. D (073-057) | 76X90X35 | 3025 | 3195 | 3400 | 3585 | 3760 | 3945 | 2030 | 2125 | 2240 |
| E CONF. E (057-050-097) | 124X88X35 | 3750 | 4000 | 4275 | 4530 | 4780 | 5040 | 2665 | 2810 | 2945 |
| F CONF. F (012-005) | 83X60X35 | 2415 | 2575 | 2745 | 2910 | 3080 | 3245 | 1830 | 1945 | 2055 |

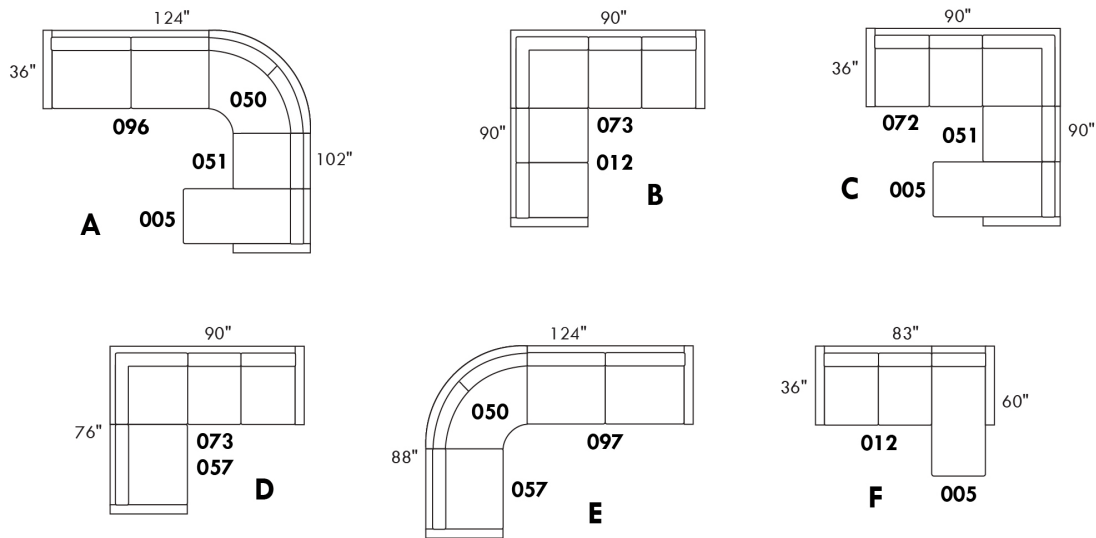
TALBOT



Hauteur complète 35" | Hauteur de siège 19" | Hauteur devant bras 24" | Profondeur d'assise 21"
 Total Height 35" | Seat Height 19" | Arm Height 24" | Seat Depth 21"



CONFIGURATIONS



www.jaymar.ca

Toutes les dimensions indiquées sont au pouce près. Nos produits sont fabriqués à la main et des variations mineures peuvent survenir.
 All dimensions indicated are to the nearest inch. Our product is hand-made and minor variations can occur.

CDN Price List

TAURUS

LG73 metal. Also available LG72 wood only, specify wood finish for LG72.

COMBO: Cover #2 on BACKS only.

OPTIONAL LEATHER PATCH ON TOP OF ARM:

FABRIC: Leather patch: Upcharge of \$50 per arm.

COMBO FABRIC & LEATHER: Leather patch no upcharge.

*REMARK: In leather, armless end pieces are not fully upholstered.

| Description | L x D x H | Leather | | | | | | Fabric | | |
|----------------------------|-----------|------------|-------------------------------|--|---|----------------------------------|--------------|--------|----------|------|
| | | 10 Pony | 20 Hugo Madras Softy | 30 Empire Fantasy Illusion Tucson Utah Vintage Yukon | 40 Diamond Elegance Princess Santiago Sensation Sunset Trina Victoria | 50 Bull Cassiope Dublin | 60 Caress | A | B COM | C |
| 001 CHAIR | 38X40X36 | 1205 | 1250 | 1320 | 1365 | 1420 | 1470 | 885 | 920 | 960 |
| 002 LOVESEAT | 66X40X36 | 1750 | 1830 | 1905 | 1990 | 2075 | 2150 | 1285 | 1330 | 1375 |
| 003 SOFA | 94X40X36 | 2115 | 2215 | 2325 | 2425 | 2520 | 2615 | 1600 | 1650 | 1720 |
| 005 LOUNGE CHAIR RIGHT ARM | 34X64X36 | 1170 | 1265 | 1355 | 1455 | 1545 | 1630 | 765 | 830 | 895 |
| 006 OTTOMAN | 40X25X18 | 515 | 535 | 565 | 585 | 615 | 645 | 410 | 420 | 435 |
| 009 ARMLESS LOVESEAT | 56X40X36 | 1460 | 1535 | 1610 | 1690 | 1755 | 1830 | 1030 | 1090 | 1130 |
| 010 LOUNGE CHAIR | 38X64X36 | 1315 | 1415 | 1530 | 1625 | 1740 | 1840 | 895 | 970 | 1030 |
| 011 LOUNGE CHAIR LEFT ARM | 34X64X36 | 1170 | 1265 | 1355 | 1455 | 1545 | 1630 | 765 | 830 | 895 |
| 012 LOVESEAT LEFT ARM | 61X40X36 | 1605 | 1685 | 1755 | 1830 | 1895 | 1975 | 1160 | 1205 | 1245 |
| 040 ARMLESS SOFA | 84X40X36 | 1820 | 1905 | 2015 | 2115 | 2215 | 2315 | 1410 | 1470 | 1540 |
| 051 ARMLESS CHAIR | 28X40X36 | 895 | 925 | 970 | 1000 | 1025 | 1065 | 670 | 700 | 725 |
| 052 SOFA LEFT ARM | 89X40X36 | 1965 | 2060 | 2160 | 2260 | 2360 | 2460 | 1490 | 1545 | 1605 |
| 053 SOFA RIGHT ARM | 89X40X36 | 1965 | 2060 | 2160 | 2260 | 2360 | 2460 | 1490 | 1545 | 1605 |
| 056 CHAIR RIGHT ARM | 33X40X36 | 1055 | 1105 | 1165 | 1215 | 1270 | 1325 | 770 | 810 | 845 |
| 057 CHAIR LEFT ARM | 33X40X36 | 1055 | 1105 | 1165 | 1215 | 1270 | 1325 | 770 | 810 | 845 |
| 061 LOVESEAT RIGHT ARM | 61X40X36 | 1605 | 1685 | 1755 | 1830 | 1895 | 1975 | 1160 | 1205 | 1245 |
| 076 ROUND CHAIR LEFT | 42X50X36 | 1195 | 1245 | 1320 | 1375 | 1435 | 1495 | 885 | 925 | 970 |
| 081 ROUND CHAIR RIGHT | 42X50X36 | 1195 | 1245 | 1320 | 1375 | 1435 | 1495 | 885 | 925 | 970 |
| CONFIGURATIONS | | | | | | | | | | |
| A CONF. A (076-009-081) | 140X50X36 | 3850 | 4025 | 4250 | 4440 | 4625 | 4820 | 2800 | 2940 | 3070 |
| B CONF. B (076-040-081) | 168X50X36 | 4210 | 4395 | 4655 | 4865 | 5085 | 5305 | 3180 | 3320 | 3480 |
| C CONF. C (076-009) | 98X50X36 | 2655 | 2780 | 2930 | 3065 | 3190 | 3325 | 1915 | 2015 | 2100 |
| D CONF. D (009-081) | 98X50X36 | 2655 | 2780 | 2930 | 3065 | 3190 | 3325 | 1915 | 2015 | 2100 |
| E CONF. E (012-005) | 94X64X36 | 2775 | 2950 | 3110 | 3285 | 3440 | 3605 | 1925 | 2035 | 2140 |
| F CONF. F (076-040) | 126X50X36 | 3015 | 3150 | 3335 | 3490 | 3650 | 3810 | 2295 | 2395 | 2510 |

CDN Price List

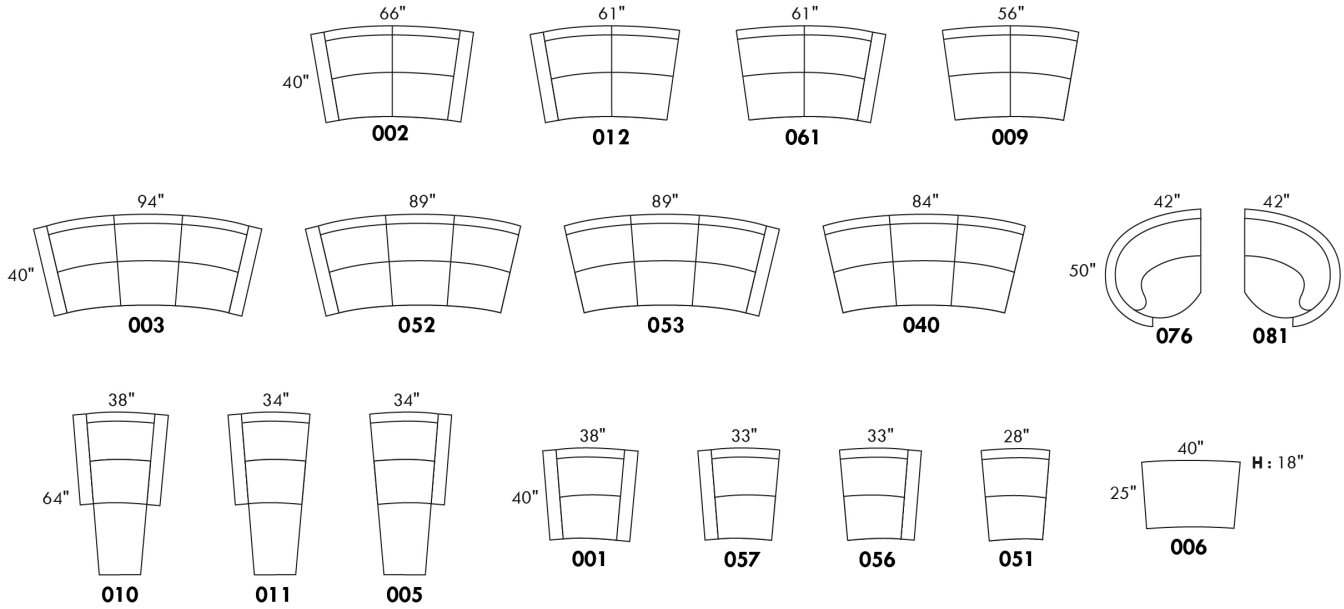
TAURUS

| Description | L x D x H | Leather | | | | | | Fabric | | |
|-------------------------|-----------|------------|-------------------------------|--|---|----------------------------------|--------------|--------|----------|------|
| | | 10 Pony | 20 Hugo Madras Softy | 30 Empire Fantasy Illusion Tucson Utah Vintage Yukon | 40 Diamond Elegance Princess Santiago Sensation Sunset Trina Victoria | 50 Bull Cassiope Dublin | 60 Caress | A | B COM | C |
| G CONF. G (040-081) | 126X50X36 | 3015 | 3150 | 3335 | 3490 | 3650 | 3810 | 2295 | 2395 | 2510 |
| H CONF. H (052-005) | 122X64X36 | 3135 | 3325 | 3515 | 3715 | 3905 | 4090 | 2255 | 2375 | 2500 |
| I CONF. I (076-040-005) | 159X64X36 | 4185 | 4415 | 4690 | 4945 | 5195 | 5440 | 3060 | 3225 | 3405 |
| J CONF. J (076-009-005) | 131X64X36 | 3825 | 4045 | 4285 | 4520 | 4735 | 4955 | 2680 | 2845 | 2995 |

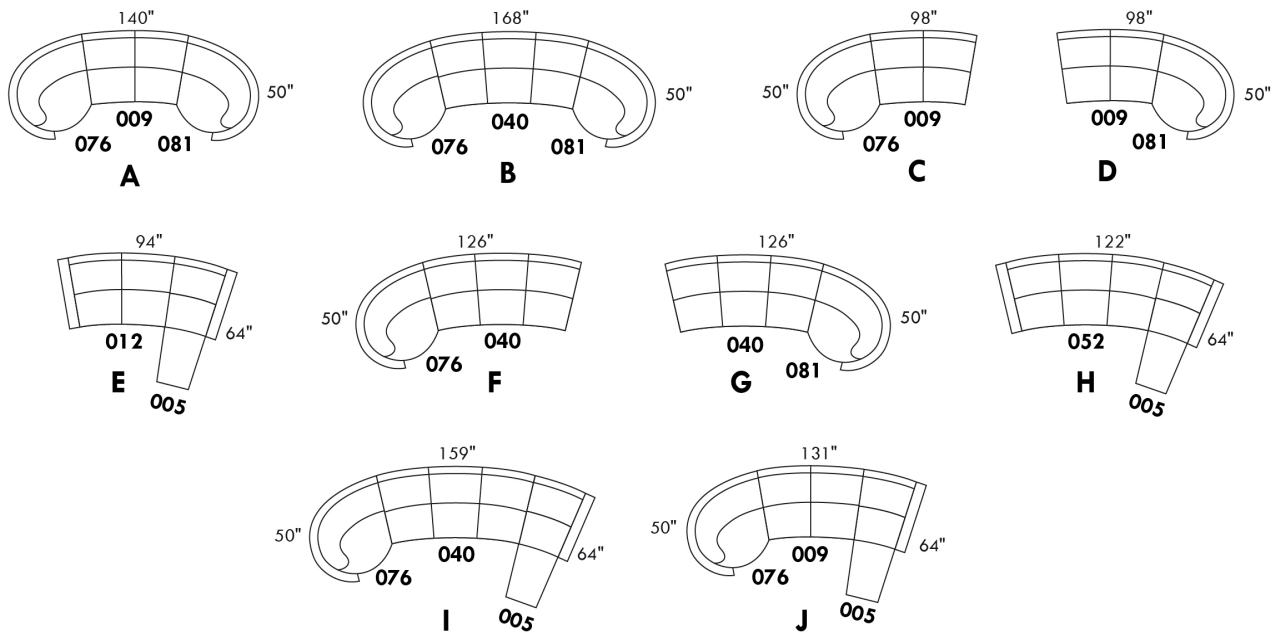
TAURUS



Hauteur complète 36" | Hauteur de siège 18" | Hauteur devant bras 27" | Profondeur d'assise 21"
 Total Height 36" | Seat Height 18" | Arm Height 27" | Seat Depth 21"



CONFIGURATIONS



www.jaymar.ca

Toutes les dimensions indiquées sont au pouce près. Nos produits sont fabriqués à la main et des variations mineures peuvent survenir.
 All dimensions indicated are to the nearest inch. Our product is hand-made and minor variations can occur.



TODD

FEATURES: Pocket coil in seat cushions. OPTION: Upholstered seat cushions with shaped foam and 1" layer of memory foam at no additional charge.

LEG: Specify colour of legs LG04.

In fabric, stitching will be with a thinner thread. PLAIN FABRIC RECOMMENDED.

IN LEATHER available with CONTRASTING THREAD: Upcharge of \$50/piece. Specify thread number: 005-Black, 087-Beige, 103-Brown, 111-White.

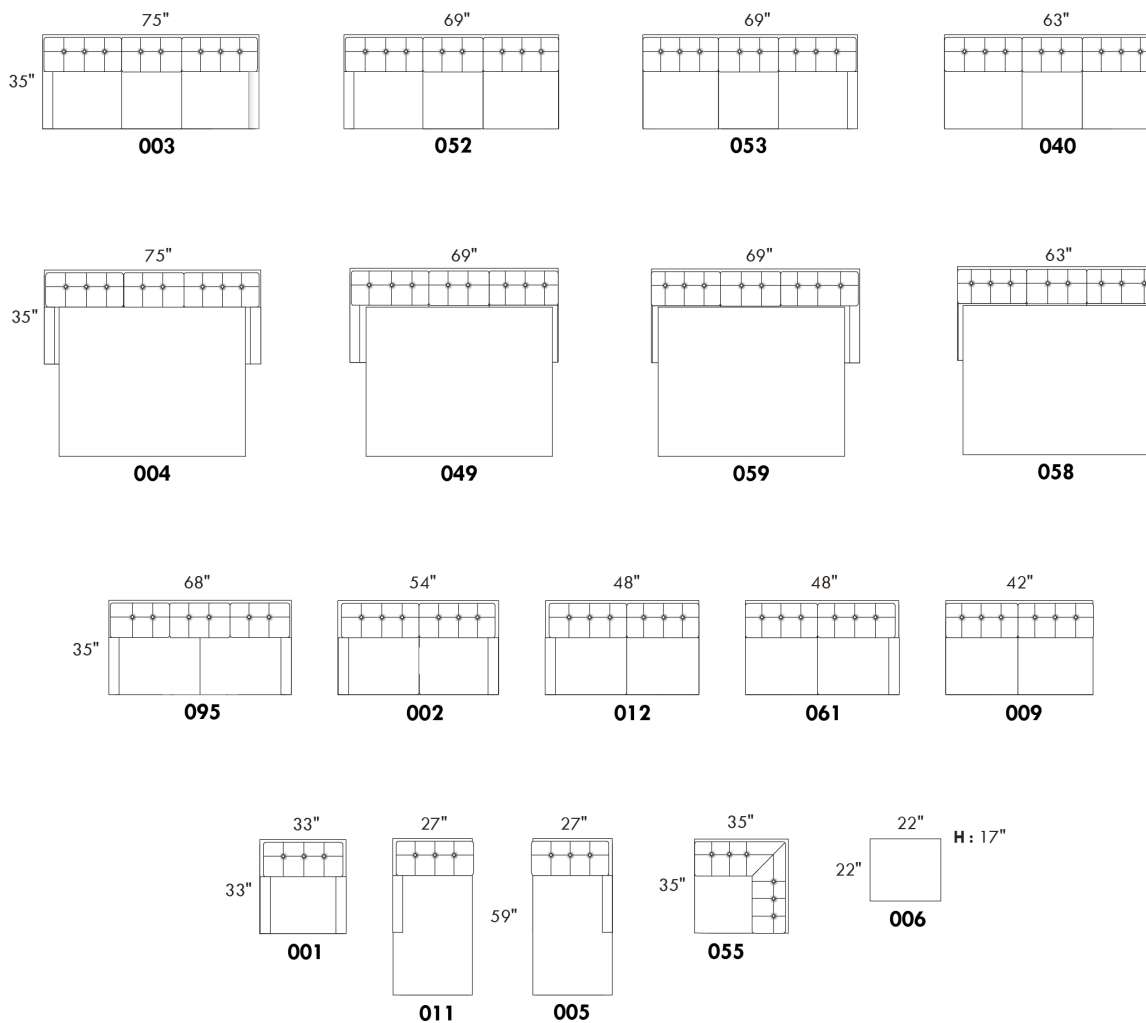
Sofa bed: Slat support system with 2" mattress included.

| Description | L x D x H | Leather | | | | | | Fabric | | |
|-------------------------------|-----------|------------|-------------------------------|--|---|----------------------------------|--------------|--------|----------|------|
| | | 10 Pony | 20 Hugo Madras Softy | 30 Empire Fantasy Illusion Tucson Utah Vintage Yukon | 40 Diamond Elegance Princess Santiago Sensation Sunset Trina Victoria | 50 Bull Cassiope Dublin | 60 Caress | A | B COM | C |
| 001 CHAIR | 33X35X33 | 1135 | 1205 | 1275 | 1340 | 1410 | 1470 | 830 | 865 | 910 |
| 002 LOVESEAT | 54X35X33 | 1545 | 1635 | 1750 | 1845 | 1955 | 2045 | 1090 | 1155 | 1215 |
| 003 SOFA | 75X35X33 | 1815 | 1945 | 2070 | 2195 | 2315 | 2440 | 1305 | 1375 | 1445 |
| 004 DOUBLE SOFA BED | 75X35X33 | 2105 | 2220 | 2345 | 2475 | 2590 | 2710 | 1610 | 1690 | 1755 |
| 005 LOUNGE CHAIR RIGHT ARM | 27X59X33 | 1330 | 1420 | 1520 | 1610 | 1710 | 1785 | 895 | 965 | 1020 |
| 006 OTTOMAN | 22X22X17 | 460 | 510 | 540 | 570 | 605 | 640 | 395 | 405 | 415 |
| 009 ARMLESS LOVESEAT | 42X35X33 | 1250 | 1350 | 1460 | 1560 | 1650 | 1755 | 945 | 1000 | 1065 |
| 011 LOUNGE CHAIR LEFT ARM | 27X59X33 | 1330 | 1420 | 1520 | 1610 | 1710 | 1785 | 895 | 965 | 1020 |
| 012 LOVESEAT LEFT ARM | 48X35X33 | 1395 | 1495 | 1600 | 1700 | 1785 | 1890 | 1005 | 1065 | 1120 |
| 040 ARMLESS SOFA | 63X35X33 | 1520 | 1635 | 1770 | 1895 | 2020 | 2150 | 1140 | 1225 | 1305 |
| 049 DOUBLE SOFA BED LEFT ARM | 69X35X33 | 1960 | 2085 | 2210 | 2335 | 2460 | 2590 | 1540 | 1615 | 1700 |
| 052 SOFA LEFT ARM | 69X35X33 | 1650 | 1775 | 1905 | 2035 | 2160 | 2290 | 1225 | 1305 | 1380 |
| 053 SOFA RIGHT ARM | 69X35X33 | 1650 | 1775 | 1905 | 2035 | 2160 | 2290 | 1225 | 1305 | 1380 |
| 055 SQUARE CORNER | 35X35X33 | 1095 | 1185 | 1270 | 1350 | 1440 | 1530 | 830 | 870 | 920 |
| 058 DOUBLE SOFA BED NO ARM | 63X35X33 | 1830 | 1960 | 2090 | 2210 | 2335 | 2460 | 1460 | 1535 | 1605 |
| 059 DOUBLE SOFA BED RIGHT ARM | 69X35X33 | 1960 | 2085 | 2210 | 2335 | 2460 | 2590 | 1540 | 1615 | 1700 |
| 061 LOVESEAT RIGHT ARM | 48X35X33 | 1395 | 1495 | 1600 | 1700 | 1785 | 1890 | 1005 | 1065 | 1120 |
| 095 APARTMENT SOFA | 68X35X33 | 1730 | 1835 | 1955 | 2060 | 2175 | 2285 | 1230 | 1305 | 1375 |

TODD



Hauteur complète 33" | Hauteur de siège 18½" | Profondeur d'assise 21"
 Total Height 33" | Seat Height 18½" | Seat Depth 21"



www.jaymar.ca

Toutes les dimensions indiquées sont au pouce près. Nos produits sont fabriqués à la main et des variations mineures peuvent survenir.
 All dimensions indicated are to the nearest inch. Our product is hand-made and minor variations can occur.

CDN Price List

TOULOUSE

FEATURES: Modern style with tufted headrest & base. Manual headrest adjustable to 1 position.
SPECS: Seat Depth: 23". Arm Height: 21". Seat Height: 16,5".

LEG: LG103 wood (specify colour).

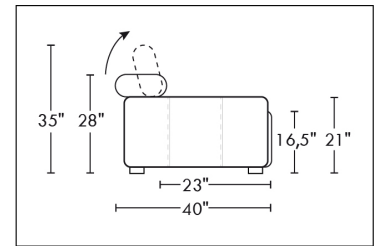
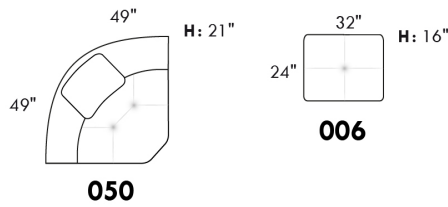
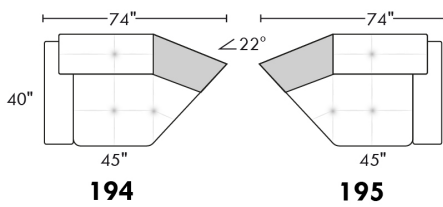
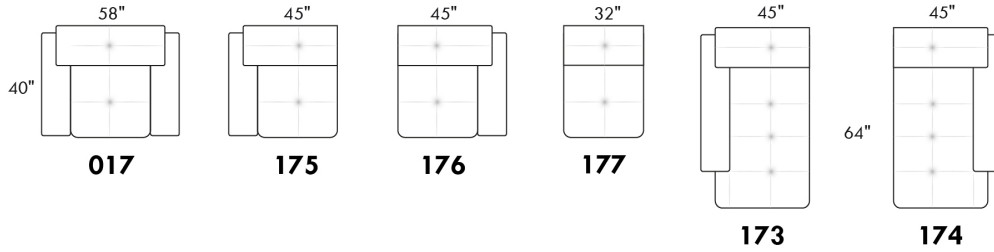
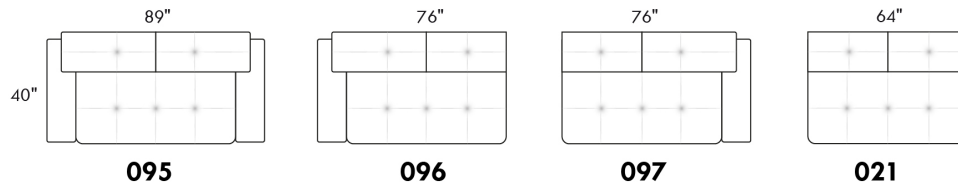
ITEMS #194 & #195 Double Angle Chair: Specify colour of wood insert.

| Description | L x D x H | Leather | | | | | | Fabric | | |
|-----------------------------------|---------------|------------|-------------------------------|---|---|----------------------------------|--------------|--------|----------|------|
| | | 10 Pony | 20 Hugo Madras Softy | 30 Empire Fantasy Illusion Tucson Utah Vintage Yukon | 40 Diamond Elegance Princess Santiago Sensation Sunset Trina Victoria | 50 Bull Cassiope Dublin | 60 Caress | A | B COM | C |
| 006 OTTOMAN | 32x24x16 | 580 | 640 | 690 | 745 | 795 | 845 | 480 | 495 | 510 |
| 017 DOUBLE CHAIR | 58x40x28/35 | 1350 | 1480 | 1605 | 1735 | 1860 | 1990 | 1000 | 1055 | 1110 |
| 021 APARTMENT SOFA NO ARM | 64x40x28/35 | 1855 | 1965 | 2070 | 2175 | 2280 | 2385 | 1485 | 1550 | 1610 |
| 050 WEDGE | 49x49x21 | 1275 | 1375 | 1485 | 1590 | 1700 | 1805 | 1010 | 1060 | 1110 |
| 095 APARTMENT SOFA | 89x40x28/35 | 2280 | 2465 | 2640 | 2820 | 3005 | 3180 | 1740 | 1815 | 1885 |
| 096 APARTMENT SOFA LEFT ARM | 76x40x28/35 | 2070 | 2215 | 2355 | 2500 | 2640 | 2785 | 1610 | 1685 | 1750 |
| 097 APARTMENT SOFA RIGHT ARM | 76x40x28/35 | 2070 | 2215 | 2355 | 2500 | 2640 | 2785 | 1610 | 1685 | 1750 |
| 173 DOUBLE LOUNGE CHAIR LEFT ARM | 45x64x28/35 | 1785 | 1940 | 2085 | 2235 | 2380 | 2530 | 1360 | 1440 | 1510 |
| 174 DOUBLE LOUNGE CHAIR RIGHT ARM | 45x64x28/35 | 1785 | 1940 | 2085 | 2235 | 2380 | 2530 | 1360 | 1440 | 1510 |
| 175 DOUBLE CHAIR LEFT ARM | 45x40x28/35 | 1140 | 1230 | 1320 | 1415 | 1500 | 1590 | 870 | 925 | 975 |
| 176 DOUBLE CHAIR RIGHT ARM | 45x40x28/35 | 1140 | 1230 | 1320 | 1415 | 1500 | 1590 | 870 | 925 | 975 |
| 177 ARMLESS DOUBLE CHAIR | 32x40x28/35 | 930 | 980 | 1035 | 1085 | 1140 | 1195 | 745 | 790 | 835 |
| 194 DBL ANGLE CHAIR L-ARM | 74x40x28/35 | 1345 | 1455 | 1560 | 1670 | 1770 | 1875 | 1080 | 1150 | 1210 |
| 195 DBL ANGLE CHAIR R-ARM | 74x40x28/35 | 1345 | 1455 | 1560 | 1670 | 1770 | 1875 | 1080 | 1150 | 1210 |
| CONFIGURATIONS | | | | | | | | | | |
| A CONFIG (175-177-176) | 122X40X28/35 | 3210 | 3440 | 3675 | 3915 | 4140 | 4375 | 2485 | 2640 | 2785 |
| B CONFIG (194-097) | 136X72X28/35 | 3415 | 3670 | 3915 | 4170 | 4410 | 4660 | 2690 | 2835 | 2960 |
| C CONFIG (096-174) | 121X64X28/35 | 3855 | 4155 | 4440 | 4735 | 5020 | 5315 | 2970 | 3125 | 3260 |
| D CONFIG (173-021-195) | 169X72X28/35 | 4985 | 5360 | 5715 | 6080 | 6430 | 6790 | 3925 | 4140 | 4330 |
| E CONFIG (096-050-097) | 125X125X28/35 | 5415 | 5805 | 6195 | 6590 | 6980 | 7375 | 4230 | 4430 | 4610 |

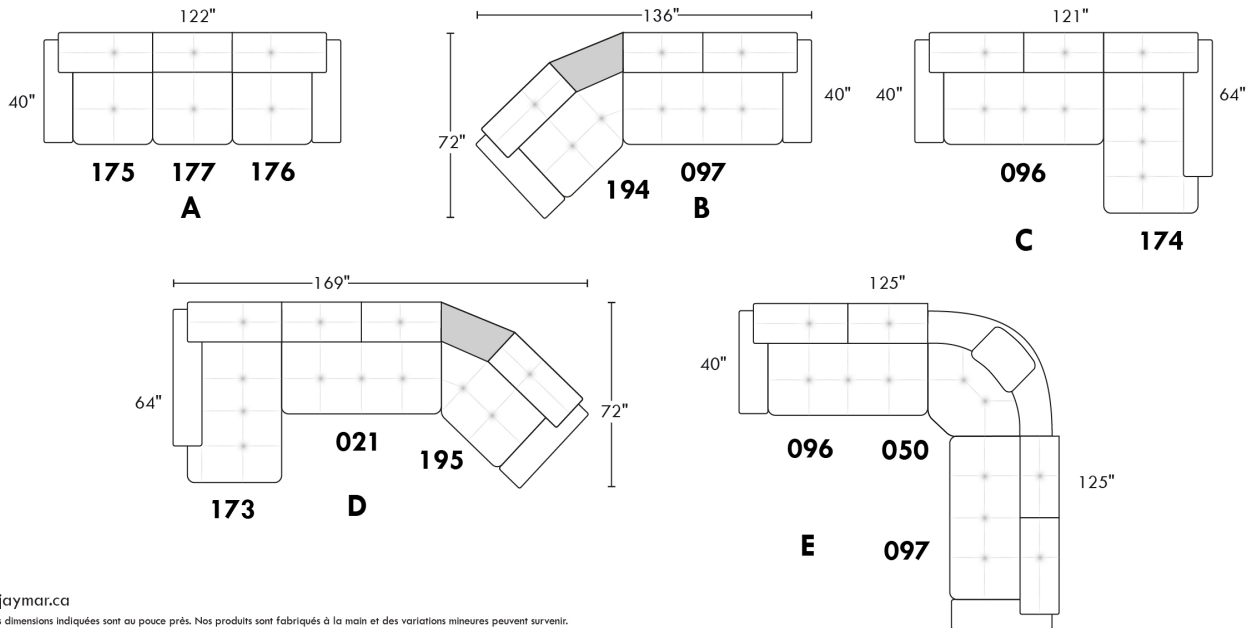
TOULOUSE



Hauteur complète 28"/35" | Hauteur de siège 16½" | Hauteur devant bras 21" | Profondeur d'assise 23"
 Total Height 28"/35" | Seat Height 16½" | Arm Height 21" | Seat Depth 23"



CONFIGURATIONS



www.jaymar.ca
 Toutes les dimensions indiquées sont au pouce près. Nos produits sont fabriqués à la main et des variations mineures peuvent survenir.
 All dimensions indicated are to the nearest inch. Our product is hand-made and minor variations can occur.

CDN Price List



TRENDY

FEATURES: Adjustable headrest. Upholstery of seat cushions with memory foam & full footrest. Choice of wood or metal legs or no legs. Stitching: small thread in fabric & in leather.

SPECS: Arm height: with leg 24" (no leg 23"). Seat Height: with leg 19" (no leg 18"). Seat Depth: 21". Recliner chair fully reclined: 60". Wall distance: 6". Lounge Chair Reclining Back: with "Push Back" mechanism. Wall distance: 10".

OPTIONS - Specify on your order:

LEGS: With wood leg LG08 (specify colour) or metal LG64 OR no leg.

Items with STORAGE (159 & 160): Provide SKETCH of your config.

#159: 2 Cup holders included. #160: 1 Cup holder included. SPECIFY colour: Stainless, Black Metal or Antique Gold.

Inside SPACE: 6.5" W x 13" D x 10" H.

ACCESSORIES for items with STORAGE only (159 & 160): Wine glass holder each \$45 or E-tablet holder each \$60.

UPHOLSTERED TABLE (077 or 154): Specify colour of wood table top.

MANUAL RECLINER N/A. Motorized mechanism already included in price of recliner chair items (165-169-170-171 | 044-041-042-071-043-163). For motorized WIRELESS (battery) option; add \$125.

N.B.: 2 reclining seats SEPARATED BY an UPHOLSTERED TABLE 077 or 154 cannot be opened at the same time.

| Description | L x D x H | Leather | | | | | | Fabric | | |
|------------------------------------|-----------|------------|-------------------------------|---|---|----------------------------------|--------------|--------|----------|------|
| | | 10 Pony | 20 Hugo Madras Softy | 30 Empire Fantasy Illusion Tucson Utah Vintage Yukon | 40 Diamond Elegance Princess Santiago Sensation Sunset Trina Victoria | 50 Bull Cassiope Dublin | 60 Caress | A | B COM | C |
| 001 CHAIR | 35X37X42 | 1200 | 1275 | 1355 | 1440 | 1520 | 1600 | 910 | 950 | 980 |
| 002 LOVESEAT | 57X37X42 | 1715 | 1815 | 1905 | 2010 | 2110 | 2210 | 1285 | 1340 | 1395 |
| 003 SOFA | 79X37X42 | 2030 | 2155 | 2285 | 2400 | 2530 | 2645 | 1515 | 1595 | 1685 |
| 005 LOUNGE CHAIR RIGHT ARM | 29X64X42 | 1115 | 1185 | 1240 | 1305 | 1365 | 1430 | 835 | 885 | 945 |
| 006 OTTOMAN | 24X24X19 | 470 | 515 | 545 | 580 | 615 | 660 | 395 | 405 | 415 |
| 009 ARMLESS LOVESEAT | 44X37X42 | 1230 | 1290 | 1350 | 1415 | 1480 | 1540 | 910 | 970 | 1025 |
| 011 LOUNGE CHAIR LEFT ARM | 29X64X42 | 1115 | 1185 | 1240 | 1305 | 1365 | 1430 | 835 | 885 | 945 |
| 012 LOVESEAT LEFT ARM | 50X37X42 | 1480 | 1560 | 1630 | 1720 | 1805 | 1880 | 1100 | 1155 | 1210 |
| 017 DOUBLE CHAIR | 43X37X42 | 1270 | 1355 | 1445 | 1535 | 1615 | 1710 | 960 | 1010 | 1065 |
| 021 APARTMENT SOFA NO ARM | 59X37X42 | 1415 | 1495 | 1575 | 1650 | 1740 | 1820 | 1040 | 1110 | 1185 |
| 040 ARMLESS SOFA | 66X37X42 | 1555 | 1630 | 1730 | 1815 | 1895 | 1985 | 1140 | 1225 | 1305 |
| 041 RECLINING CHAIR LEFT ARM | 29X37X42 | 1235 | 1285 | 1340 | 1395 | 1460 | 1510 | 990 | 1030 | 1065 |
| 042 RECLINING CHAIR RIGHT ARM | 29X37X42 | 1235 | 1285 | 1340 | 1395 | 1460 | 1510 | 990 | 1030 | 1065 |
| 043 SWIVEL ROCKING RECLINING CHAIR | 30X34X42 | 1590 | 1670 | 1760 | 1845 | 1930 | 2020 | 1280 | 1330 | 1365 |
| 044 RECLINER CHAIR | 35X37X42 | 1475 | 1545 | 1620 | 1700 | 1765 | 1845 | 1180 | 1215 | 1255 |
| 045 ARMLESS LOVESEAT BUMPER RIGHT | 65X37X42 | 1460 | 1545 | 1625 | 1720 | 1810 | 1890 | 1080 | 1140 | 1205 |
| 050 WEDGE | 51X51X27 | 1275 | 1355 | 1440 | 1520 | 1600 | 1690 | 960 | 1000 | 1040 |
| 051 ARMLESS CHAIR | 22X37X42 | 525 | 565 | 605 | 655 | 700 | 740 | 390 | 425 | 470 |

CDN Price List



TRENDY

FEATURES: Adjustable headrest. Upholstery of seat cushions with memory foam & full footrest. Choice of wood or metal legs or no legs. Stitching: small thread in fabric & in leather.

SPECS: Arm height: with leg 24" (no leg 23"). Seat Height: with leg 19" (no leg 18"). Seat Depth: 21". Recliner chair fully reclined: 60". Wall distance: 6". Lounge Chair Reclining Back: with "Push Back" mechanism. Wall distance: 10".

OPTIONS - Specify on your order:

LEGS: With wood leg LG08 (specify colour) or metal LG64 OR no leg.

Items with STORAGE (159 & 160): Provide SKETCH of your config.

#159: 2 Cup holders included. #160: 1 Cup holder included. SPECIFY colour: Stainless, Black Metal or Antique Gold.

Inside SPACE: 6.5" W x 13" D x 10" H.

ACCESSORIES for items with STORAGE only (159 & 160): Wine glass holder each \$45 or E-tablet holder each \$60.

UPHOLSTERED TABLE (077 or 154): Specify colour of wood table top.

MANUAL RECLINER N/A. Motorized mechanism already included in price of recliner chair items (165-169-170-171 | 044-041-042-071-043-163). For motorized WIRELESS (battery) option; add \$125.

N.B.: 2 reclining seats SEPARATED BY an UPHOLSTERED TABLE 077 or 154 cannot be opened at the same time.

| Description | L x D x H | Leather | | | | | | Fabric | | |
|---------------------------------------|---------------|------------|-------------------------------|---|---|----------------------------------|--------------|--------|----------|------|
| | | 10 Pony | 20 Hugo Madras Softy | 30 Empire Fantasy Illusion Tucson Utah Vintage Yukon | 40 Diamond Elegance Princess Santiago Sensation Sunset Trina Victoria | 50 Bull Cassiope Dublin | 60 Caress | A | B COM | C |
| 052 SOFA LEFT ARM | 72X37X42 | 1805 | 1900 | 2010 | 2115 | 2220 | 2330 | 1330 | 1410 | 1490 |
| 053 SOFA RIGHT ARM | 72X37X42 | 1805 | 1900 | 2010 | 2115 | 2220 | 2330 | 1330 | 1410 | 1490 |
| 056 CHAIR RIGHT ARM | 29X37X42 | 965 | 1015 | 1070 | 1130 | 1190 | 1240 | 720 | 755 | 795 |
| 057 CHAIR LEFT ARM | 29X37X42 | 965 | 1015 | 1070 | 1130 | 1190 | 1240 | 720 | 755 | 795 |
| 061 LOVESEAT RIGHT ARM | 50X37X42 | 1480 | 1560 | 1630 | 1720 | 1805 | 1880 | 1100 | 1155 | 1210 |
| 071 ARMLESS RECLINING CHAIR | 22X37X42 | 985 | 1030 | 1080 | 1115 | 1160 | 1205 | 805 | 855 | 910 |
| 077 UPHOLSTERED TABLE | 35X35X19 | 640 | 710 | 775 | 840 | 915 | 980 | 515 | 550 | 590 |
| 086 ARMLESS LOVESEAT BUMPER LEFT | 65X37X42 | 1460 | 1545 | 1625 | 1720 | 1810 | 1890 | 1080 | 1140 | 1205 |
| 088 ARMLESS CHAIR BUMPER LEFT | 43X37X42 | 955 | 1015 | 1090 | 1155 | 1225 | 1290 | 705 | 740 | 775 |
| 089 ARMLESS CHAIR BUMPER RIGHT | 43X37X42 | 955 | 1015 | 1090 | 1155 | 1225 | 1290 | 705 | 740 | 775 |
| 095 APARTMENT SOFA | 72X37X42 | 1890 | 2010 | 2125 | 2245 | 2360 | 2485 | 1415 | 1490 | 1565 |
| 096 APARTMENT SOFA LEFT ARM | 66X37X42 | 1650 | 1755 | 1850 | 1960 | 2050 | 2150 | 1230 | 1295 | 1365 |
| 097 APARTMENT SOFA RIGHT ARM | 66X37X42 | 1650 | 1755 | 1850 | 1960 | 2050 | 2150 | 1230 | 1295 | 1365 |
| 154 UPHOLSTERED ANGULAR TABLE | 7/32X35X19 | 285 | 315 | 340 | 370 | 395 | 415 | 225 | 240 | 255 |
| 159 WEDGE STORAGE | 9/15X33X25/30 | 455 | 480 | 515 | 535 | 560 | 580 | 315 | 325 | 340 |
| 160 STRAIGHT STORAGE | 9X33X25/30 | 415 | 440 | 460 | 490 | 520 | 540 | 280 | 295 | 310 |
| 163 DBL SWIVEL ROCKING RECLINER CHAIR | 33X34X42 | 1630 | 1715 | 1805 | 1890 | 1985 | 2065 | 1290 | 1335 | 1370 |
| 165 DOUBLE RECLINING CHAIR | 43X37X42 | 1545 | 1630 | 1720 | 1805 | 1890 | 1980 | 1240 | 1290 | 1345 |

CDN Price List



TRENDY

FEATURES: Adjustable headrest. Upholstery of seat cushions with memory foam & full footrest. Choice of wood or metal legs or no legs. Stitching: small thread in fabric & in leather.

SPECS: Arm height: with leg 24" (no leg 23"). Seat Height: with leg 19" (no leg 18"). Seat Depth: 21". Recliner chair fully reclined: 60". Wall distance: 6". Lounge Chair Reclining Back: with "Push Back" mechanism. Wall distance: 10".

OPTIONS - Specify on your order:

LEGS: With wood leg LG08 (specify colour) or metal LG64 OR no leg.

Items with STORAGE (159 & 160): Provide SKETCH of your config.

#159: 2 Cup holders included. #160: 1 Cup holder included. SPECIFY colour: Stainless, Black Metal or Antique Gold.

Inside SPACE: 6.5" W x 13" D x 10" H.

ACCESSORIES for items with STORAGE only (159 & 160): Wine glass holder each \$45 or E-tablet holder each \$60.

UPHOLSTERED TABLE (077 or 154): Specify colour of wood table top.

****MANUAL RECLINER N/A.**** Motorized mechanism already included in price of recliner chair items (165-169-170-171 | 044-041-042-071-043-163). For motorized WIRELESS (battery) option; add \$125.

N.B.: 2 reclining seats SEPARATED BY an UPHOLSTERED TABLE 077 or 154 cannot be opened at the same time.

| Description | L x D x H | Leather | | | | | | Fabric | | |
|--|-----------|------------|-------------------------------|---|---|----------------------------------|--------------|--------|----------|------|
| | | 10 Pony | 20 Hugo Madras Softy | 30 Empire Fantasy Illusion Tucson Utah Vintage Yukon | 40 Diamond Elegance Princess Santiago Sensation Sunset Trina Victoria | 50 Bull Cassiope Dublin | 60 Caress | A | B COM | C |
| 167 APARTMENT SOFA NO ARM BUMPER LEFT | 80X37X42 | 1635 | 1750 | 1850 | 1965 | 2070 | 2175 | 1215 | 1290 | 1365 |
| 168 APARTMENT SOFA NO ARM BUMPER RIGHT | 80X37X42 | 1635 | 1750 | 1850 | 1965 | 2070 | 2175 | 1215 | 1290 | 1365 |
| 169 DOUBLE RECLINING CHAIR LEFT ARM | 36X37X42 | 1305 | 1370 | 1435 | 1495 | 1555 | 1620 | 1050 | 1105 | 1160 |
| 170 DOUBLE RECLINING CHAIR RIGHT ARM | 36X37X42 | 1305 | 1370 | 1435 | 1495 | 1555 | 1620 | 1050 | 1105 | 1160 |
| 171 ARMLESS DOUBLE RECLINING CHAIR | 30X37X42 | 1065 | 1115 | 1165 | 1215 | 1270 | 1315 | 855 | 910 | 960 |
| 173 DOUBLE LOUNGE CHAIR LEFT ARM | 36X64X42 | 1230 | 1315 | 1385 | 1470 | 1555 | 1625 | 925 | 990 | 1060 |
| 174 DOUBLE LOUNGE CHAIR RIGHT ARM | 36X64X42 | 1230 | 1315 | 1385 | 1470 | 1555 | 1625 | 925 | 990 | 1060 |
| 175 DOUBLE CHAIR LEFT ARM | 36X37X42 | 1025 | 1100 | 1165 | 1235 | 1305 | 1370 | 770 | 825 | 875 |
| 176 DOUBLE CHAIR RIGHT ARM | 36X37X42 | 1025 | 1100 | 1165 | 1235 | 1305 | 1370 | 770 | 825 | 875 |
| 177 ARMLESS DOUBLE CHAIR | 30X37X42 | 795 | 840 | 895 | 950 | 990 | 1040 | 580 | 625 | 670 |
| 178 ARMLESS DOUBLE CHAIR BUMPER LEFT | 51X37X42 | 1020 | 1100 | 1170 | 1245 | 1325 | 1395 | 770 | 820 | 865 |
| 179 ARMLESS DOUBLE CHAIR BUMPER RIGHT | 51X37X42 | 1020 | 1100 | 1170 | 1245 | 1325 | 1395 | 770 | 820 | 865 |
| 230 DBLE LOUNGE CHAIR RECLINING BACK L-ARM | 36X64X42 | 1370 | 1445 | 1520 | 1595 | 1670 | 1745 | 1025 | 1100 | 1165 |
| 231 DBLE LOUNGE CHAIR RECLINING BACK R-ARM | 36X64X42 | 1370 | 1445 | 1520 | 1595 | 1670 | 1745 | 1025 | 1100 | 1165 |
| 232 LOUNGE CHAIR RECLINING BACK LEFT ARM | 29X64X42 | 1250 | 1320 | 1375 | 1440 | 1500 | 1565 | 955 | 1000 | 1045 |
| 233 LOUNGE CHAIR RECLINING BACK RIGHT ARM | 29X64X42 | 1250 | 1320 | 1375 | 1440 | 1500 | 1565 | 955 | 1000 | 1045 |

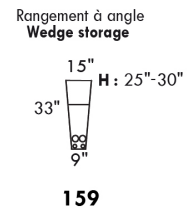
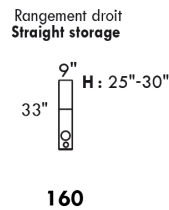
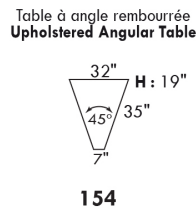
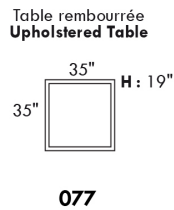
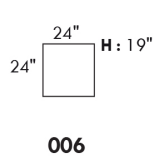
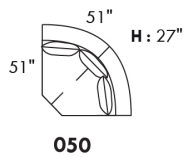
Hauteur complète 42" | Hauteur de siège 19"/20" | Hauteur devant bras 24" | Profondeur d'assise 21"
 Total Height 42" | Seat Height 19"/20" | Arm Height 24" | Seat Depth 21"

SIÈGE 30" DE LARGE | 30" SEAT WIDTH

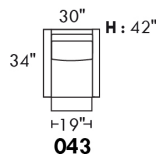
095 (72" x 37")
096 (66" x 37")
097 (66" x 37")
021 (59" x 37")
167 (80" x 37")
168 (80" x 37")
178 (51" x 37")
179 (51" x 37")
017 (43" x 37")
175 (36" x 37")
176 (36" x 37")
177 (30" x 37")
173 (36" x 64")
174 (36" x 64")
Inclinable | Motion
165 (43" x 37")
169 (36" x 37")
170 (36" x 37")
171 (30" x 37")
Dos inclinable | Reclining Back
230 (36" x 64")
231 (36" x 64")

SIÈGE 22" DE LARGE | 22" SEAT WIDTH

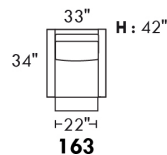
003 (79" x 37")
052 (72" x 37")
053 (72" x 37")
040 (66" x 37")
002 (57" x 37")
012 (50" x 37")
061 (50" x 37")
009 (44" x 37")
086 (65" x 37")
045 (65" x 37")
088 (43" x 37")
089 (43" x 37")
001 (35" x 37")
057 (29" x 37")
056 (29" x 37")
051 (22" x 37")
011 (29" x 64")
005 (29" x 64")
Inclinable | Motion
044 (35" x 37")
041 (29" x 37")
042 (29" x 37")
071 (22" x 37")
Dos inclinable | Reclining Back
232 (29" x 64")
233 (29" x 64")



Fauteuil berçant, pivotant et inclinable
Swivel and rocking motion chair



Fauteuil double berçant, pivotant et inclinable
Double swivel and rocking motion chair



TRISTAN

LEGS: Specify colour of legs LG8. Also available, metal legs LG64.

PLAIN FABRIC RECOMMENDED. COMBO: Cover #2 on back only.

1x Removable head-rest included with motion skus 044, 041, 042 and 071. EXTRA head-rest on non motion back; add \$125/ head-rest.

ITEMS: 145, 146, 186, 187, 188 & 189: have STORAGE in BUMPER.

Specify REGULAR SEATING 21" or DEEP SEATING 22". The following items ARE NOT AVAILABLE in DEEP SEATING: Items #018, 023, 046, 050, 055, 062, 063 & ALL MOTION SKUS 044, 041, 042 & 071.

OPTIONS:

Upholstery of seat cushions with feathers: Add \$60 per seat. *Bumper counts as 1 seat, skus 005-011-062 and 063 count as 2 seats each.

Sofa bed MATTRESS: Regular 4" thick mattress included. OPTIONAL mattresses:

- 4.5" thick mattress with coils and memory foam with gel: add \$100 or

- 5" thick mattress with high density foam and memory foam with gel: add \$150.

Motorized reclining mechanism with TOUCH-SENSOR button add \$125 per mechanism.

WIRELESS (Battery) motorized reclining mechanism add \$250 per mechanism.

N.B.: 2 reclining seats SEPARATED BY a WEDGE or SQUARE CORNER cannot be opened at the same time.

| Description | L x D x H | Leather | | | | | | Fabric | | |
|-------------------------------------|--------------|------------|-------------------------------|--|---|----------------------------------|--------------|--------|----------|------|
| | | 10 Pony | 20 Hugo Madras Softy | 30 Empire Fantasy Illusion Tucson Utah Vintage Yukon | 40 Diamond Elegance Princess Santiago Sensation Sunset Trina Victoria | 50 Bull Cassiope Dublin | 60 Caress | A | B COM | C |
| 001 CHAIR | 44X37X35 | 1045 | 1120 | 1210 | 1290 | 1365 | 1445 | 735 | 770 | 810 |
| 002 LOVESEAT | 67X37X35 | 1500 | 1605 | 1720 | 1825 | 1935 | 2030 | 1005 | 1065 | 1120 |
| 003 SOFA | 90X37X35 | 1855 | 1990 | 2125 | 2260 | 2390 | 2525 | 1295 | 1375 | 1455 |
| 005 LOUNGE CHAIR RIGHT ARM | 33.5X61X35 | 1225 | 1315 | 1405 | 1490 | 1570 | 1650 | 845 | 915 | 980 |
| 006 OTTOMAN | 25.5X25.5X19 | 470 | 515 | 545 | 575 | 610 | 645 | 395 | 405 | 415 |
| 009 ARMLESS LOVESEAT | 46X37X35 | 1160 | 1250 | 1355 | 1460 | 1560 | 1650 | 830 | 885 | 955 |
| 011 LOUNGE CHAIR LEFT ARM | 33.5X61X35 | 1225 | 1315 | 1405 | 1490 | 1570 | 1650 | 845 | 915 | 980 |
| 012 LOVESEAT LEFT ARM | 56.5X37X35 | 1325 | 1420 | 1530 | 1620 | 1730 | 1825 | 910 | 975 | 1030 |
| 018 ANGULAR LOVESEAT LEFT ARM | 70.5X51X35 | 1410 | 1515 | 1620 | 1735 | 1835 | 1950 | 985 | 1045 | 1105 |
| 023 ANGULAR LOVESEAT RIGHT ARM | 70.5X51X35 | 1410 | 1515 | 1620 | 1735 | 1835 | 1950 | 985 | 1045 | 1105 |
| 024 SECTIONAL LOVESEAT BUMPER RIGHT | 80X37X35 | 1545 | 1640 | 1760 | 1865 | 1975 | 2085 | 1030 | 1100 | 1160 |
| 040 ARMLESS SOFA | 69X37X35 | 1530 | 1650 | 1785 | 1935 | 2060 | 2195 | 1105 | 1195 | 1275 |
| 041 RECLINING CHAIR LEFT ARM | 33.5X37X35 | 1190 | 1250 | 1335 | 1410 | 1485 | 1555 | 960 | 1010 | 1070 |
| 042 RECLINING CHAIR RIGHT ARM | 33.5X37X35 | 1190 | 1250 | 1335 | 1410 | 1485 | 1555 | 960 | 1010 | 1070 |
| 044 RECLINER CHAIR | 44X37X35 | 1350 | 1430 | 1510 | 1575 | 1640 | 1730 | 1030 | 1095 | 1140 |
| 045 ARMLESS LOVESEAT BUMPER RIGHT | 66X37X35 | 1345 | 1455 | 1565 | 1670 | 1770 | 1880 | 925 | 990 | 1060 |
| 046 ARMLESS ANGULAR LOVESEAT | 60X51X35 | 1265 | 1365 | 1485 | 1580 | 1695 | 1785 | 895 | 965 | 1020 |
| 048 SECTIONAL LOVESEAT BUMPER LEFT | 80X37X35 | 1545 | 1640 | 1760 | 1865 | 1975 | 2085 | 1030 | 1100 | 1160 |
| 050 WEDGE | 48X48X35 | 1095 | 1165 | 1240 | 1320 | 1385 | 1460 | 825 | 850 | 885 |
| 051 ARMLESS CHAIR | 23X37X35 | 710 | 755 | 810 | 850 | 905 | 955 | 570 | 605 | 640 |

TRISTAN

LEGS: Specify colour of legs LG8. Also available, metal legs LG64.

PLAIN FABRIC RECOMMENDED. COMBO: Cover #2 on back only.

1x Removable head-rest included with motion skus 044, 041, 042 and 071. EXTRA head-rest on non motion back; add \$125/ head-rest.

ITEMS: 145, 146, 186, 187, 188 & 189: have STORAGE in BUMPER.

Specify REGULAR SEATING 21" or DEEP SEATING 22". The following items ARE NOT AVAILABLE in DEEP SEATING: Items #018, 023, 046, 050, 055, 062, 063 & ALL MOTION SKUS 044, 041, 042 & 071.

OPTIONS:

Upholstery of seat cushions with feathers: Add \$60 per seat. *Bumper counts as 1 seat, skus 005-011-062 and 063 count as 2 seats each.

Sofa bed MATTRESS: Regular 4" thick mattress included. OPTIONAL mattresses:

- 4.5" thick mattress with coils and memory foam with gel: add \$100 or

- 5" thick mattress with high density foam and memory foam with gel: add \$150.

Motorized reclining mechanism with TOUCH-SENSOR button add \$125 per mechanism.

WIRELESS (Battery) motorized reclining mechanism add \$250 per mechanism.

N.B.: 2 reclining seats SEPARATED BY a WEDGE or SQUARE CORNER cannot be opened at the same time.

| Description | L x D x H | Leather | | | | | | Fabric | | |
|-------------------------------------|------------|------------|-------------------------------|--|---|----------------------------------|--------------|--------|----------|------|
| | | 10 Pony | 20 Hugo Madras Softy | 30 Empire Fantasy Illusion Tucson Utah Vintage Yukon | 40 Diamond Elegance Princess Santiago Sensation Sunset Trina Victoria | 50 Bull Cassiope Dublin | 60 Caress | A | B COM | C |
| 052 SOFA LEFT ARM | 79.5X37X35 | 1690 | 1820 | 1960 | 2090 | 2215 | 2345 | 1195 | 1275 | 1355 |
| 053 SOFA RIGHT ARM | 79.5X37X35 | 1690 | 1820 | 1960 | 2090 | 2215 | 2345 | 1195 | 1275 | 1355 |
| 055 SQUARE CORNER | 37X37X35 | 1055 | 1120 | 1205 | 1275 | 1345 | 1420 | 780 | 825 | 855 |
| 056 CHAIR RIGHT ARM | 33.5X37X35 | 870 | 955 | 1020 | 1100 | 1170 | 1240 | 655 | 695 | 735 |
| 057 CHAIR LEFT ARM | 33.5X37X35 | 870 | 955 | 1020 | 1100 | 1170 | 1240 | 655 | 695 | 735 |
| 060 QUEEN SOFA BED | 90X37X35 | 2145 | 2280 | 2405 | 2545 | 2680 | 2810 | 1575 | 1665 | 1750 |
| 061 LOVESEAT RIGHT ARM | 56.5X37X35 | 1325 | 1420 | 1530 | 1620 | 1730 | 1825 | 910 | 975 | 1030 |
| 062 ANGLE CHAIR LEFT ARM | 70.5X65X35 | 1265 | 1340 | 1430 | 1510 | 1580 | 1665 | 875 | 945 | 985 |
| 063 ANGLE CHAIR RIGHT ARM | 70.5X65X35 | 1265 | 1340 | 1430 | 1510 | 1580 | 1665 | 875 | 945 | 985 |
| 071 ARMLESS RECLINING CHAIR | 23X37X35 | 1015 | 1065 | 1115 | 1165 | 1210 | 1250 | 870 | 910 | 950 |
| 072 SECTIONAL SOFA LEFT ARM | 93X37X35 | 1990 | 2120 | 2260 | 2390 | 2525 | 2645 | 1380 | 1465 | 1555 |
| 073 SECTIONAL SOFA RIGHT ARM | 93X37X35 | 1990 | 2120 | 2260 | 2390 | 2525 | 2645 | 1380 | 1465 | 1555 |
| 079 QUEEN SOFA BED NO ARM | 69X37X35 | 1815 | 1950 | 2085 | 2210 | 2340 | 2480 | 1395 | 1485 | 1565 |
| 080 ANGULAR OTTOMAN | 36X27X19 | 550 | 575 | 610 | 640 | 665 | 695 | 450 | 460 | 475 |
| 082 QUEEN SOFA BED LEFT ARM | 79.5X37X35 | 1965 | 2095 | 2230 | 2360 | 2495 | 2620 | 1490 | 1565 | 1635 |
| 083 QUEEN SOFA BED RIGHT ARM | 79.5X37X35 | 1965 | 2095 | 2230 | 2360 | 2495 | 2620 | 1490 | 1565 | 1635 |
| 086 ARMLESS LOVESEAT BUMPER LEFT | 66X37X35 | 1345 | 1455 | 1565 | 1670 | 1770 | 1880 | 925 | 990 | 1060 |
| 088 ARMLESS CHAIR BUMPER LEFT | 43X37X35 | 895 | 975 | 1060 | 1135 | 1215 | 1295 | 670 | 725 | 775 |
| 089 ARMLESS CHAIR BUMPER RIGHT | 43X37X35 | 895 | 975 | 1060 | 1135 | 1215 | 1295 | 670 | 725 | 775 |
| 145 SECTL LOVESEAT BUMPER STORAGE-R | 80X37X35 | 1670 | 1770 | 1885 | 1990 | 2100 | 2205 | 1160 | 1215 | 1275 |

TRISTAN

LEGS: Specify colour of legs LG8. Also available, metal legs LG64.

PLAIN FABRIC RECOMMENDED. COMBO: Cover #2 on back only.

1x Removable head-rest included with motion skus 044, 041, 042 and 071. EXTRA head-rest on non motion back; add \$125/ head-rest.

ITEMS: 145, 146, 186, 187, 188 & 189: have STORAGE in BUMPER.

Specify REGULAR SEATING 21" or DEEP SEATING 22". The following items ARE NOT AVAILABLE in DEEP SEATING: Items #018, 023, 046, 050, 055, 062, 063 & ALL MOTION SKUS 044, 041, 042 & 071.

OPTIONS:

Upholstery of seat cushions with feathers: Add \$60 per seat. *Bumper counts as 1 seat, skus 005-011-062 and 063 count as 2 seats each.

Sofa bed MATTRESS: Regular 4" thick mattress included. OPTIONAL mattresses:

- 4.5" thick mattress with coils and memory foam with gel: add \$100 or

- 5" thick mattress with high density foam and memory foam with gel: add \$150.

Motorized reclining mechanism with TOUCH-SENSOR button add \$125 per mechanism.

WIRELESS (Battery) motorized reclining mechanism add \$250 per mechanism.

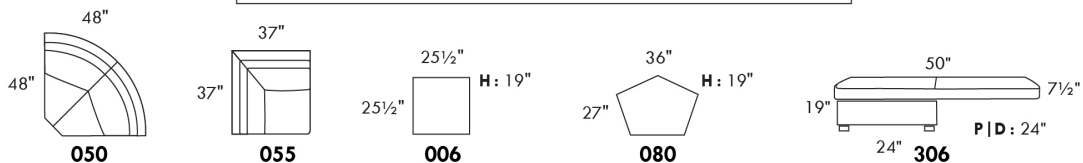
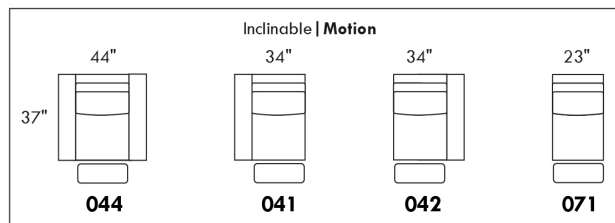
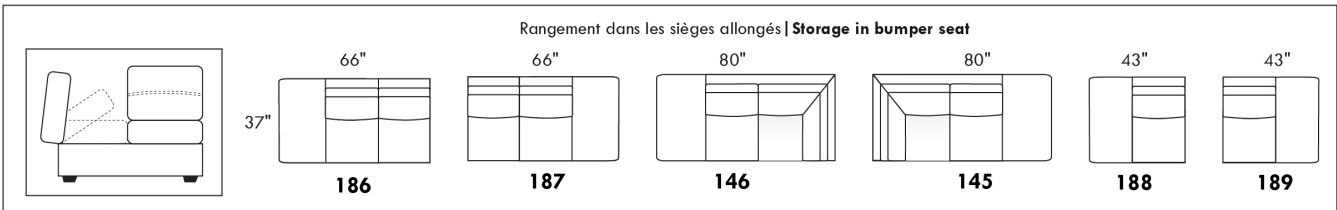
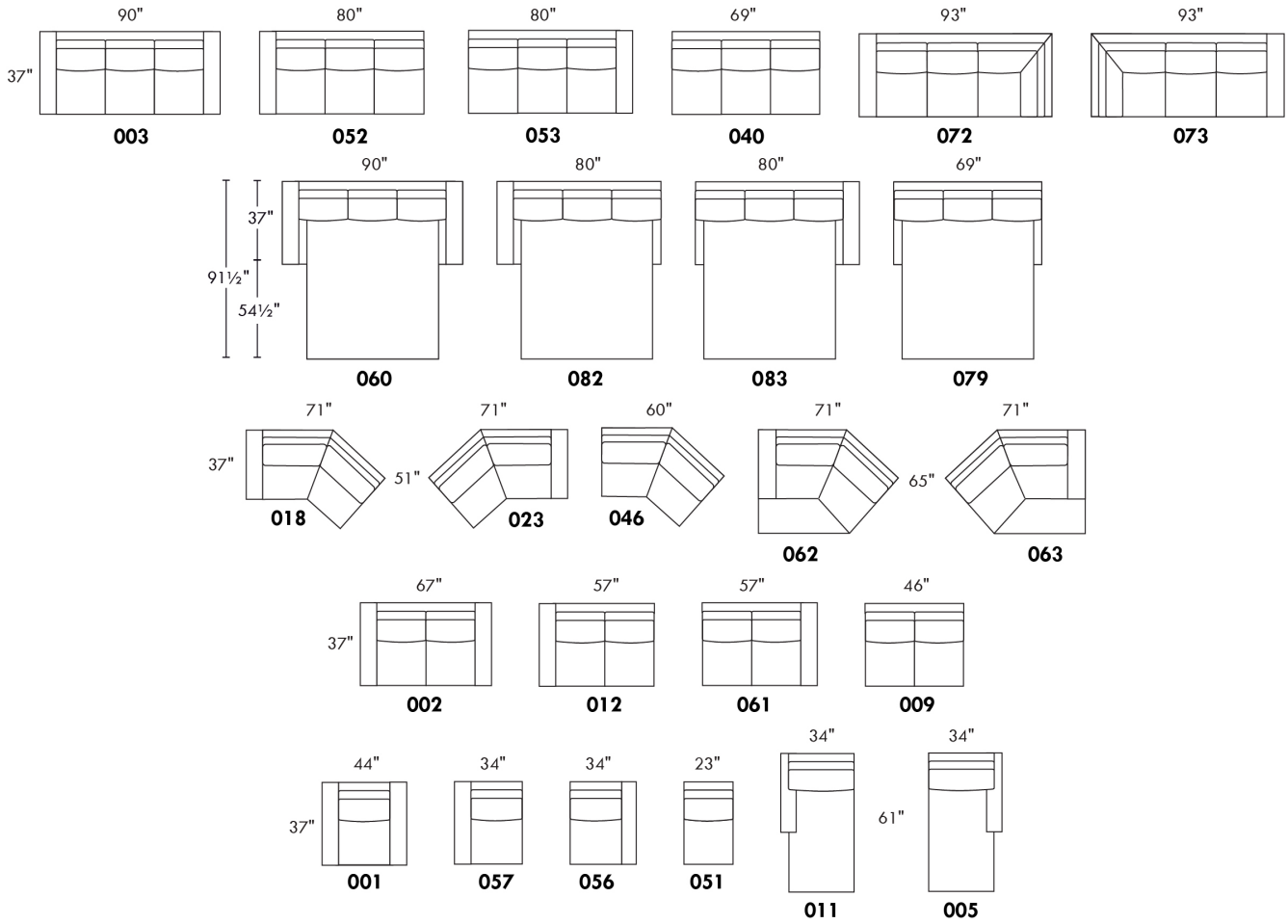
N.B.: 2 reclining seats SEPARATED BY a WEDGE or SQUARE CORNER cannot be opened at the same time.

| Description | L x D x H | Leather | | | | | | Fabric | | |
|---------------------------------------|-----------|------------|-------------------------------|--|---|----------------------------------|--------------|--------|----------|------|
| | | 10 Pony | 20 Hugo Madras Softy | 30 Empire Fantasy Illusion Tucson Utah Vintage Yukon | 40 Diamond Elegance Princess Santiago Sensation Sunset Trina Victoria | 50 Bull Cassiope Dublin | 60 Caress | A | B COM | C |
| 146 SECTL LOVESEAT BUMPER STORAGE-L | 80X37X35 | 1670 | 1770 | 1885 | 1990 | 2100 | 2205 | 1160 | 1215 | 1275 |
| 186 ARMLESS LOVESEAT BUMPER STORAGE-L | 66X37X35 | 1470 | 1570 | 1685 | 1770 | 1875 | 1975 | 1045 | 1110 | 1185 |
| 187 ARMLESS LOVESEAT BUMPER STORAGE-R | 66X37X35 | 1470 | 1570 | 1685 | 1770 | 1875 | 1975 | 1045 | 1110 | 1185 |
| 188 ARMLESS CHAIR BUMPER STORAGE-L | 43X37X35 | 1015 | 1095 | 1170 | 1240 | 1320 | 1385 | 780 | 840 | 905 |
| 189 ARMLESS CHAIR BUMPER STORAGE-R | 43X37X35 | 1015 | 1095 | 1170 | 1240 | 1320 | 1385 | 780 | 840 | 905 |
| 306 OTTOMAN WITH LOUNGE CUSHION | 24X24X19 | 565 | 605 | 655 | 695 | 735 | 770 | 455 | 480 | 520 |

TRISTAN



Hauteur complète 35" | Hauteur de siège 19" | Profondeur d'assise 21"/22"
 Total Height 35" | Seat Height 19" | Seat Depth 21"/22"



www.jaymar.ca

Toutes les dimensions indiquées sont au pouce près. Nos produits sont fabriqués à la main et des variations mineures peuvent survenir.
 All dimensions indicated are to the nearest inch. Our product is hand-made and minor variations can occur.

CDN Price List

UPTOWN

COMBO: Cover #2 on back and seat cushion.
Plain fabric recommended for the base.

Legs: LG143 metal or wood. For ottoman, LG90 metal or LG186 wood. If wood, specify colour.

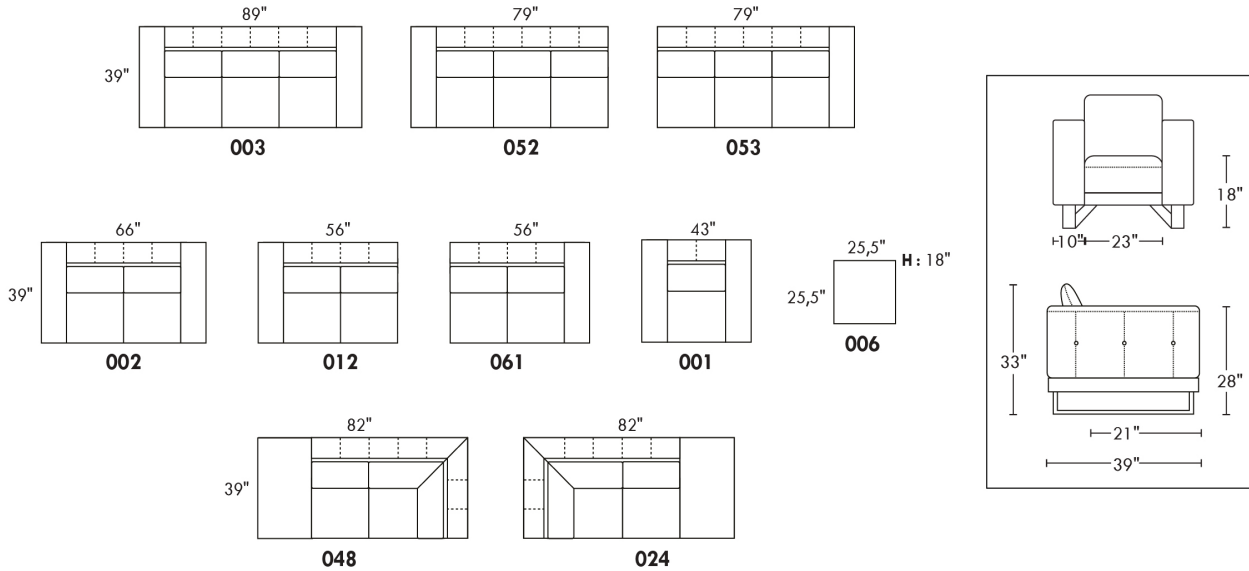
*REMARK: In leather and fabric, armless end pieces are not fully upholstered.

| Description | L x D x H | Leather | | | | | | Fabric | | |
|-------------------------------------|--------------|------------|-------------------------------|---|---|----------------------------------|--------------|--------|----------|------|
| | | 10 Pony | 20 Hugo Madras Softy | 30 Empire Fantasy Illusion Tucson Utah Vintage Yukon | 40 Diamond Elegance Princess Santiago Sensation Sunset Trina Victoria | 50 Bull Cassiope Dublin | 60 Caress | A | B COM | C |
| 001 CHAIR | 43X39X33 | 1315 | 1385 | 1470 | 1555 | 1625 | 1715 | 925 | 980 | 1025 |
| 002 LOVESEAT | 66X39X33 | 1595 | 1700 | 1815 | 1905 | 2015 | 2120 | 1210 | 1275 | 1340 |
| 003 SOFA | 89X39X33 | 1905 | 2050 | 2200 | 2335 | 2480 | 2610 | 1285 | 1355 | 1440 |
| 006 OTTOMAN | 25.5X25.5X18 | 500 | 525 | 550 | 575 | 605 | 630 | 410 | 420 | 435 |
| 012 LOVESEAT LEFT ARM | 56X39X33 | 1395 | 1500 | 1610 | 1720 | 1825 | 1935 | 1120 | 1190 | 1240 |
| 024 SECTIONAL LOVESEAT BUMPER RIGHT | 82X39X33 | 1690 | 1780 | 1895 | 2005 | 2110 | 2215 | 1210 | 1275 | 1340 |
| 048 SECTIONAL LOVESEAT BUMPER LEFT | 82X39X33 | 1690 | 1780 | 1895 | 2005 | 2110 | 2215 | 1210 | 1275 | 1340 |
| 052 SOFA LEFT ARM | 79X39X33 | 1720 | 1850 | 1995 | 2140 | 2280 | 2405 | 1210 | 1295 | 1380 |
| 053 SOFA RIGHT ARM | 79X39X33 | 1720 | 1850 | 1995 | 2140 | 2280 | 2405 | 1210 | 1295 | 1380 |
| 061 LOVESEAT RIGHT ARM | 56X39X33 | 1395 | 1500 | 1610 | 1720 | 1825 | 1935 | 1120 | 1190 | 1240 |
| CONFIGURATIONS | | | | | | | | | | |
| A CONF. A (48-53) | 82X118X33 | 3410 | 3630 | 3890 | 4145 | 4390 | 4620 | 2420 | 2570 | 2720 |
| B CONF. B (52-24) | 118X82X33 | 3410 | 3630 | 3890 | 4145 | 4390 | 4620 | 2420 | 2570 | 2720 |
| C CONF. C (12-24) | 95X82X33 | 3085 | 3280 | 3505 | 3725 | 3935 | 4150 | 2330 | 2465 | 2580 |
| D CONF. D (48-61) | 82X95X33 | 3085 | 3280 | 3505 | 3725 | 3935 | 4150 | 2330 | 2465 | 2580 |
| E CONF. E (02-03) | 66X89X33 | 3500 | 3750 | 4015 | 4240 | 4495 | 4730 | 2495 | 2630 | 2780 |
| F CONF. F (01-03-06) | 43X89X25 | 3720 | 3960 | 4220 | 4465 | 4710 | 4955 | 2620 | 2755 | 2900 |

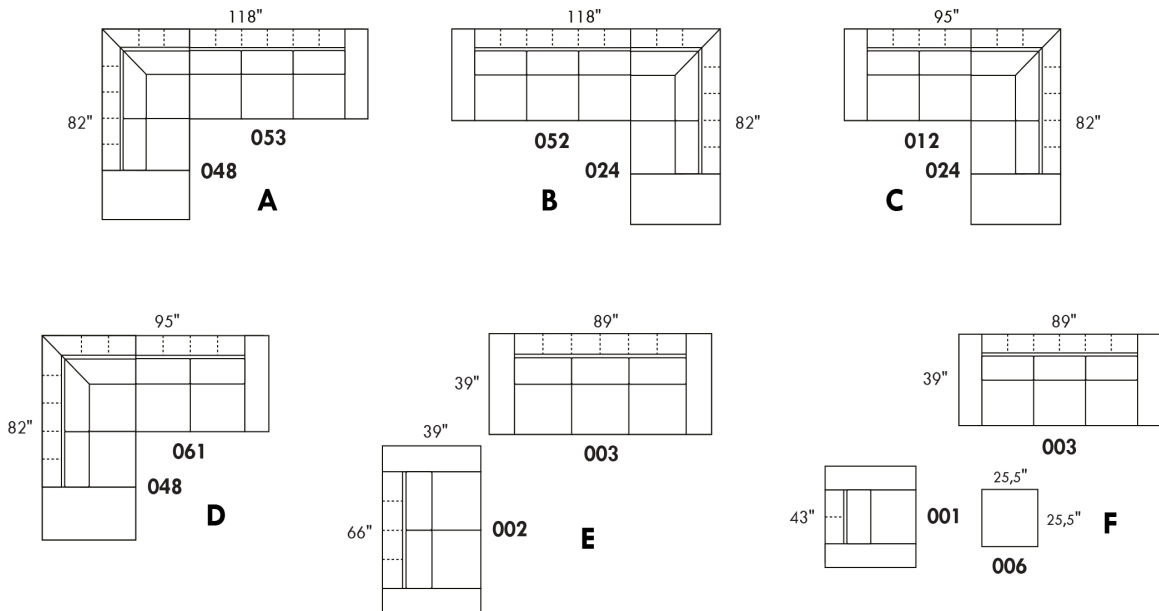
UPTOWN



Hauteur complète 33" | Hauteur de siège 18" | Hauteur devant bras 28" | Profondeur d'assise 21"
 Total Height 33" | Seat Height 18" | Arm Height 28" | Seat Depth 21"



CONFIGURATIONS



www.jaymar.ca

Toutes les dimensions indiquées sont au pouce près. Nos produits sont fabriqués à la main et des variations mineures peuvent survenir.
 All dimensions indicated are to the nearest inch. Our product is hand-made and minor variations can occur.

VALENCE

FEATURES:

- *Wall hugger power recliners with full footrest (manual n/a).
- Manual adjustable headrest on all items (2 on square corner & stationary on wedge).
- Seat cushions with shaped foam + 1" layer of memory foam on top.
- Stitching: Small thread in fabric & large flat thread in leather.
- Lounge chair reclining back items with "Push Back" mechanism; wall clearance 10".
- *Excludes 043 & 163 chairs: Wall clearance 16"

Note: 2 recliner seats separated by a corner can not be opened at the same time. No recliner seats beside #155 Small Square Corner.

OPTIONS

- Battery Pack: Add \$125/ea.
- Motorized headrest: Add \$125 ea. (Motorized headrest N/A on stationary & lounge chair items).
- Choice of Large or Small 6" Arm: Leg on LARGE arm: LG08 wood. Leg on SMALL Arm: LG195 wood. Specify colour of wood leg.
- Seat Depth: 20" or *22". *22" seat depth N/A on chairs 043 & 163.
- 043 & 163: with wood base, add \$165 (specify colour).

ACCESSORIES (Available only on *items 159-160-190.)

- Metal Cup Holder: \$25 ea. (1 on 160-190 & 2 side by side on 159). Specify colour: Stainless, Black or Antique Gold.
- Accessories: Grommet \$35 ea. | Swivel tray & Wine Glass holder \$20 ea., Tablet holder \$40 & LED Lamp \$50.
- *STORAGE items 159-160-190 with 2 USB/Electric outlets. *Must be used between 2 seats. Pieces are plain (without arm detail) & are not finished on the sides.

| Description | L x D x H | Leather | | | | | | Fabric | | |
|-------------------------------------|----------------|------------|-------------------------------|--|---|----------------------------------|--------------|--------|----------|------|
| | | 10 Pony | 20 Hugo Madras Softy | 30 Empire Fantasy Illusion Tucson Utah Vintage Yukon | 40 Diamond Elegance Princess Santiago Sensation Sunset Trina Victoria | 50 Bull Cassiope Dublin | 60 Caress | A | B COM | C |
| 001 CHAIR | 40x40x33/40 | 1420 | 1500 | 1580 | 1665 | 1745 | 1825 | 1130 | 1165 | 1195 |
| 002 LOVESEAT | 63x40x33/40 | 2030 | 2125 | 2225 | 2320 | 2415 | 2515 | 1600 | 1665 | 1725 |
| 003 SOFA | 87x40x33/40 | 2450 | 2575 | 2705 | 2830 | 2960 | 3085 | 1935 | 2010 | 2085 |
| 005 LOUNGE CHAIR RIGHT ARM | 32x62x33/40 | 1325 | 1380 | 1440 | 1495 | 1550 | 1605 | 1045 | 1090 | 1135 |
| 009 ARMLESS LOVESEAT | 47x40x33/40 | 1425 | 1485 | 1545 | 1605 | 1670 | 1730 | 1100 | 1165 | 1225 |
| 011 LOUNGE CHAIR LEFT ARM | 32x62x33/40 | 1325 | 1380 | 1440 | 1495 | 1550 | 1605 | 1045 | 1090 | 1135 |
| 012 LOVESEAT LEFT ARM | 55x40x33/40 | 1745 | 1825 | 1905 | 1990 | 2070 | 2150 | 1365 | 1425 | 1480 |
| 017 DOUBLE CHAIR | 47x40x33/40 | 1490 | 1575 | 1665 | 1750 | 1835 | 1925 | 1180 | 1230 | 1280 |
| 021 APARTMENT SOFA NO ARM | 61x40x33/40 | 1605 | 1695 | 1780 | 1865 | 1955 | 2040 | 1235 | 1305 | 1375 |
| 024 SECTIONAL LOVESEAT BUMPER RIGHT | 89x40/44x33/40 | 2235 | 2370 | 2510 | 2645 | 2785 | 2920 | 1610 | 1695 | 1775 |
| 040 ARMLESS SOFA | 71x40x33/40 | 1840 | 1935 | 2025 | 2115 | 2210 | 2300 | 1435 | 1515 | 1595 |
| 041 RECLINING CHAIR LEFT ARM | 32x40x33/40 | 1405 | 1460 | 1515 | 1570 | 1625 | 1685 | 1165 | 1200 | 1235 |
| 042 RECLINING CHAIR RIGHT ARM | 32x40x33/40 | 1405 | 1460 | 1515 | 1570 | 1625 | 1685 | 1165 | 1200 | 1235 |
| 043 SWIVEL ROCKING RECLINING CHAIR | 30/33x34x42 | 1665 | 1755 | 1845 | 1940 | 2030 | 2120 | 1365 | 1405 | 1440 |
| 044 RECLINER CHAIR | 40x40x33/40 | 1695 | 1765 | 1835 | 1905 | 1980 | 2050 | 1405 | 1435 | 1465 |
| 045 ARMLESS LOVESEAT BUMPER RIGHT | 68x40x33/40 | 1695 | 1770 | 1845 | 1925 | 2000 | 2075 | 1315 | 1370 | 1430 |

VALENCE

FEATURES:

- *Wall hugger power recliners with full footrest (manual n/a).
- Manual adjustable headrest on all items (2 on square corner & stationary on wedge).
- Seat cushions with shaped foam + 1" layer of memory foam on top.
- Stitching: Small thread in fabric & large flat thread in leather.
- Lounge chair reclining back items with "Push Back" mechanism; wall clearance 10".
- *Excludes 043 & 163 chairs: Wall clearance 16"

Note: 2 recliner seats separated by a corner can not be opened at the same time. No recliner seats beside #155 Small Square Corner.

OPTIONS

- Battery Pack: Add \$125/ea.
- Motorized headrest: Add \$125 ea. (Motorized headrest N/A on stationary & lounge chair items).
- Choice of Large or Small 6" Arm: Leg on LARGE arm: LG08 wood. Leg on SMALL Arm: LG195 wood. Specify colour of wood leg.
- Seat Depth: 20" or *22". *22" seat depth N/A on chairs 043 & 163.
- 043 & 163: with wood base, add \$165 (specify colour).

ACCESSORIES (Available only on *items 159-160-190.)

- Metal Cup Holder: \$25 ea. (1 on 160-190 & 2 side by side on 159). Specify colour: Stainless, Black or Antique Gold.
- Accessories: Grommet \$35 ea. | Swivel tray & Wine Glass holder \$20 ea., Tablet holder \$40 & LED Lamp \$50.
- *STORAGE items 159-160-190 with 2 USB/Electric outlets. *Must be used between 2 seats. Pieces are plain (without arm detail) & are not finished on the sides.

| Description | L x D x H | Leather | | | | | | Fabric | | |
|------------------------------------|----------------|------------|-------------------------------|--|---|----------------------------------|--------------|--------|----------|------|
| | | 10 Pony | 20 Hugo Madras Softy | 30 Empire Fantasy Illusion Tucson Utah Vintage Yukon | 40 Diamond Elegance Princess Santiago Sensation Sunset Trina Victoria | 50 Bull Cassiope Dublin | 60 Caress | A | B COM | C |
| 048 SECTIONAL LOVESEAT BUMPER LEFT | 89x40/44x33/40 | 2235 | 2370 | 2510 | 2645 | 2785 | 2920 | 1610 | 1695 | 1775 |
| 050 WEDGE | 49x49x33 | 1240 | 1320 | 1405 | 1485 | 1565 | 1645 | 895 | 940 | 985 |
| 051 ARMLESS CHAIR | 24x40x33/40 | 815 | 855 | 900 | 940 | 980 | 1020 | 625 | 670 | 710 |
| 052 SOFA LEFT ARM | 79x40x33/40 | 2160 | 2265 | 2365 | 2470 | 2570 | 2670 | 1695 | 1770 | 1845 |
| 053 SOFA RIGHT ARM | 79x40x33/40 | 2160 | 2265 | 2365 | 2470 | 2570 | 2670 | 1695 | 1770 | 1845 |
| 055 SQUARE CORNER | 44x44x33/40 | 1435 | 1520 | 1605 | 1695 | 1780 | 1865 | 1115 | 1160 | 1200 |
| 056 CHAIR RIGHT ARM | 32x40x33/40 | 1135 | 1190 | 1240 | 1290 | 1340 | 1390 | 885 | 930 | 970 |
| 057 CHAIR LEFT ARM | 32x40x33/40 | 1135 | 1190 | 1240 | 1290 | 1340 | 1390 | 885 | 930 | 970 |
| 061 LOVESEAT RIGHT ARM | 55x40x33/40 | 1745 | 1825 | 1905 | 1990 | 2070 | 2150 | 1365 | 1425 | 1480 |
| 071 ARMLESS RECLINING CHAIR | 24x40x33/40 | 1085 | 1130 | 1180 | 1225 | 1270 | 1315 | 910 | 955 | 1000 |
| 086 ARMLESS LOVESEAT BUMPER LEFT | 68x40x33/40 | 1695 | 1770 | 1845 | 1925 | 2000 | 2075 | 1315 | 1370 | 1430 |
| 088 ARMLESS CHAIR BUMPER LEFT | 45x40x33/40 | 1080 | 1155 | 1225 | 1295 | 1365 | 1440 | 830 | 865 | 905 |
| 089 ARMLESS CHAIR BUMPER RIGHT | 45x40x33/40 | 1080 | 1155 | 1225 | 1295 | 1365 | 1440 | 830 | 865 | 905 |
| 095 APARTMENT SOFA | 77x40x33/40 | 2210 | 2330 | 2455 | 2575 | 2700 | 2820 | 1735 | 1810 | 1885 |
| 096 APARTMENT SOFA LEFT ARM | 69x40x33/40 | 1930 | 2025 | 2120 | 2220 | 2315 | 2410 | 1490 | 1565 | 1640 |
| 097 APARTMENT SOFA RIGHT ARM | 69x40x33/40 | 1930 | 2025 | 2120 | 2220 | 2315 | 2410 | 1490 | 1565 | 1640 |

VALENCE

FEATURES:

- *Wall hugger power recliners with full footrest (manual n/a).
- Manual adjustable headrest on all items (2 on square corner & stationary on wedge).
- Seat cushions with shaped foam + 1" layer of memory foam on top.
- Stitching: Small thread in fabric & large flat thread in leather.
- Lounge chair reclining back items with "Push Back" mechanism; wall clearance 10".
- *Excludes 043 & 163 chairs: Wall clearance 16"

Note: 2 recliner seats separated by a corner can not be opened at the same time. No recliner seats beside #155 Small Square Corner.

OPTIONS

- Battery Pack: Add \$125/ea.
- Motorized headrest: Add \$125 ea. (Motorized headrest N/A on stationary & lounge chair items).
- Choice of Large or Small 6" Arm: Leg on LARGE arm: LG08 wood. Leg on SMALL Arm: LG195 wood. Specify colour of wood leg.
- Seat Depth: 20" or *22". *22" seat depth N/A on chairs 043 & 163.
- 043 & 163: with wood base, add \$165 (specify colour).

ACCESSORIES (Available only on *items 159-160-190.)

- Metal Cup Holder: \$25 ea. (1 on 160-190 & 2 side by side on 159). Specify colour: Stainless, Black or Antique Gold.
- Accessories: Grommet \$35 ea. | Swivel tray & Wine Glass holder \$20 ea., Tablet holder \$40 & LED Lamp \$50.
- *STORAGE items 159-160-190 with 2 USB/Electric outlets. *Must be used between 2 seats. Pieces are plain (without arm detail) & are not finished on the sides.

| Description | L x D x H | Leather | | | | | | Fabric | | |
|--|----------------|------------|-------------------------------|--|---|----------------------------------|--------------|--------|----------|------|
| | | 10 Pony | 20 Hugo Madras Softy | 30 Empire Fantasy Illusion Tucson Utah Vintage Yukon | 40 Diamond Elegance Princess Santiago Sensation Sunset Trina Victoria | 50 Bull Cassiope Dublin | 60 Caress | A | B COM | C |
| 124 STORAGE OTTOMAN | 30x22x17 | 560 | 580 | 600 | 620 | 645 | 665 | 480 | 500 | 520 |
| 155 SMALL SQUARE CORNER | 40x40x33/40 | 1435 | 1520 | 1605 | 1695 | 1780 | 1865 | 1115 | 1160 | 1200 |
| 159 WEDGE STORAGE | 10/25x35x22 | 560 | 585 | 610 | 640 | 665 | 690 | 430 | 440 | 450 |
| 160 STRAIGHT STORAGE | 10x35x22 | 540 | 565 | 590 | 615 | 645 | 670 | 410 | 420 | 430 |
| 163 DBL SWIVEL ROCKING RECLINER CHAIR | 33/36x40x33/40 | 1705 | 1800 | 1895 | 1995 | 2090 | 2190 | 1370 | 1410 | 1445 |
| 165 DOUBLE RECLINING CHAIR | 47x40x33/40 | 1765 | 1850 | 1940 | 2025 | 2110 | 2200 | 1460 | 1515 | 1570 |
| 167 APARTMENT SOFA NO ARM BUMPER LEFT | 82x40x33/40 | 1875 | 1980 | 2080 | 2185 | 2285 | 2385 | 1445 | 1520 | 1595 |
| 168 APARTMENT SOFA NO ARM BUMPER RIGHT | 82x40x33/40 | 1875 | 1980 | 2080 | 2185 | 2285 | 2385 | 1445 | 1520 | 1595 |
| 169 DOUBLE RECLINING CHAIR LEFT ARM | 39x40x33/40 | 1480 | 1545 | 1610 | 1680 | 1745 | 1810 | 1215 | 1280 | 1345 |
| 170 DOUBLE RECLINING CHAIR RIGHT ARM | 39x40x33/40 | 1480 | 1545 | 1610 | 1680 | 1745 | 1810 | 1215 | 1280 | 1345 |
| 171 ARMLESS DOUBLE RECLINING CHAIR | 31x40x33/40 | 1165 | 1210 | 1255 | 1300 | 1345 | 1390 | 955 | 1005 | 1055 |
| 173 DOUBLE LOUNGE CHAIR LEFT ARM | 39x62x33/40 | 1435 | 1515 | 1595 | 1680 | 1760 | 1840 | 1130 | 1200 | 1265 |
| 174 DOUBLE LOUNGE CHAIR RIGHT ARM | 39x62x33/40 | 1435 | 1515 | 1595 | 1680 | 1760 | 1840 | 1130 | 1200 | 1265 |
| 175 DOUBLE CHAIR LEFT ARM | 39x40x33/40 | 1200 | 1270 | 1340 | 1415 | 1485 | 1555 | 945 | 1000 | 1055 |
| 176 DOUBLE CHAIR RIGHT ARM | 39x40x33/40 | 1200 | 1270 | 1340 | 1415 | 1485 | 1555 | 945 | 1000 | 1055 |
| 177 ARMLESS DOUBLE CHAIR | 31x40x33/40 | 895 | 945 | 995 | 1045 | 1095 | 1150 | 680 | 725 | 770 |

VALENCE

FEATURES:

- *Wall hugger power recliners with full footrest (manual n/a).
- Manual adjustable headrest on all items (2 on square corner & stationary on wedge).
- Seat cushions with shaped foam + 1" layer of memory foam on top.
- Stitching: Small thread in fabric & large flat thread in leather.
- Lounge chair reclining back items with "Push Back" mechanism; wall clearance 10".
- *Excludes 043 & 163 chairs: Wall clearance 16"

Note: 2 recliner seats separated by a corner can not be opened at the same time. No recliner seats beside #155 Small Square Corner.

OPTIONS

- Battery Pack: Add \$125/ea.
- Motorized headrest: Add \$125 ea. (Motorized headrest N/A on stationary & lounge chair items).
- Choice of Large or Small 6" Arm: Leg on LARGE arm: LG08 wood. Leg on SMALL Arm: LG195 wood. Specify colour of wood leg.
- Seat Depth: 20" or *22". *22" seat depth N/A on chairs 043 & 163.
- 043 & 163: with wood base, add \$165 (specify colour).

ACCESSORIES (Available only on *items 159-160-190.)

- Metal Cup Holder: \$25 ea. (1 on 160-190 & 2 side by side on 159). Specify colour: Stainless, Black or Antique Gold.
- Accessories: Grommet \$35 ea. | Swivel tray & Wine Glass holder \$20 ea., Tablet holder \$40 & LED Lamp \$50.
- *STORAGE items 159-160-190 with 2 USB/Electric outlets. *Must be used between 2 seats. Pieces are plain (without arm detail) & are not finished on the sides.

| Description | L x D x H | Leather | | | | | | Fabric | | |
|--|----------------|------------|-------------------------------|--|---|----------------------------------|--------------|--------|----------|------|
| | | 10 Pony | 20 Hugo Madras Softy | 30 Empire Fantasy Illusion Tucson Utah Vintage Yukon | 40 Diamond Elegance Princess Santiago Sensation Sunset Trina Victoria | 50 Bull Cassiope Dublin | 60 Caress | A | B COM | C |
| 178 ARMLESS DOUBLE CHAIR BUMPER LEFT | 52x40x33/40 | 1160 | 1230 | 1300 | 1370 | 1445 | 1515 | 910 | 955 | 1000 |
| 179 ARMLESS DOUBLE CHAIR BUMPER RIGHT | 52x40x33/40 | 1160 | 1230 | 1300 | 1370 | 1445 | 1515 | 910 | 955 | 1000 |
| 186 ARMLESS LOVESEAT BUMPER STORAGE-L | 68x40x33/40 | 1815 | 1890 | 1970 | 2045 | 2120 | 2200 | 1435 | 1495 | 1555 |
| 187 ARMLESS LOVESEAT BUMPER STORAGE-R | 68x40x33/40 | 1815 | 1890 | 1970 | 2045 | 2120 | 2200 | 1435 | 1495 | 1555 |
| 188 ARMLESS CHAIR BUMPER STORAGE-L | 45x40x33/40 | 1205 | 1275 | 1345 | 1420 | 1490 | 1560 | 955 | 985 | 1015 |
| 189 ARMLESS CHAIR BUMPER STORAGE-R | 45x40x33/40 | 1205 | 1275 | 1345 | 1420 | 1490 | 1560 | 955 | 985 | 1015 |
| 190 SMALL WEDGE STORAGE | 10/20x35x22 | 540 | 565 | 590 | 615 | 645 | 670 | 410 | 420 | 430 |
| 221 ARMLESS DBL CHAIR BUMPER STORAGE-L | 52x40x33/40 | 1280 | 1350 | 1425 | 1495 | 1565 | 1635 | 1025 | 1075 | 1125 |
| 222 ARMLESS DBL CHAIR BUMPER STORAGE-R | 52x40x33/40 | 1280 | 1350 | 1425 | 1495 | 1565 | 1635 | 1025 | 1075 | 1125 |
| 223 APT SOFA NO ARM BUMPER STORAGE-L | 82x40x33/40 | 1995 | 2100 | 2210 | 2315 | 2425 | 2530 | 1565 | 1640 | 1720 |
| 224 APT SOFA NO ARM BUMPER STORAGE-R | 82x40x33/40 | 1995 | 2100 | 2210 | 2315 | 2425 | 2530 | 1565 | 1640 | 1720 |
| 230 DBLE LOUNGE CHAIR RECLINING BACK L-ARM | 39x62x33/40 | 1575 | 1650 | 1730 | 1805 | 1880 | 1960 | 1235 | 1305 | 1375 |
| 231 DBLE LOUNGE CHAIR RECLINING BACK R-ARM | 39x62x33/40 | 1575 | 1650 | 1730 | 1805 | 1880 | 1960 | 1235 | 1305 | 1375 |
| 232 LOUNGE CHAIR RECLINING BACK LEFT ARM | 32x62x33/40 | 1460 | 1530 | 1600 | 1675 | 1745 | 1815 | 1160 | 1205 | 1250 |
| 233 LOUNGE CHAIR RECLINING BACK RIGHT ARM | 32x62x33/40 | 1460 | 1530 | 1600 | 1675 | 1745 | 1815 | 1160 | 1205 | 1250 |
| 234 SECTIONAL APT SOFA BUMPER LEFT | 96x40/44x33/40 | 2310 | 2440 | 2565 | 2695 | 2820 | 2950 | 1685 | 1765 | 1845 |

VALENCE

FEATURES:

- *Wall hugger power recliners with full footrest (manual n/a).
- Manual adjustable headrest on all items (2 on square corner & stationary on wedge).
- Seat cushions with shaped foam + 1" layer of memory foam on top.
- Stitching: Small thread in fabric & large flat thread in leather.
- Lounge chair reclining back items with "Push Back" mechanism; wall clearance 10".
- *Excludes 043 & 163 chairs: Wall clearance 16"

Note: 2 recliner seats separated by a corner can not be opened at the same time. No recliner seats beside #155 Small Square Corner.

OPTIONS

- Battery Pack: Add \$125/ea.
- Motorized headrest: Add \$125 ea. (Motorized headrest N/A on stationary & lounge chair items).
- Choice of Large or Small 6" Arm: Leg on LARGE arm: LG08 wood. Leg on SMALL Arm: LG195 wood. Specify colour of wood leg.
- Seat Depth: 20" or *22". *22" seat depth N/A on chairs 043 & 163.
- 043 & 163: with wood base, add \$165 (specify colour).

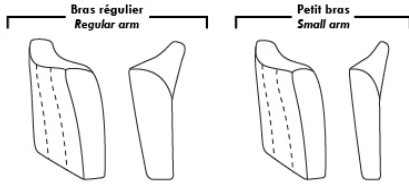
ACCESSORIES (Available only on *items 159-160-190.)

- Metal Cup Holder: \$25 ea. (1 on 160-190 & 2 side by side on 159). Specify colour: Stainless, Black or Antique Gold.
- Accessories: Grommet \$35 ea. | Swivel tray & Wine Glass holder \$20 ea., Tablet holder \$40 & LED Lamp \$50.
- *STORAGE items 159-160-190 with 2 USB/Electric outlets. *Must be used between 2 seats. Pieces are plain (without arm detail) & are not finished on the sides.

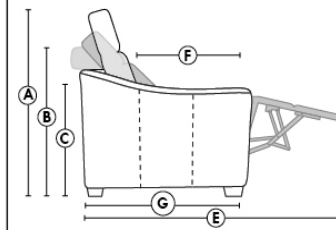
| Description | L x D x H | Leather | | | | | | Fabric | | |
|-------------------------------------|----------------|------------|-------------------------------|--|---|----------------------------------|--------------|--------|----------|------|
| | | 10 Pony | 20 Hugo Madras Softy | 30 Empire Fantasy Illusion Tucson Utah Vintage Yukon | 40 Diamond Elegance Princess Santiago Sensation Sunset Trina Victoria | 50 Bull Cassiope Dublin | 60 Caress | A | B COM | C |
| 235 SECTIONAL APT SOFA BUMPER RIGHT | 96x40/44x33/40 | 2310 | 2440 | 2565 | 2695 | 2820 | 2950 | 1685 | 1765 | 1845 |
| CONFIGURATIONS | | | | | | | | | | |
| A CONFIG (169-170) | 78X40X40 | 2960 | 3090 | 3220 | 3360 | 3490 | 3620 | 2430 | 2560 | 2690 |
| B CONFIG (169-171-174) | 109X62X40 | 4080 | 4270 | 4460 | 4660 | 4850 | 5040 | 3300 | 3485 | 3665 |
| C CONFIG (096-055-171-170) | 114X114X40 | 6010 | 6300 | 6590 | 6895 | 7185 | 7475 | 4775 | 5010 | 5240 |
| D CONFIG (169-171-235) | 114X96X40 | 4955 | 5195 | 5430 | 5675 | 5910 | 6150 | 3855 | 4050 | 4245 |
| J CONFIG (041-042) | 64X40X40 | 2810 | 2920 | 3030 | 3140 | 3250 | 3370 | 2330 | 2400 | 2470 |
| K CONFIG (041-071-005) | 88X62X40 | 3815 | 3970 | 4135 | 4290 | 4445 | 4605 | 3120 | 3245 | 3370 |
| L CONFIG (012-055-071-042) | 100X100X40 | 5670 | 5935 | 6205 | 6480 | 6745 | 7015 | 4555 | 4740 | 4915 |
| M CONFIG (041-071-024) | 100X89X40 | 4725 | 4960 | 5205 | 5440 | 5680 | 5920 | 3685 | 3850 | 4010 |

VALENCE

OPTIMA

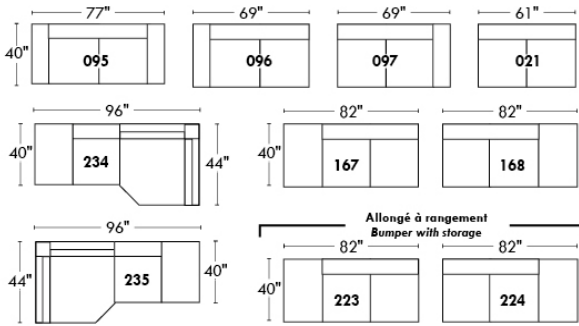


Spécifications | Specifications

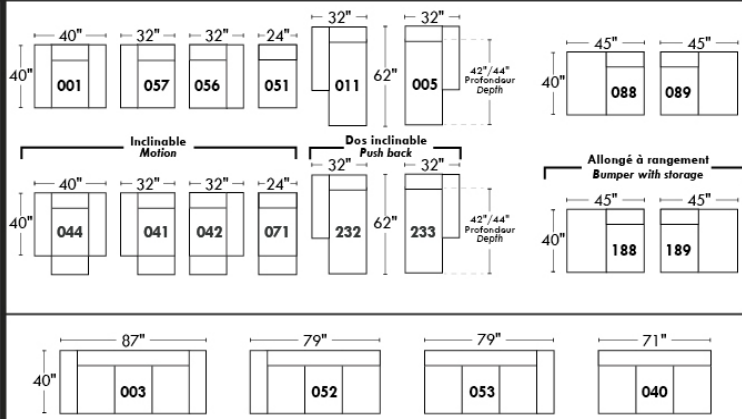
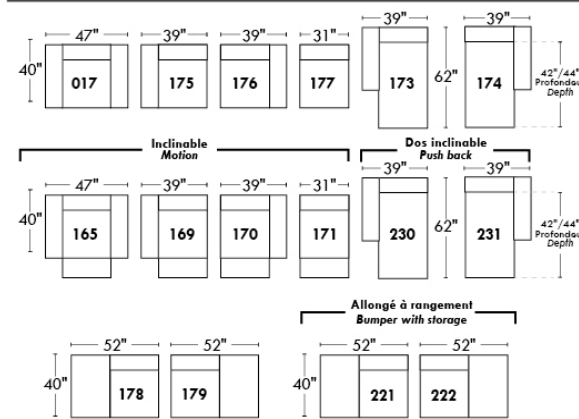
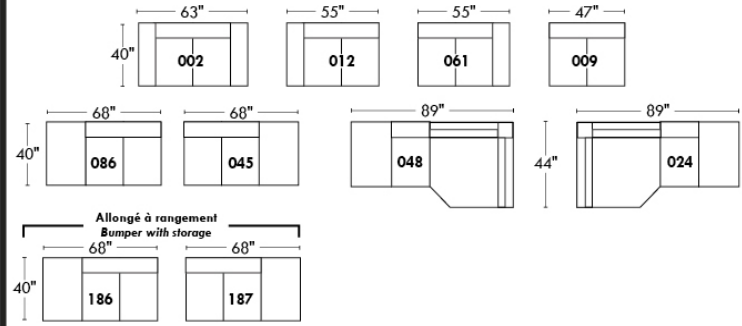


- Appui-tête levé / Headrest up
 - Appui-tête baissé / Headrest down
 - Complètement incliné / Fully reclined
- (A)** Hauteur complète 40" / Total Height
(B) Hauteur appui-tête baissé 33" / Height headrest down
(C) Hauteur du bras 23" / Arm Height
(D) Hauteur du siège 19,5" / Seat height
(E) Profondeur inclinée 65" / Depth fully reclined
(F) Profondeur d'assise 20" ou/ou 22" / Seat depth
(G) Profondeur appui-tête monté 36" / Depth with headrest up

Siège 30" de large | 30" Seat Width



Siège 23" de large | 23" Seat Width



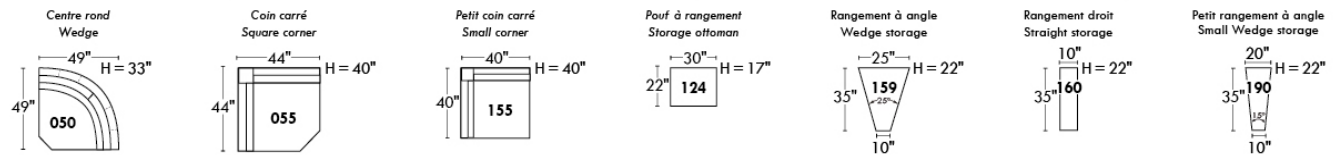
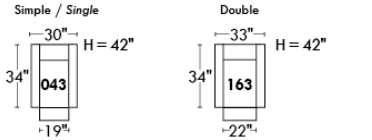
Autres | Others

Fauteuil berçant, pivotant et inclinable

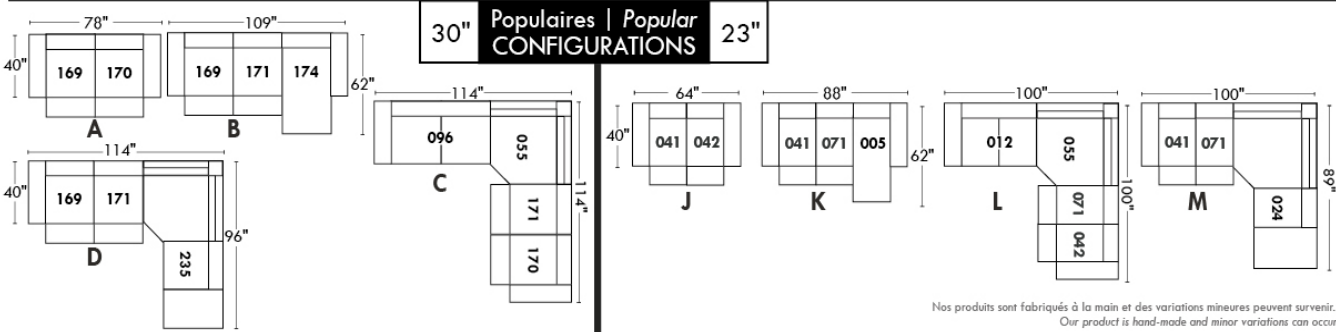
N'est pas un mécanisme protège-mur
Dégagement mural: 16"

Swivel, rocking motion chair

Not a wall hugger mechanism
Wall clearance: 16"



30" Populaires | Popular CONFIGURATIONS 23"



Nos produits sont fabriqués à la main et des variations mineures peuvent survenir.
Our product is hand-made and minor variations can occur.

VANDA

Features: Adjustable headrest included with all items (2 with square corner). Headrest STATIONARY on Wedge (050). Stitching: Small "French Stitch" in fabric & in leather. Swivel Rocking Recliner Chairs (items 043 & 163 only): Seat cushions with 1" memory foam. Lounge Chair Reclining Back items with "Push Back" mechanism; wall distance 10".

OPTIONS - Provide SKETCH of your config:

Small 6" Arm: at same price.

Leg (specify colour): On LARGE arm: LG103 wood or LG189 metal (Black or Chrome). SMALL Arm LEG: LG08 wood or LG64 metal.

Choice of Seat Depth: 20" or *22". The *22" seat depth N/A on chairs #043 & #163.

043 & 163 Chairs: with wood base, add \$165 (specify colour).

PREMIUM Option (Available only with MOTORIZED option): Full footrest + upholstered seat cushions with shaped foam & 1" layer of memory foam on entire set (on stationary & recliner seats); ADD \$30/seat. Bumper section counts as 1 seat & lounge chairs as 2 seats.

Motorized reclining mechanism with touch-sensor button add \$125/mec. For Battery Pack mechanism add \$250/mec.

NB: 2 recliner seats SEPARATED by a wedge or square corner cannot be opened at the same time.

| Description | L x D x H | Leather | | | | | | Fabric | | |
|-------------------------------------|----------------|------------|-------------------------------|--|---|----------------------------------|--------------|--------|----------|------|
| | | 10 Pony | 20 Hugo Madras Softy | 30 Empire Fantasy Illusion Tucson Utah Vintage Yukon | 40 Diamond Elegance Princess Santiago Sensation Sunset Trina Victoria | 50 Bull Cassiope Dublin | 60 Caress | A | B COM | C |
| 001 CHAIR | 44X40X33/40 | 1225 | 1305 | 1385 | 1465 | 1545 | 1620 | 915 | 960 | 990 |
| 002 LOVESEAT | 67X40X33/40 | 1780 | 1885 | 1990 | 2095 | 2195 | 2290 | 1330 | 1385 | 1445 |
| 003 SOFA | 91X40X33/40 | 2175 | 2300 | 2430 | 2555 | 2680 | 2805 | 1605 | 1690 | 1760 |
| 005 LOUNGE CHAIR RIGHT ARM | 34X62X33/40 | 1165 | 1225 | 1290 | 1345 | 1410 | 1465 | 855 | 915 | 970 |
| 009 ARMLESS LOVESEAT | 47X40X33/40 | 1330 | 1385 | 1455 | 1515 | 1570 | 1625 | 980 | 1030 | 1100 |
| 011 LOUNGE CHAIR LEFT ARM | 34X62X33/40 | 1165 | 1225 | 1290 | 1345 | 1410 | 1465 | 855 | 915 | 970 |
| 012 LOVESEAT LEFT ARM | 57X40X33/40 | 1560 | 1630 | 1730 | 1805 | 1880 | 1965 | 1160 | 1215 | 1275 |
| 017 DOUBLE CHAIR | 51X40X33/40 | 1315 | 1395 | 1490 | 1570 | 1650 | 1745 | 970 | 1015 | 1070 |
| 021 APARTMENT SOFA NO ARM | 61X40X33/40 | 1510 | 1580 | 1670 | 1750 | 1830 | 1900 | 1115 | 1195 | 1265 |
| 024 SECTIONAL LOVESEAT BUMPER RIGHT | 89X40/44X33/40 | 2095 | 2220 | 2360 | 2495 | 2620 | 2755 | 1435 | 1515 | 1595 |
| 040 ARMLESS SOFA | 71X40X33/40 | 1710 | 1780 | 1880 | 1970 | 2050 | 2140 | 1270 | 1345 | 1430 |
| 041 RECLINING CHAIR LEFT ARM | 34X40X33/40 | 1120 | 1190 | 1245 | 1315 | 1365 | 1430 | 870 | 915 | 960 |
| 042 RECLINING CHAIR RIGHT ARM | 34X40X33/40 | 1120 | 1190 | 1245 | 1315 | 1365 | 1430 | 870 | 915 | 960 |
| 043 SWIVEL ROCKING RECLINING CHAIR | 30x34x42 | 1475 | 1555 | 1645 | 1740 | 1820 | 1900 | 1180 | 1215 | 1250 |
| 044 RECLINER CHAIR | 44X40X33/40 | 1350 | 1435 | 1520 | 1600 | 1685 | 1755 | 1055 | 1095 | 1130 |
| 045 ARMLESS LOVESEAT BUMPER RIGHT | 68X40X33/40 | 1565 | 1640 | 1745 | 1830 | 1905 | 1995 | 1165 | 1225 | 1285 |
| 048 SECTIONAL LOVESEAT BUMPER LEFT | 89X40/44X33/40 | 2095 | 2220 | 2360 | 2495 | 2620 | 2755 | 1435 | 1515 | 1595 |
| 050 WEDGE | 49X49X33 | 1165 | 1240 | 1330 | 1410 | 1490 | 1565 | 815 | 855 | 910 |
| 051 ARMLESS CHAIR | 24X40X33/40 | 755 | 795 | 840 | 875 | 920 | 965 | 570 | 610 | 655 |
| 052 SOFA LEFT ARM | 81X40X33/40 | 1945 | 2035 | 2150 | 2255 | 2360 | 2475 | 1435 | 1515 | 1595 |

VANDA

Features: Adjustable headrest included with all items (2 with square corner). Headrest STATIONARY on Wedge (050). Stitching: Small "French Stitch" in fabric & in leather. Swivel Rocking Recliner Chairs (items 043 & 163 only): Seat cushions with 1" memory foam. Lounge Chair Reclining Back items with "Push Back" mechanism; wall distance 10".

OPTIONS - Provide SKETCH of your config:

Small 6" Arm: at same price.

Leg (specify colour): On LARGE arm: LG103 wood or LG189 metal (Black or Chrome). SMALL Arm LEG: LG08 wood or LG64 metal.

Choice of Seat Depth: 20" or *22". The *22" seat depth N/A on chairs #043 & #163.

043 & 163 Chairs: with wood base, add \$165 (specify colour).

PREMIUM Option (Available only with MOTORIZED option): Full footrest + upholstered seat cushions with shaped foam & 1" layer of memory foam on entire set (on stationary & recliner seats); ADD \$30/seat. Bumper section counts as 1 seat & lounge chairs as 2 seats.

Motorized reclining mechanism with touch-sensor button add \$125/mec. For Battery Pack mechanism add \$250/mec.

NB: 2 recliner seats SEPARATED by a wedge or square corner cannot be opened at the same time.

| Description | L x D x H | Leather | | | | | | Fabric | | |
|--|--------------|------------|-------------------------------|--|---|----------------------------------|--------------|--------|----------|------|
| | | 10 Pony | 20 Hugo Madras Softy | 30 Empire Fantasy Illusion Tucson Utah Vintage Yukon | 40 Diamond Elegance Princess Santiago Sensation Sunset Trina Victoria | 50 Bull Cassiope Dublin | 60 Caress | A | B COM | C |
| 053 SOFA RIGHT ARM | 81X40X33/40 | 1945 | 2035 | 2150 | 2255 | 2360 | 2475 | 1435 | 1515 | 1595 |
| 055 SQUARE CORNER | 44X44X33/40 | 1375 | 1455 | 1540 | 1615 | 1700 | 1770 | 1025 | 1080 | 1120 |
| 056 CHAIR RIGHT ARM | 34X40X33/40 | 990 | 1055 | 1115 | 1185 | 1235 | 1295 | 740 | 775 | 815 |
| 057 CHAIR LEFT ARM | 34X40X33/40 | 990 | 1055 | 1115 | 1185 | 1235 | 1295 | 740 | 775 | 815 |
| 061 LOVESEAT RIGHT ARM | 57X40X33/40 | 1560 | 1630 | 1730 | 1805 | 1880 | 1965 | 1160 | 1215 | 1275 |
| 071 ARMLESS RECLINING CHAIR | 24X40X33/40 | 895 | 945 | 980 | 1015 | 1060 | 1100 | 705 | 755 | 810 |
| 086 ARMLESS LOVESEAT BUMPER LEFT | 68X40X33/40 | 1565 | 1640 | 1745 | 1830 | 1905 | 1995 | 1165 | 1225 | 1285 |
| 088 ARMLESS CHAIR BUMPER LEFT | 45X40X33/40 | 1000 | 1065 | 1135 | 1205 | 1270 | 1335 | 745 | 780 | 825 |
| 089 ARMLESS CHAIR BUMPER RIGHT | 45X40X33/40 | 1000 | 1065 | 1135 | 1205 | 1270 | 1335 | 745 | 780 | 825 |
| 095 APARTMENT SOFA | 81X40X33/40 | 1975 | 2095 | 2215 | 2335 | 2450 | 2570 | 1460 | 1535 | 1605 |
| 096 APARTMENT SOFA LEFT ARM | 71X40X33/40 | 1740 | 1835 | 1950 | 2035 | 2140 | 2235 | 1295 | 1365 | 1440 |
| 097 APARTMENT SOFA RIGHT ARM | 71X40X33/40 | 1740 | 1835 | 1950 | 2035 | 2140 | 2235 | 1295 | 1365 | 1440 |
| 124 STORAGE OTTOMAN | 30X22X17 | 530 | 550 | 580 | 610 | 640 | 665 | 445 | 455 | 470 |
| 163 DBL SWIVEL ROCKING RECLINER CHAIR | 33 x 34 x 42 | 1510 | 1605 | 1695 | 1770 | 1865 | 1955 | 1185 | 1220 | 1255 |
| 165 DOUBLE RECLINING CHAIR | 51X40X33/40 | 1440 | 1530 | 1615 | 1710 | 1780 | 1875 | 1105 | 1160 | 1210 |
| 167 APARTMENT SOFA NO ARM BUMPER LEFT | 82X40X33/40 | 1745 | 1845 | 1965 | 2070 | 2175 | 2280 | 1305 | 1375 | 1445 |
| 168 APARTMENT SOFA NO ARM BUMPER RIGHT | 82X40X33/40 | 1745 | 1845 | 1965 | 2070 | 2175 | 2280 | 1305 | 1375 | 1445 |
| 169 DOUBLE RECLINING CHAIR LEFT ARM | 41X40X33/40 | 1210 | 1275 | 1345 | 1415 | 1485 | 1545 | 945 | 985 | 1030 |
| 170 DOUBLE RECLINING CHAIR RIGHT ARM | 41X40X33/40 | 1210 | 1275 | 1345 | 1415 | 1485 | 1545 | 945 | 985 | 1030 |
| 171 ARMLESS DOUBLE RECLINING CHAIR | 31X40X33/40 | 980 | 1020 | 1080 | 1120 | 1170 | 1215 | 755 | 810 | 855 |
| 173 DOUBLE LOUNGE CHAIR LEFT ARM | 41X62X33/40 | 1270 | 1345 | 1435 | 1515 | 1595 | 1670 | 955 | 1020 | 1105 |

VANDA

Features: Adjustable headrest included with all items (2 with square corner). Headrest STATIONARY on Wedge (050). Stitching: Small "French Stitch" in fabric & in leather. Swivel Rocking Recliner Chairs (items 043 & 163 only): Seat cushions with 1" memory foam. Lounge Chair Reclining Back items with "Push Back" mechanism; wall distance 10".

OPTIONS - Provide SKETCH of your config:

Small 6" Arm: at same price.

Leg (specify colour): On LARGE arm: LG103 wood or LG189 metal (Black or Chrome). SMALL Arm LEG: LG08 wood or LG64 metal.

Choice of Seat Depth: 20" or *22". The *22" seat depth N/A on chairs #043 & #163.

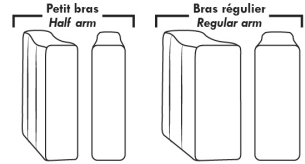
043 & 163 Chairs: with wood base, add \$165 (specify colour).

PREMIUM Option (Available only with MOTORIZED option): Full footrest + upholstered seat cushions with shaped foam & 1" layer of memory foam on entire set (on stationary & recliner seats); ADD \$30/seat. Bumper section counts as 1 seat & lounge chairs as 2 seats.

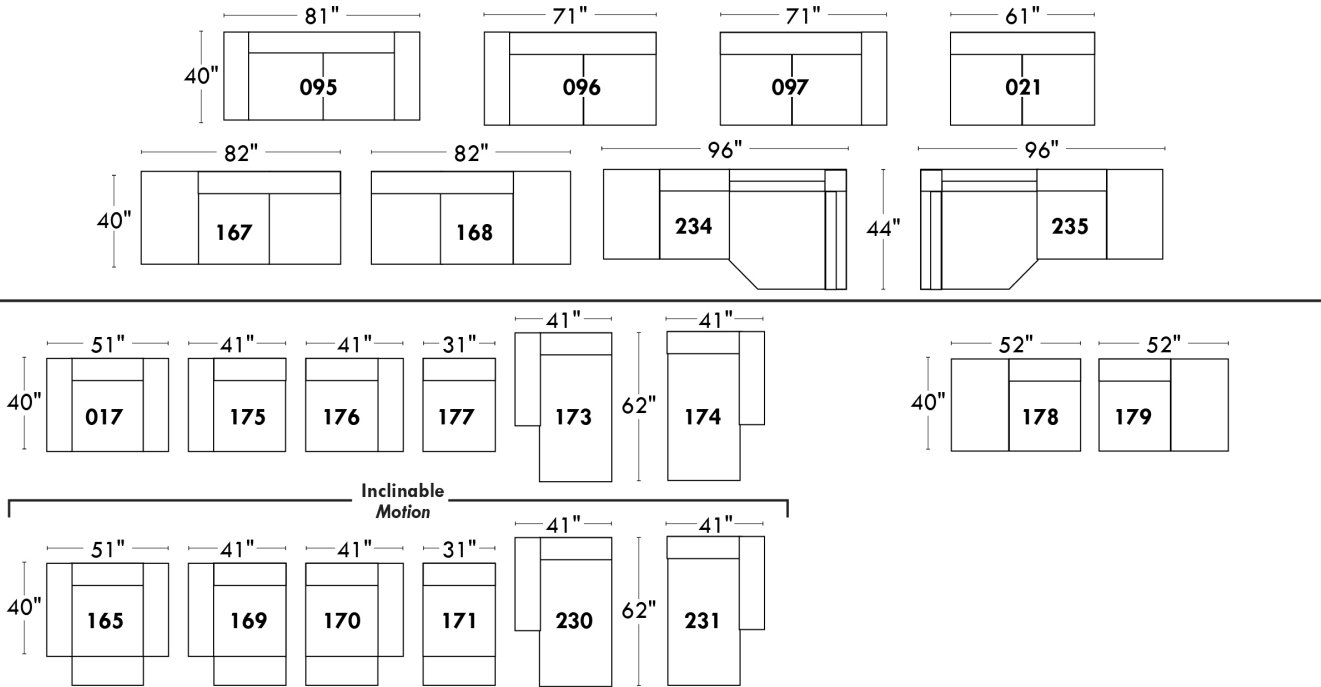
Motorized reclining mechanism with touch-sensor button add \$125/mec. For Battery Pack mechanism add \$250/mec.

NB: 2 recliner seats SEPARATED by a wedge or square corner cannot be opened at the same time.

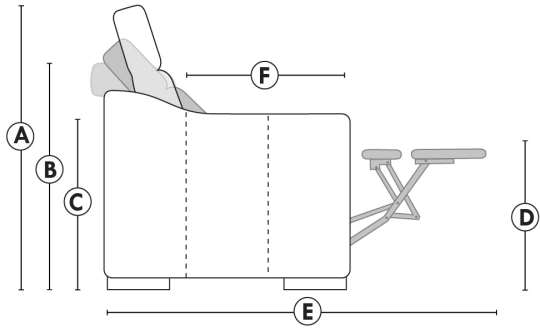
| Description | L x D x H | Leather | | | | | | Fabric | | |
|--|----------------|------------|-------------------------------|--|---|----------------------------------|--------------|--------|----------|------|
| | | 10 Pony | 20 Hugo Madras Softy | 30 Empire Fantasy Illusion Tucson Utah Vintage Yukon | 40 Diamond Elegance Princess Santiago Sensation Sunset Trina Victoria | 50 Bull Cassiope Dublin | 60 Caress | A | B COM | C |
| 174 DOUBLE LOUNGE CHAIR RIGHT ARM | 41X62X33/40 | 1270 | 1345 | 1435 | 1515 | 1595 | 1670 | 955 | 1020 | 1105 |
| 175 DOUBLE CHAIR LEFT ARM | 41X40X33/40 | 1070 | 1135 | 1210 | 1275 | 1340 | 1410 | 800 | 850 | 910 |
| 176 DOUBLE CHAIR RIGHT ARM | 41X40X33/40 | 1070 | 1135 | 1210 | 1275 | 1340 | 1410 | 800 | 850 | 910 |
| 177 ARMLESS DOUBLE CHAIR | 31X40X33/40 | 840 | 885 | 950 | 985 | 1025 | 1080 | 625 | 675 | 735 |
| 178 ARMLESS DOUBLE CHAIR BUMPER LEFT | 52X40X33/40 | 1080 | 1155 | 1230 | 1305 | 1375 | 1445 | 810 | 855 | 915 |
| 179 ARMLESS DOUBLE CHAIR BUMPER RIGHT | 52X40X33/40 | 1080 | 1155 | 1230 | 1305 | 1375 | 1445 | 810 | 855 | 915 |
| 230 DBLE LOUNGE CHAIR RECLINING BACK L-ARM | 41X62X33/40 | 1410 | 1490 | 1570 | 1640 | 1735 | 1815 | 1060 | 1135 | 1215 |
| 231 DBLE LOUNGE CHAIR RECLINING BACK R-ARM | 41X62X33/40 | 1410 | 1490 | 1570 | 1640 | 1735 | 1815 | 1060 | 1135 | 1215 |
| 232 LOUNGE CHAIR RECLINING BACK LEFT ARM | 34X62X33/40 | 1305 | 1355 | 1430 | 1490 | 1545 | 1605 | 970 | 1015 | 1070 |
| 233 LOUNGE CHAIR RECLINING BACK RIGHT ARM | 34X62X33/40 | 1305 | 1355 | 1430 | 1490 | 1545 | 1605 | 970 | 1015 | 1070 |
| 234 SECTIONAL APT SOFA BUMPER LEFT | 96X40/44X33/40 | 2175 | 2305 | 2440 | 2570 | 2710 | 2835 | 1515 | 1605 | 1700 |
| 235 SECTIONAL APT SOFA BUMPER RIGHT | 96X40/44X33/40 | 2175 | 2305 | 2440 | 2570 | 2710 | 2835 | 1515 | 1605 | 1700 |
| CONFIGURATIONS | | | | | | | | | | |
| A CONFIG. (169-177-174) | 113X62X33/40 | 3320 | 3505 | 3730 | 3915 | 4105 | 4295 | 2525 | 2680 | 2870 |
| B CONFIG. (96-55-177-170) | 116X116X33/40 | 5165 | 5450 | 5785 | 6050 | 6350 | 6630 | 3890 | 4105 | 4325 |
| C CONFIG. (173-177-055-179) | 115X96X33/40 | 4565 | 4840 | 5155 | 5420 | 5695 | 5965 | 3415 | 3630 | 3875 |
| D CONFIG. (011-009-005) | 115X62X33/40 | 3660 | 3835 | 4035 | 4205 | 4390 | 4555 | 2690 | 2860 | 3040 |
| E CONFIG. (41-71-55-61) | 102X101X33/40 | 4950 | 5220 | 5495 | 5750 | 6005 | 6265 | 3760 | 3965 | 4165 |
| F CONFIG. (41-61) | 91X40X33/40 | 2680 | 2820 | 2975 | 3120 | 3245 | 3395 | 2030 | 2130 | 2235 |
| G CONFIG. (57-42) | 68X40X33/40 | 2110 | 2245 | 2360 | 2500 | 2600 | 2725 | 1610 | 1690 | 1775 |



Items avec siège de 30" | Items with 30" seat

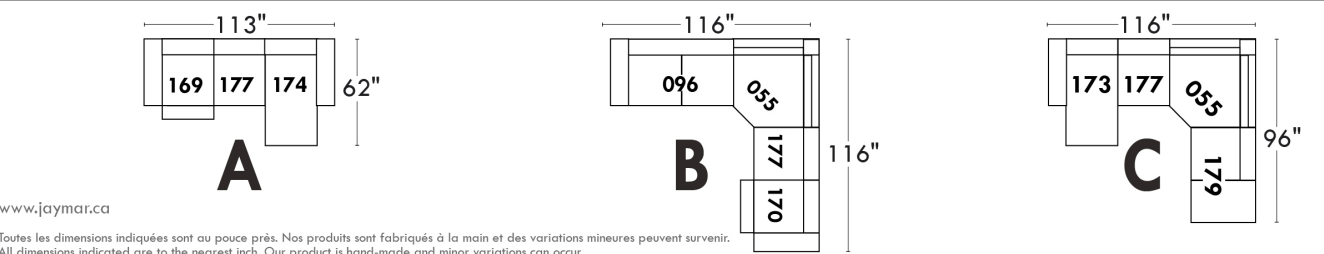
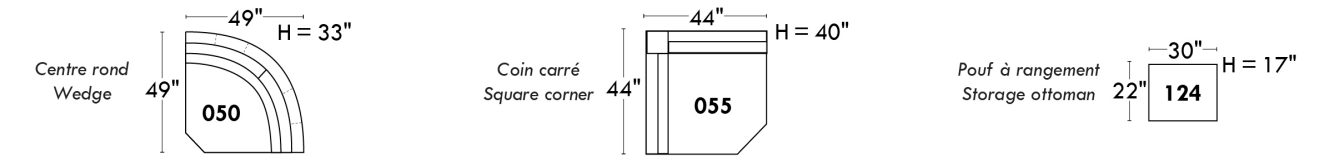


Spécifications | Specifications

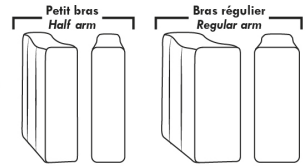


- Appui-tête levé / Headrest up
 - Appui-tête baissé / Headrest down
 - Complètement incliné / Fully reclined
- (A) Hauteur complète 40" / Total Height
 - (B) Hauteur appui-tête baissé 33" / Height headrest down
 - (C) Hauteur du bras 24" / Arm Height
 - (D) Hauteur du siège 19,5" / Seat height
 - (E) Profondeur incliné 65" / Depth fully reclined
 - (F) Profondeur d'assise 20" ou/ou 22" / Seat depth

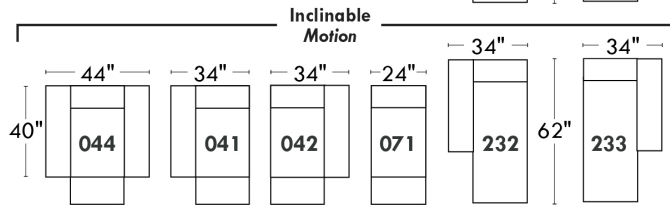
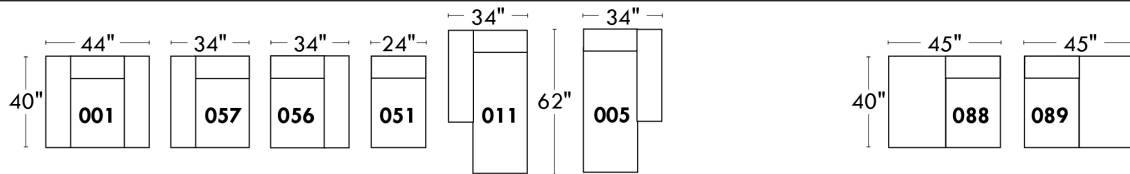
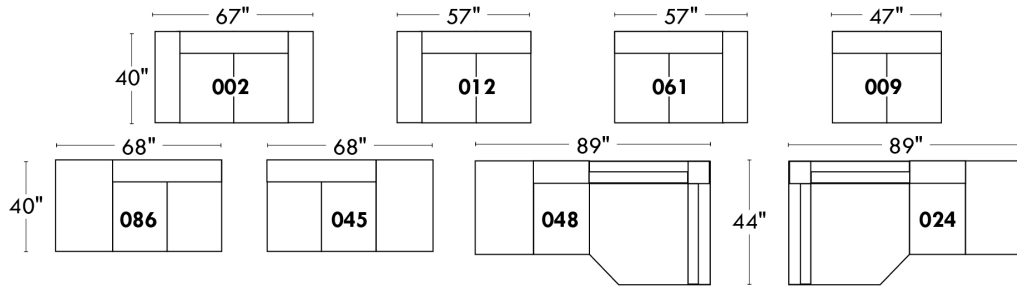
Autres | Others



www.jaymar.ca
 Toutes les dimensions indiquées sont au pouce près. Nos produits sont fabriqués à la main et des variations mineures peuvent survenir.
 All dimensions indicated are to the nearest inch. Our product is hand-made and minor variations can occur.



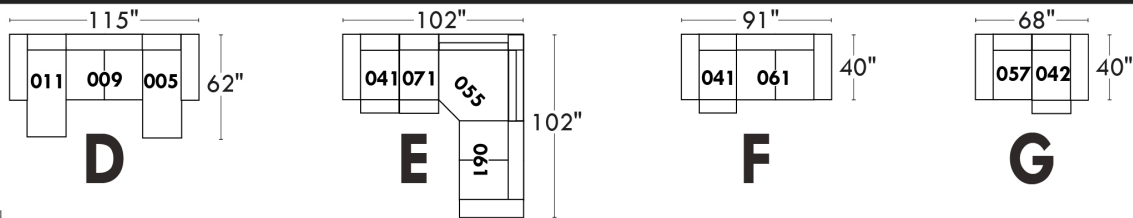
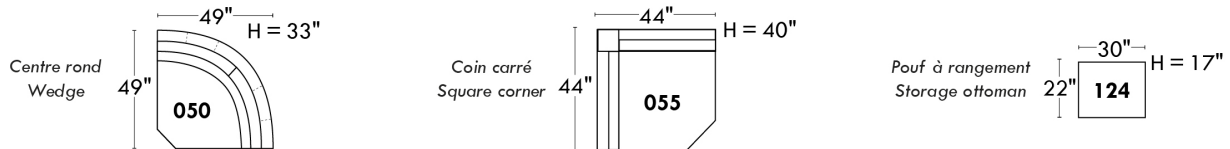
Items avec siège de 23" | Items with 23" seat



Fauteuil berçant, pivotant et inclinable
Swivel rocking motion chair

Simple 043: 30" wide, 34" high, H = 42", Bras | Arm 5 1/2", 19" base
 Double 163: 33" wide, 34" high, H = 42", Bras | Arm 5 1/2", 22" base

Autres | Others



VENICE

FEATURES:

- *Wall hugger power recliners with full footrest (manual n/a).
- Manual adjustable headrest on all items (2 on square corner & stationary on wedge).
- Seat cushions with shaped foam + 1" layer of memory foam on top; arm with memory foam.
- Stitching: Small thread in fabric & large flat thread in leather.
- Lounge chair reclining back items with "Push Back" mechanism; wall clearance 10".
- *Excludes 043 & 163 chairs: Wall clearance 16"

Note: 2 recliner seats separated by a corner can not be opened at the same time. No recliner seats beside #155 Small Square Corner.

OPTIONS

- Battery Pack: Add \$125/ea.
- Motorized headrest: Add \$125 ea. (Motorized headrest N/A on stationary & lounge chair items).
- Choice of Large or Small 6" Arm: Leg on LARGE arm: LG106 wood or LG189 metal (Black or Chrome). SMALL Arm: LG195 wood or LG196 metal (Black or Chrome). Specify colour.
- Seat Depth: 20" or *22". *22" seat depth N/A on chairs 043 & 163.
- 043 & 163 Chairs: with wood base, add \$165 (specify colour).

ACCESSORIES (Available only on *items 159-160-190)

- Metal Cup Holder: \$25 ea. (1 on 160-190 & 2 side by side on 159). Specify colour: Stainless, Black or Antique Gold.
- Accessories: Grommet \$35 ea. | Swivel tray & Wine Glass holder \$20 ea., Tablet holder \$40 & LED Lamp \$50.
- *STORAGE items 159-160-190 with 2 USB/Electric outlets. *Must be used between 2 seats. Pieces are plain (without arm detail) & are not finished on the sides.

| Description | L x D x H | Leather | | | | | | Fabric | | |
|-------------------------------------|----------------|------------|-------------------------------|--|---|----------------------------------|--------------|--------|----------|------|
| | | 10 Pony | 20 Hugo Madras Softy | 30 Empire Fantasy Illusion Tucson Utah Vintage Yukon | 40 Diamond Elegance Princess Santiago Sensation Sunset Trina Victoria | 50 Bull Cassiope Dublin | 60 Caress | A | B COM | C |
| 001 CHAIR | 46x40x33/40 | 1420 | 1500 | 1580 | 1665 | 1745 | 1825 | 1130 | 1165 | 1195 |
| 002 LOVESEAT | 69x40x33/40 | 2030 | 2125 | 2225 | 2320 | 2415 | 2515 | 1600 | 1665 | 1725 |
| 003 SOFA | 93x40x33/40 | 2450 | 2575 | 2705 | 2830 | 2960 | 3085 | 1935 | 2010 | 2085 |
| 005 LOUNGE CHAIR RIGHT ARM | 35x62x33/40 | 1325 | 1380 | 1440 | 1495 | 1550 | 1605 | 1045 | 1090 | 1135 |
| 009 ARMLESS LOVESEAT | 47x40x33/40 | 1425 | 1485 | 1545 | 1605 | 1670 | 1730 | 1100 | 1165 | 1225 |
| 011 LOUNGE CHAIR LEFT ARM | 35x62x33/40 | 1325 | 1380 | 1440 | 1495 | 1550 | 1605 | 1045 | 1090 | 1135 |
| 012 LOVESEAT LEFT ARM | 58x40x33/40 | 1745 | 1825 | 1905 | 1990 | 2070 | 2150 | 1365 | 1425 | 1480 |
| 017 DOUBLE CHAIR | 53x40x33/40 | 1490 | 1575 | 1665 | 1750 | 1835 | 1925 | 1180 | 1230 | 1280 |
| 021 APARTMENT SOFA NO ARM | 61x40x33/40 | 1605 | 1695 | 1780 | 1865 | 1955 | 2040 | 1235 | 1305 | 1375 |
| 024 SECTIONAL LOVESEAT BUMPER RIGHT | 89x40/44x33/40 | 2235 | 2370 | 2510 | 2645 | 2785 | 2920 | 1610 | 1695 | 1775 |
| 040 ARMLESS SOFA | 71x40x33/40 | 1840 | 1935 | 2025 | 2115 | 2210 | 2300 | 1435 | 1515 | 1595 |
| 041 RECLINING CHAIR LEFT ARM | 35x40x33/40 | 1405 | 1460 | 1515 | 1570 | 1625 | 1685 | 1165 | 1200 | 1235 |
| 042 RECLINING CHAIR RIGHT ARM | 35x40x33/40 | 1405 | 1460 | 1515 | 1570 | 1625 | 1685 | 1165 | 1200 | 1235 |
| 043 SWIVEL ROCKING RECLINING CHAIR | 30x34x42 | 1665 | 1755 | 1845 | 1940 | 2030 | 2120 | 1365 | 1405 | 1440 |
| 044 RECLINER CHAIR | 46x40x33/40 | 1695 | 1765 | 1835 | 1905 | 1980 | 2050 | 1405 | 1435 | 1465 |
| 045 ARMLESS LOVESEAT BUMPER RIGHT | 68x40x33/40 | 1695 | 1770 | 1845 | 1925 | 2000 | 2075 | 1315 | 1370 | 1430 |

VENICE

FEATURES:

- *Wall hugger power recliners with full footrest (manual n/a).
- Manual adjustable headrest on all items (2 on square corner & stationary on wedge).
- Seat cushions with shaped foam + 1" layer of memory foam on top; arm with memory foam.
- Stitching: Small thread in fabric & large flat thread in leather.
- Lounge chair reclining back items with "Push Back" mechanism; wall clearance 10".
- *Excludes 043 & 163 chairs: Wall clearance 16"

Note: 2 recliner seats separated by a corner can not be opened at the same time. No recliner seats beside #155 Small Square Corner.

OPTIONS

- Battery Pack: Add \$125/ea.
- Motorized headrest: Add \$125 ea. (Motorized headrest N/A on stationary & lounge chair items).
- Choice of Large or Small 6" Arm: Leg on LARGE arm: LG106 wood or LG189 metal (Black or Chrome). SMALL Arm: LG195 wood or LG196 metal (Black or Chrome). Specify colour.
- Seat Depth: 20" or *22". *22" seat depth N/A on chairs 043 & 163.
- 043 & 163 Chairs: with wood base, add \$165 (specify colour).

ACCESSORIES (Available only on *items 159-160-190)

- Metal Cup Holder: \$25 ea. (1 on 160-190 & 2 side by side on 159). Specify colour: Stainless, Black or Antique Gold.
- Accessories: Grommet \$35 ea. | Swivel tray & Wine Glass holder \$20 ea., Tablet holder \$40 & LED Lamp \$50.
- *STORAGE items 159-160-190 with 2 USB/Electric outlets. *Must be used between 2 seats. Pieces are plain (without arm detail) & are not finished on the sides.

| Description | L x D x H | Leather | | | | | | Fabric | | |
|------------------------------------|----------------|------------|-------------------------------|--|---|----------------------------------|--------------|--------|----------|------|
| | | 10 Pony | 20 Hugo Madras Softy | 30 Empire Fantasy Illusion Tucson Utah Vintage Yukon | 40 Diamond Elegance Princess Santiago Sensation Sunset Trina Victoria | 50 Bull Cassiope Dublin | 60 Caress | A | B COM | C |
| 048 SECTIONAL LOVESEAT BUMPER LEFT | 89x40/44x33/40 | 2235 | 2370 | 2510 | 2645 | 2785 | 2920 | 1610 | 1695 | 1775 |
| 050 WEDGE | 49X49X33 | 1240 | 1320 | 1405 | 1485 | 1565 | 1645 | 895 | 940 | 985 |
| 051 ARMLESS CHAIR | 24x40x33/40 | 815 | 855 | 900 | 940 | 980 | 1020 | 625 | 670 | 710 |
| 052 SOFA LEFT ARM | 82x40x33/40 | 2160 | 2265 | 2365 | 2470 | 2570 | 2670 | 1695 | 1770 | 1845 |
| 053 SOFA RIGHT ARM | 82x40x33/40 | 2160 | 2265 | 2365 | 2470 | 2570 | 2670 | 1695 | 1770 | 1845 |
| 055 SQUARE CORNER | 44x44x33/40 | 1435 | 1520 | 1605 | 1695 | 1780 | 1865 | 1115 | 1160 | 1200 |
| 056 CHAIR RIGHT ARM | 35x40x33/40 | 1135 | 1190 | 1240 | 1290 | 1340 | 1390 | 885 | 930 | 970 |
| 057 CHAIR LEFT ARM | 35x40x33/40 | 1135 | 1190 | 1240 | 1290 | 1340 | 1390 | 885 | 930 | 970 |
| 061 LOVESEAT RIGHT ARM | 58x40x33/40 | 1745 | 1825 | 1905 | 1990 | 2070 | 2150 | 1365 | 1425 | 1480 |
| 071 ARMLESS RECLINING CHAIR | 24x40x33/40 | 1085 | 1130 | 1180 | 1225 | 1270 | 1315 | 910 | 955 | 1000 |
| 086 ARMLESS LOVESEAT BUMPER LEFT | 68x40x33/40 | 1695 | 1770 | 1845 | 1925 | 2000 | 2075 | 1315 | 1370 | 1430 |
| 088 ARMLESS CHAIR BUMPER LEFT | 45x40x33/40 | 1080 | 1155 | 1225 | 1295 | 1365 | 1440 | 830 | 865 | 905 |
| 089 ARMLESS CHAIR BUMPER RIGHT | 45x40x33/40 | 1080 | 1155 | 1225 | 1295 | 1365 | 1440 | 830 | 865 | 905 |
| 095 APARTMENT SOFA | 83x40x33/40 | 2210 | 2330 | 2455 | 2575 | 2700 | 2820 | 1735 | 1810 | 1885 |
| 096 APARTMENT SOFA LEFT ARM | 72x40x33/40 | 1930 | 2025 | 2120 | 2220 | 2315 | 2410 | 1490 | 1565 | 1640 |
| 097 APARTMENT SOFA RIGHT ARM | 72x40x33/40 | 1930 | 2025 | 2120 | 2220 | 2315 | 2410 | 1490 | 1565 | 1640 |

VENICE

FEATURES:

- *Wall hugger power recliners with full footrest (manual n/a).
- Manual adjustable headrest on all items (2 on square corner & stationary on wedge).
- Seat cushions with shaped foam + 1" layer of memory foam on top; arm with memory foam.
- Stitching: Small thread in fabric & large flat thread in leather.
- Lounge chair reclining back items with "Push Back" mechanism; wall clearance 10".
- *Excludes 043 & 163 chairs: Wall clearance 16"

Note: 2 recliner seats separated by a corner can not be opened at the same time. No recliner seats beside #155 Small Square Corner.

OPTIONS

- Battery Pack: Add \$125/ea.
- Motorized headrest: Add \$125 ea. (Motorized headrest N/A on stationary & lounge chair items).
- Choice of Large or Small 6" Arm: Leg on LARGE arm: LG106 wood or LG189 metal (Black or Chrome). SMALL Arm: LG195 wood or LG196 metal (Black or Chrome). Specify colour.
- Seat Depth: 20" or *22". *22" seat depth N/A on chairs 043 & 163.
- 043 & 163 Chairs: with wood base, add \$165 (specify colour).

ACCESSORIES (Available only on *items 159-160-190)

- Metal Cup Holder: \$25 ea. (1 on 160-190 & 2 side by side on 159). Specify colour: Stainless, Black or Antique Gold.
- Accessories: Grommet \$35 ea. | Swivel tray & Wine Glass holder \$20 ea., Tablet holder \$40 & LED Lamp \$50.
- *STORAGE items 159-160-190 with 2 USB/Electric outlets. *Must be used between 2 seats. Pieces are plain (without arm detail) & are not finished on the sides.

| Description | L x D x H | Leather | | | | | | Fabric | | |
|--|-------------|---------|----------------------|--|---|-------------------------|-----------|--------|-------|------|
| | | 10 Pony | 20 Hugo Madras Softy | 30 Empire Fantasy Illusion Tucson Utah Vintage Yukon | 40 Diamond Elegance Princess Santiago Sensation Sunset Trina Victoria | 50 Bull Cassiope Dublin | 60 Caress | A | B COM | C |
| 124 STORAGE OTTOMAN | 30x22x17 | 560 | 580 | 600 | 620 | 645 | 665 | 480 | 500 | 520 |
| 155 SMALL SQUARE CORNER | 40x40x33/40 | 1435 | 1520 | 1605 | 1695 | 1780 | 1865 | 1115 | 1160 | 1200 |
| 159 WEDGE STORAGE | 10/25x35x22 | 560 | 585 | 610 | 640 | 665 | 690 | 430 | 440 | 450 |
| 160 STRAIGHT STORAGE | 10x35x22 | 540 | 565 | 590 | 615 | 645 | 670 | 410 | 420 | 430 |
| 163 DBL SWIVEL ROCKING RECLINER CHAIR | 33x34x42 | 1705 | 1800 | 1895 | 1995 | 2090 | 2190 | 1370 | 1410 | 1445 |
| 165 DOUBLE RECLINING CHAIR | 53x40x33/40 | 1765 | 1850 | 1940 | 2025 | 2110 | 2200 | 1460 | 1515 | 1570 |
| 167 APARTMENT SOFA NO ARM BUMPER LEFT | 82x40x33/40 | 1875 | 1980 | 2080 | 2185 | 2285 | 2385 | 1445 | 1520 | 1595 |
| 168 APARTMENT SOFA NO ARM BUMPER RIGHT | 82x40x33/40 | 1875 | 1980 | 2080 | 2185 | 2285 | 2385 | 1445 | 1520 | 1595 |
| 169 DOUBLE RECLINING CHAIR LEFT ARM | 42x40x33/40 | 1480 | 1545 | 1610 | 1680 | 1745 | 1810 | 1215 | 1280 | 1345 |
| 170 DOUBLE RECLINING CHAIR RIGHT ARM | 42x40x33/40 | 1480 | 1545 | 1610 | 1680 | 1745 | 1810 | 1215 | 1280 | 1345 |
| 171 ARMLESS DOUBLE RECLINING CHAIR | 31x40x33/40 | 1165 | 1210 | 1255 | 1300 | 1345 | 1390 | 955 | 1005 | 1055 |
| 173 DOUBLE LOUNGE CHAIR LEFT ARM | 42x62x33/40 | 1435 | 1515 | 1595 | 1680 | 1760 | 1840 | 1130 | 1200 | 1265 |
| 174 DOUBLE LOUNGE CHAIR RIGHT ARM | 42x62x33/40 | 1435 | 1515 | 1595 | 1680 | 1760 | 1840 | 1130 | 1200 | 1265 |
| 175 DOUBLE CHAIR LEFT ARM | 42x40x33/40 | 1200 | 1270 | 1340 | 1415 | 1485 | 1555 | 945 | 1000 | 1055 |
| 176 DOUBLE CHAIR RIGHT ARM | 42x40x33/40 | 1200 | 1270 | 1340 | 1415 | 1485 | 1555 | 945 | 1000 | 1055 |
| 177 ARMLESS DOUBLE CHAIR | 31x40x33/40 | 895 | 945 | 995 | 1045 | 1095 | 1150 | 680 | 725 | 770 |

VENICE

FEATURES:

- *Wall hugger power recliners with full footrest (manual n/a).
- Manual adjustable headrest on all items (2 on square corner & stationary on wedge).
- Seat cushions with shaped foam + 1" layer of memory foam on top; arm with memory foam.
- Stitching: Small thread in fabric & large flat thread in leather.
- Lounge chair reclining back items with "Push Back" mechanism; wall clearance 10".
- *Excludes 043 & 163 chairs: Wall clearance 16"

Note: 2 recliner seats separated by a corner can not be opened at the same time. No recliner seats beside #155 Small Square Corner.

OPTIONS

- Battery Pack: Add \$125/ea.
- Motorized headrest: Add \$125 ea. (Motorized headrest N/A on stationary & lounge chair items).
- Choice of Large or Small 6" Arm: Leg on LARGE arm: LG106 wood or LG189 metal (Black or Chrome). SMALL Arm: LG195 wood or LG196 metal (Black or Chrome). Specify colour.
- Seat Depth: 20" or *22". *22" seat depth N/A on chairs 043 & 163.
- 043 & 163 Chairs: with wood base, add \$165 (specify colour).

ACCESSORIES (Available only on *items 159-160-190)

- Metal Cup Holder: \$25 ea. (1 on 160-190 & 2 side by side on 159). Specify colour: Stainless, Black or Antique Gold.
- Accessories: Grommet \$35 ea. | Swivel tray & Wine Glass holder \$20 ea., Tablet holder \$40 & LED Lamp \$50.
- *STORAGE items 159-160-190 with 2 USB/Electric outlets. *Must be used between 2 seats. Pieces are plain (without arm detail) & are not finished on the sides.

| Description | L x D x H | Leather | | | | | | Fabric | | |
|--|----------------|---------|----------------------|--|---|-------------------------|-----------|--------|-------|------|
| | | 10 Pony | 20 Hugo Madras Softy | 30 Empire Fantasy Illusion Tucson Utah Vintage Yukon | 40 Diamond Elegance Princess Santiago Sensation Sunset Trina Victoria | 50 Bull Cassiope Dublin | 60 Caress | A | B COM | C |
| 178 ARMLESS DOUBLE CHAIR BUMPER LEFT | 52x40x33/40 | 1160 | 1230 | 1300 | 1370 | 1445 | 1515 | 910 | 955 | 1000 |
| 179 ARMLESS DOUBLE CHAIR BUMPER RIGHT | 52x40x33/40 | 1160 | 1230 | 1300 | 1370 | 1445 | 1515 | 910 | 955 | 1000 |
| 186 ARMLESS LOVESEAT BUMPER STORAGE-L | 68x40x33/40 | 1815 | 1890 | 1970 | 2045 | 2120 | 2200 | 1435 | 1495 | 1555 |
| 187 ARMLESS LOVESEAT BUMPER STORAGE-R | 68x40x33/40 | 1815 | 1890 | 1970 | 2045 | 2120 | 2200 | 1435 | 1495 | 1555 |
| 188 ARMLESS CHAIR BUMPER STORAGE-L | 45x40x33/40 | 1205 | 1275 | 1345 | 1420 | 1490 | 1560 | 955 | 985 | 1015 |
| 189 ARMLESS CHAIR BUMPER STORAGE-R | 45x40x33/40 | 1205 | 1275 | 1345 | 1420 | 1490 | 1560 | 955 | 985 | 1015 |
| 190 SMALL WEDGE STORAGE | 10/20x35x22 | 540 | 565 | 590 | 615 | 645 | 670 | 410 | 420 | 430 |
| 221 ARMLESS DBL CHAIR BUMPER STORAGE-L | 52x40x33/40 | 1280 | 1350 | 1425 | 1495 | 1565 | 1635 | 1025 | 1075 | 1125 |
| 222 ARMLESS DBL CHAIR BUMPER STORAGE-R | 52x40x33/40 | 1280 | 1350 | 1425 | 1495 | 1565 | 1635 | 1025 | 1075 | 1125 |
| 223 APT SOFA NO ARM BUMPER STORAGE-L | 82x40x33/40 | 1995 | 2100 | 2210 | 2315 | 2425 | 2530 | 1565 | 1640 | 1720 |
| 224 APT SOFA NO ARM BUMPER STORAGE-R | 82x40x33/40 | 1995 | 2100 | 2210 | 2315 | 2425 | 2530 | 1565 | 1640 | 1720 |
| 230 DBLE LOUNGE CHAIR RECLINING BACK L-ARM | 42x62x33/40 | 1575 | 1650 | 1730 | 1805 | 1880 | 1960 | 1235 | 1305 | 1375 |
| 231 DBLE LOUNGE CHAIR RECLINING BACK R-ARM | 42x62x33/40 | 1575 | 1650 | 1730 | 1805 | 1880 | 1960 | 1235 | 1305 | 1375 |
| 232 LOUNGE CHAIR RECLINING BACK LEFT ARM | 35x62x33/40 | 1460 | 1530 | 1600 | 1675 | 1745 | 1815 | 1160 | 1205 | 1250 |
| 233 LOUNGE CHAIR RECLINING BACK RIGHT ARM | 35x62x33/40 | 1460 | 1530 | 1600 | 1675 | 1745 | 1815 | 1160 | 1205 | 1250 |
| 234 SECTIONAL APT SOFA BUMPER LEFT | 96x40/44x33/40 | 2310 | 2440 | 2565 | 2695 | 2820 | 2950 | 1685 | 1765 | 1845 |

VENICE

FEATURES:

- *Wall hugger power recliners with full footrest (manual n/a).
- Manual adjustable headrest on all items (2 on square corner & stationary on wedge).
- Seat cushions with shaped foam + 1" layer of memory foam on top; arm with memory foam.
- Stitching: Small thread in fabric & large flat thread in leather.
- Lounge chair reclining back items with "Push Back" mechanism; wall clearance 10".

*Excludes 043 & 163 chairs: Wall clearance 16"

Note: 2 recliner seats separated by a corner can not be opened at the same time. No recliner seats beside #155 Small Square Corner.

OPTIONS

- Battery Pack: Add \$125/ea.
- Motorized headrest: Add \$125 ea. (Motorized headrest N/A on stationary & lounge chair items).
- Choice of Large or Small 6" Arm: Leg on LARGE arm: LG106 wood or LG189 metal (Black or Chrome). SMALL Arm: LG195 wood or LG196 metal (Black or Chrome). Specify colour.
- Seat Depth: 20" or *22". *22" seat depth N/A on chairs 043 & 163.
- 043 & 163 Chairs: with wood base, add \$165 (specify colour).

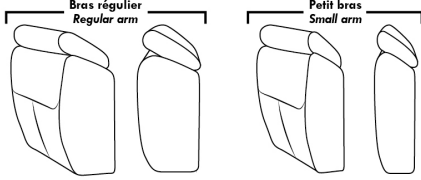
ACCESSORIES (Available only on *items 159-160-190)

- Metal Cup Holder: \$25 ea. (1 on 160-190 & 2 side by side on 159). Specify colour: Stainless, Black or Antique Gold.
- Accessories: Grommet \$35 ea. | Swivel tray & Wine Glass holder \$20 ea., Tablet holder \$40 & LED Lamp \$50.
- *STORAGE items 159-160-190 with 2 USB/Electric outlets. *Must be used between 2 seats. Pieces are plain (without arm detail) & are not finished on the sides.

| Description | L x D x H | Leather | | | | | | Fabric | | |
|-------------------------------------|----------------|------------|-------------------------------|--|---|----------------------------------|--------------|--------|----------|------|
| | | 10 Pony | 20 Hugo Madras Softy | 30 Empire Fantasy Illusion Tucson Utah Vintage Yukon | 40 Diamond Elegance Princess Santiago Sensation Sunset Trina Victoria | 50 Bull Cassiope Dublin | 60 Caress | A | B COM | C |
| 235 SECTIONAL APT SOFA BUMPER RIGHT | 96x40/44x33/40 | 2310 | 2440 | 2565 | 2695 | 2820 | 2950 | 1685 | 1765 | 1845 |
| CONFIGURATIONS | | | | | | | | | | |
| A CONFIG (169-170) | 84X40X40 | 2960 | 3090 | 3220 | 3360 | 3490 | 3620 | 2430 | 2560 | 2690 |
| B CONFIG (169-171-174) | 115X62X40 | 4080 | 4270 | 4460 | 4660 | 4850 | 5040 | 3300 | 3485 | 3665 |
| C CONFIG (096-055-171-170) | 116X116X40 | 6010 | 6300 | 6590 | 6895 | 7185 | 7475 | 4775 | 5010 | 5240 |
| D CONFIG (169-171-235) | 116X96X40 | 4955 | 5195 | 5430 | 5675 | 5910 | 6150 | 3855 | 4050 | 4245 |
| J CONFIG (041-042) | 70X40X40 | 2810 | 2920 | 3030 | 3140 | 3250 | 3370 | 2330 | 2400 | 2470 |
| K CONFIG (041-071-005) | 94X62X40 | 3815 | 3970 | 4135 | 4290 | 4445 | 4605 | 3120 | 3245 | 3370 |
| L CONFIG (012-055-071-042) | 102X102X40 | 5670 | 5935 | 6205 | 6480 | 6745 | 7015 | 4555 | 4740 | 4915 |
| M CONFIG (041-071-024) | 103X89X40 | 4725 | 4960 | 5205 | 5440 | 5680 | 5920 | 3685 | 3850 | 4010 |

VENICE

OPTIMA



Spécifications | Specifications

Appui-tête levé / Headrest up
 Appui-tête baissé / Headrest down
 Complètement incliné / Fully reclined

(A) Hauteur complète 40" / Total Height
 (B) Hauteur appui-tête baissé 33" / Height headrest down
 (C) Hauteur du bras 22,5" / Arm Height
 (D) Hauteur du siège 19,5" / Seat height
 (E) Profondeur inclinée 65" / Depth fully reclined
 (F) Profondeur d'assise 20" ou/ou 22" / Seat depth
 (G) Profondeur appui-tête monté 36" / Depth with headrest up

Siège 30" de large | 30" Seat Width

83" 72" 72" 61" 40" 095 096 097 021
 96" 82" 82" 40" 234 167 168
 96" 82" 82" 44" 235 223 224
 Allongé à rangement / Bumper with storage
 42" 42" 42" 31" 42" 42" 40" 017 175 176 177 173 174
 42"/44" Profondeur Depth
 Inclinable / Motion 42" 42" 42" 31" 42" 42" 40" 165 169 170 171 230 231
 42"/44" Profondeur Depth
 Dos inclinable / Push back
 Allongé à rangement / Bumper with storage
 52" 52" 52" 52" 40" 178 179 221 222

Siège 23" de large | 23" Seat Width

69" 58" 58" 47" 40" 002 012 061 009
 68" 68" 89" 89" 40" 086 045 048 024
 68" 68" 44" 186 187
 Allongé à rangement / Bumper with storage
 46" 35" 35" 24" 35" 35" 40" 001 057 056 051 011 005 088 089
 42"/44" Profondeur Depth
 Inclinable / Motion 46" 35" 35" 24" 35" 35" 40" 044 041 042 071 232 233
 42"/44" Profondeur Depth
 Allongé à rangement / Bumper with storage
 93" 82" 82" 71" 40" 003 052 053 040

Autres | Others

Fauteuil berçant, pivotant et inclinable / **Swivel, rocking motion chair**
 N'est pas un mécanisme protège-mur / Not a wall hugger mechanism
 Dégagement mural: 16" / Wall clearance: 16"

Centre rond / Wedge 49" H = 33" 050
 Coin carré / Square corner 44" H = 40" 055
 Petit coin carré / Small corner 40" H = 40" 155
 Pouf à rangement / Storage ottoman 30" H = 17" 124
 Rangement à angle / Wedge storage 25" H = 22" 159
 Rangement droit / Straight storage 10" H = 22" 160
 Petit rangement à angle / Small Wedge storage 20" H = 22" 190

30" Populaires | Popular CONFIGURATIONS 23"

84" 115" 40" 169 170 169 171 174 62" A B
 116" 116" 40" 169 171 235 96" D
 116" 40" 096 055 171 170 116" C
 70" 40" 041 042 J
 94" 62" 041 071 005 K
 102" 102" 40" 012 055 071 042 L
 103" 89" 40" 041 071 024 M

Nos produits sont fabriqués à la main et des variations mineures peuvent survenir. Our product is hand-made and minor variations can occur.

VOGUE

FEATURES:

- The fashion collection offers unparalleled comfort. Each module is filled with a 100% Canadian feather mix.
- The envelopes are compartmentalized in 100% cotton casings to equally maintain the feathers in the cushions while minimizing feather leaks.
- All furniture pieces are finished on the sides and can be arranged as a sectional or as standalone pieces.
- Each item has a discreet fastening system that can be turned under the furniture.

Items #256 Large Square Ottoman & #257 Upholstered Square Table can be use as a square corner.

BACK CUSHIONS

The back cushions (large & small) are included in the identified items. (See sketch).

You must choose the style of back cushions either: FASHION I (full width) or FASHION II (square cushion).

Note: You may not combine a Fashion I and II style cushion within the same item.

Ex: You can take a Fashion I cushion for a chair 001 & a Fashion II cushion for a square corner 055.

Specify on your ORDER:

For each item, specify style (I or II) for the cushions.

You must also specify the cover of the base as well as the cushions. Ex.: Item 095 base: Cover #1. Cushions Fashion II 833: cover #2 & 834: #3.

Leg: LG103 wood or LG189 metal (chrome or black); specify colour.

Upholstered tables items 077, 257 & 258: Specify color of wood table top.

EXTRA Back Cushions: Specify code, cover, color and quantity.

| Description | L x D x H | Leather | | | | | | Fabric | | |
|---------------------------------------|-------------|------------|-------------------------------|--|---|----------------------------------|--------------|--------|----------|------|
| | | 10 Pony | 20 Hugo Madras Softy | 30 Empire Fantasy Illusion Tucson Utah Vintage Yukon | 40 Diamond Elegance Princess Santiago Sensation Sunset Trina Victoria | 50 Bull Cassiope Dublin | 60 Caress | A | B COM | C |
| 006 OTTOMAN | 36x30x18 | | | | | | | 480 | 500 | 520 |
| 017 DOUBLE CHAIR | 57x44x30/35 | | | | | | | 990 | 1030 | 1070 |
| 021 APARTMENT SOFA NO ARM | 71x44x30/35 | | | | | | | 1295 | 1355 | 1420 |
| 055 SQUARE CORNER | 52x52x30/35 | | | | | | | 1140 | 1180 | 1215 |
| 077 UPHOLSTERED TABLE | 36x44x16 | | | | | | | 665 | 690 | 715 |
| 095 APARTMENT SOFA | 93x44x30/35 | | | | | | | 1450 | 1520 | 1590 |
| 096 APARTMENT SOFA LEFT ARM | 82x44x30/35 | | | | | | | 1370 | 1440 | 1505 |
| 097 APARTMENT SOFA RIGHT ARM | 82x44x30/35 | | | | | | | 1370 | 1440 | 1505 |
| 115 LARGE OTTOMAN | 36x44x18 | | | | | | | 580 | 605 | 630 |
| 173 DOUBLE LOUNGE CHAIR LEFT ARM | 41x78x30/35 | | | | | | | 1225 | 1265 | 1305 |
| 174 DOUBLE LOUNGE CHAIR RIGHT ARM | 41x78x30/35 | | | | | | | 1225 | 1265 | 1305 |
| 175 DOUBLE CHAIR LEFT ARM | 46x44x30/35 | | | | | | | 915 | 950 | 985 |
| 176 DOUBLE CHAIR RIGHT ARM | 46x44x30/35 | | | | | | | 915 | 950 | 985 |
| 177 ARMLESS DOUBLE CHAIR | 36x44x30/35 | | | | | | | 835 | 865 | 900 |
| 178 ARMLESS DOUBLE CHAIR BUMPER LEFT | 60x44x30/35 | | | | | | | 1090 | 1125 | 1165 |
| 179 ARMLESS DOUBLE CHAIR BUMPER RIGHT | 60x44x30/35 | | | | | | | 1090 | 1125 | 1165 |

VOGUE

FEATURES:

- The fashion collection offers unparalleled comfort. Each module is filled with a 100% Canadian feather mix.
- The envelopes are compartmentalized in 100% cotton casings to equally maintain the feathers in the cushions while minimizing feather leaks.
- All furniture pieces are finished on the sides and can be arranged as a sectional or as standalone pieces.
- Each item has a discreet fastening system that can be turned under the furniture.

Items #256 Large Square Ottoman & #257 Upholstered Square Table can be use as a square corner.

BACK CUSHIONS

The back cushions (large & small) are included in the identified items. (See sketch).

You must choose the style of back cushions either: FASHION I (full width) or FASHION II (square cushion).

Note: You may not combine a Fashion I and II style cushion within the same item.

Ex: You can take a Fashion I cushion for a chair 001 & a Fashion II cushion for a square corner 055.

Specify on your ORDER:

For each item, specify style (I or II) for the cushions.

You must also specify the cover of the base as well as the cushions. Ex.: Item 095 base: Cover #1. Cushions Fashion II 833: cover #2 & 834: #3.

Leg: LG103 wood or LG189 metal (chrome or black); specify colour.

Upholstered tables items 077, 257 & 258: Specify color of wood table top.

EXTRA Back Cushions: Specify code, cover, color and quantity.

| Description | L x D x H | Leather | | | | | | Fabric | | |
|------------------------------------|---------------|------------|-------------------------------|--|---|----------------------------------|--------------|--------|----------|------|
| | | 10 Pony | 20 Hugo Madras Softy | 30 Empire Fantasy Illusion Tucson Utah Vintage Yukon | 40 Diamond Elegance Princess Santiago Sensation Sunset Trina Victoria | 50 Bull Cassiope Dublin | 60 Caress | A | B COM | C |
| 256 LARGE SQUARE OTTOMAN | 44x44x18 | | | | | | | 705 | 730 | 755 |
| 257 UPHOLSTERED SQUARE TABLE | 44x44x16 | | | | | | | 855 | 880 | 910 |
| 258 SMALL UPHOLSTERED TABLE | 15x44x16 | | | | | | | 440 | 455 | 470 |
| 831 F I: LARGE BACK CUSHION 34X19 | 34x7x19 | | | | | | | 80 | 80 | 80 |
| 832 F 1: SMALL BACK CUSHION 24X10 | 24x6x10 | | | | | | | 60 | 60 | 60 |
| 833 F II: LARGE BACK CUSHION 26X19 | 26x7x19 | | | | | | | 80 | 80 | 80 |
| 834 F II: SMALL BACK CUSHION 16X16 | 16x6x16 | | | | | | | 60 | 60 | 60 |
| CONFIGURATIONS | | | | | | | | | | |
| A CONFIG (173-097) + (006) | 123X78X30/35 | | | | | | | 3075 | 3205 | 3330 |
| B CONFIG (096-055-176) + (077) | 98X134X30/35 | | | | | | | 4090 | 4260 | 4420 |
| C CONFIG (175-115-055-097) | 134X134X30/35 | | | | | | | 4005 | 4175 | 4335 |
| D CONFIG (173-177-055-097) | 129X134X30/35 | | | | | | | 4570 | 4750 | 4925 |

Choix de style de coussin [Fashion I ou Fashion II] pour chaque sku
Choice of back cushion style [Fashion I or Fashion II] for each sku

FASHION I

COUSSINS PLEINE LARGEUR
FULL BACK CUSHIONS

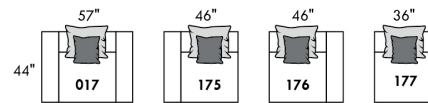
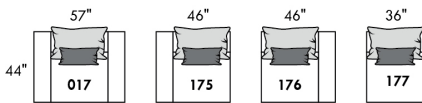
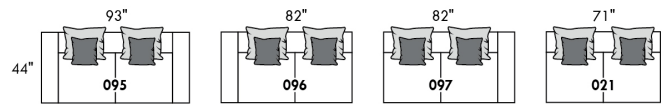
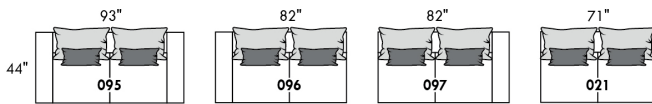
831 34 x 19 x 7
832 24 x 10 x 6



FASHION II

COUSSINS CARRÉS - DOS APPARENT
SQUARE CUSHIONS - VISBLE BACK

833 26 x 19 x 7
834 16 x 16 X 6



Mélanger & agencer!

Mix & Match!

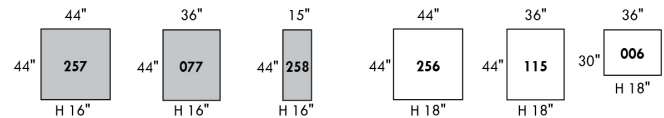
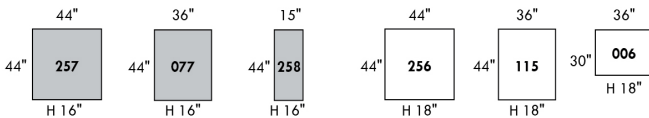
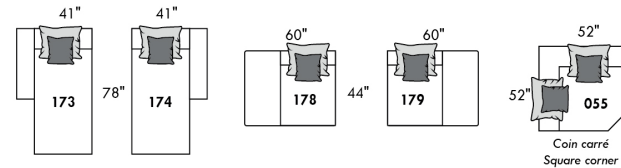
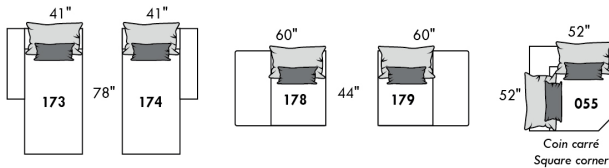
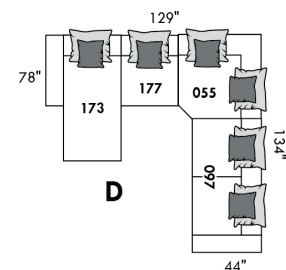
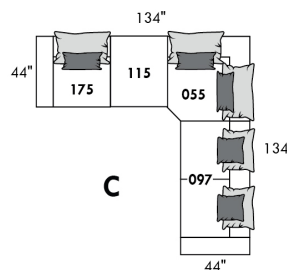
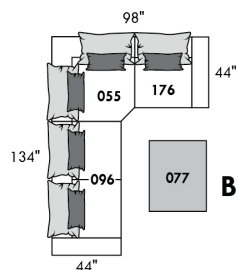
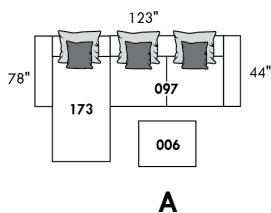


Table rembourrée carrée Upholstered square table | Table rembourrée Upholstered table | Petite table rembourrée Small upholstered table | Grand ottoman carré Large square ottoman | Grand ottoman Large ottoman | Pouf Ottoman

Besoin de coussins supplémentaires? Indiquez le code, le recouvrement et la quantité.
Need extra cushions? Specify code, cover and quantity.

Populaires | Popular CONFIGURATIONS



WASHINGTON

FEATURES:

- *Wall hugger power recliners with full footrest (manual n/a).
- Manual adjustable headrest on all items (stationary on #050).
- Seat cushions with shaped foam + 1" layer of memory foam on top.
- Stitching: Small thread in fabric & large flat thread in leather.
- Lounge chair reclining back items with "Push Back" mechanism; wall clearance 10".
- *Excludes chairs 043 & 163: Wall clearance 16".

Note: 2 recliner seats separated by a corner can not be opened at the same time. No recliner seats beside #155 Small Square Corner.

OPTIONS

- Battery Pack: Add \$125/ea.
- Motorized headrest:: Add \$125 ea. (Motorized headrest N/A on stationary & lounge chairs).
- Choice of Large or Small 6" Arm (specify): LARGE & SMALL Arm Legs: LG195 wood or LG196 metal (Black or Chrome). Specify colour.
- Seat Depth: 20" or *22". *22" seat depth N/A on chairs 043 & 163.
- 043 & 163 Chairs: with wood base, add \$165; specify color).
- Nails on front arm: add \$30/arm. Specify colour & size: 5/8" nails (#54) Antique or 1/2" or 7/8" nails, colors: Brass-Silver-Pewter or Copper.

ACCESSORIES (Avail. only on *items 159-160-190)

- Metal Cup Holder: \$25 ea. (1 on 160-190 & 2 side by side on 159). Specify colour: Stainless, Black or Antique Gold.
- Accessories: Grommet \$35 ea. | Swivel tray & Wine Glass holder \$20 ea., Tablet holder \$40 & LED Lamp \$50.
- *STORAGE items 159-160-190 with 2 USB/Elect. outlets. *Must be used between 2 seats. Pieces are plain & not finished on sides

| Description | L x D x H | Leather | | | | | | Fabric | | |
|-------------------------------------|-----------------|------------|-------------------------------|--|---|----------------------------------|--------------|--------|----------|------|
| | | 10 Pony | 20 Hugo Madras Softy | 30 Empire Fantasy Illusion Tucson Utah Vintage Yukon | 40 Diamond Elegance Princess Santiago Sensation Sunset Trina Victoria | 50 Bull Cassiope Dublin | 60 Caress | A | B COM | C |
| 001 CHAIR | 45 x 40 x 33/40 | 1420 | 1500 | 1580 | 1665 | 1745 | 1825 | 1130 | 1165 | 1195 |
| 002 LOVESEAT | 68 x 40 x 33/40 | 2030 | 2125 | 2225 | 2320 | 2415 | 2515 | 1600 | 1665 | 1725 |
| 003 SOFA | 92 x 40 x 33/40 | 2450 | 2575 | 2705 | 2830 | 2960 | 3085 | 1935 | 2010 | 2085 |
| 005 LOUNGE CHAIR RIGHT ARM | 35 x 62 x 33/40 | 1325 | 1380 | 1440 | 1495 | 1550 | 1605 | 1045 | 1090 | 1135 |
| 009 ARMLESS LOVESEAT | 47 x 40 x 33/40 | 1425 | 1485 | 1545 | 1605 | 1670 | 1730 | 1100 | 1165 | 1225 |
| 011 LOUNGE CHAIR LEFT ARM | 35 x 62 x 33/40 | 1325 | 1380 | 1440 | 1495 | 1550 | 1605 | 1045 | 1090 | 1135 |
| 012 LOVESEAT LEFT ARM | 58 x 40 x 33/40 | 1745 | 1825 | 1905 | 1990 | 2070 | 2150 | 1365 | 1425 | 1480 |
| 017 DOUBLE CHAIR | 52 x 40 x 33/40 | 1490 | 1575 | 1665 | 1750 | 1835 | 1925 | 1180 | 1230 | 1280 |
| 021 APARTMENT SOFA NO ARM | 61 x 40 x 33/40 | 1605 | 1695 | 1780 | 1865 | 1955 | 2040 | 1235 | 1305 | 1375 |
| 024 SECTIONAL LOVESEAT BUMPER RIGHT | 89x40/44x33/40 | 2235 | 2370 | 2510 | 2645 | 2785 | 2920 | 1610 | 1695 | 1775 |
| 040 ARMLESS SOFA | 71 x 40 x 33/40 | 1840 | 1935 | 2025 | 2115 | 2210 | 2300 | 1435 | 1515 | 1595 |
| 041 RECLINING CHAIR LEFT ARM | 35 x 40 x 33/40 | 1405 | 1460 | 1515 | 1570 | 1625 | 1685 | 1165 | 1200 | 1235 |
| 042 RECLINING CHAIR RIGHT ARM | 35 x 40 x 33/40 | 1405 | 1460 | 1515 | 1570 | 1625 | 1685 | 1165 | 1200 | 1235 |
| 043 SWIVEL ROCKING RECLINING CHAIR | 30 x 34 x 42 | 1665 | 1755 | 1845 | 1940 | 2030 | 2120 | 1365 | 1405 | 1440 |
| 044 RECLINER CHAIR | 45 x 40 x 33/40 | 1695 | 1765 | 1835 | 1905 | 1980 | 2050 | 1405 | 1435 | 1465 |
| 045 ARMLESS LOVESEAT BUMPER RIGHT | 68 x 40 x 33/40 | 1695 | 1770 | 1845 | 1925 | 2000 | 2075 | 1315 | 1370 | 1430 |

WASHINGTON

FEATURES:

- *Wall hugger power recliners with full footrest (manual n/a).
- Manual adjustable headrest on all items (stationary on #050).
- Seat cushions with shaped foam + 1" layer of memory foam on top.
- Stitching: Small thread in fabric & large flat thread in leather.
- Lounge chair reclining back items with "Push Back" mechanism; wall clearance 10".
- *Excludes chairs 043 & 163: Wall clearance 16".

Note: 2 recliner seats separated by a corner can not be opened at the same time. No recliner seats beside #155 Small Square Corner.

OPTIONS

- Battery Pack: Add \$125/ea.
- Motorized headrest:: Add \$125 ea. (Motorized headrest N/A on stationary & lounge chairs).
- Choice of Large or Small 6" Arm (specify): LARGE & SMALL Arm Legs: LG195 wood or LG196 metal (Black or Chrome). Specify colour.
- Seat Depth: 20" or *22". *22" seat depth N/A on chairs 043 & 163.
- 043 & 163 Chairs: with wood base, add \$165; specify color).
- Nails on front arm: add \$30/arm. Specify colour & size: 5/8" nails (#54) Antique or 1/2" or 7/8" nails, colors: Brass-Silver-Pewter or Copper.

ACCESSORIES (Avail. only on *items 159-160-190)

- Metal Cup Holder: \$25 ea. (1 on 160-190 & 2 side by side on 159). Specify colour: Stainless, Black or Antique Gold.
- Accessories: Grommet \$35 ea. | Swivel tray & Wine Glass holder \$20 ea., Tablet holder \$40 & LED Lamp \$50.
- *STORAGE items 159-160-190 with 2 USB/Elect. outlets. *Must be used between 2 seats. Pieces are plain & not finished on sides

| Description | L x D x H | Leather | | | | | | Fabric | | |
|------------------------------------|-----------------|------------|-------------------------------|--|---|----------------------------------|--------------|--------|----------|------|
| | | 10 Pony | 20 Hugo Madras Softy | 30 Empire Fantasy Illusion Tucson Utah Vintage Yukon | 40 Diamond Elegance Princess Santiago Sensation Sunset Trina Victoria | 50 Bull Cassiope Dublin | 60 Caress | A | B COM | C |
| 048 SECTIONAL LOVESEAT BUMPER LEFT | 89x40/44x33/40 | 2235 | 2370 | 2510 | 2645 | 2785 | 2920 | 1610 | 1695 | 1775 |
| 050 WEDGE | 49 x 49 x 33 | 1240 | 1320 | 1405 | 1485 | 1565 | 1645 | 895 | 940 | 985 |
| 051 ARMLESS CHAIR | 24 x 40 x 33/40 | 815 | 855 | 900 | 940 | 980 | 1020 | 625 | 670 | 710 |
| 052 SOFA LEFT ARM | 82 x 40 x 33/40 | 2160 | 2265 | 2365 | 2470 | 2570 | 2670 | 1695 | 1770 | 1845 |
| 053 SOFA RIGHT ARM | 82 x 40 x 33/40 | 2160 | 2265 | 2365 | 2470 | 2570 | 2670 | 1695 | 1770 | 1845 |
| 055 SQUARE CORNER | 44 x 44 x 33/40 | 1435 | 1520 | 1605 | 1695 | 1780 | 1865 | 1115 | 1160 | 1200 |
| 056 CHAIR RIGHT ARM | 35 x 40 x 33/40 | 1135 | 1190 | 1240 | 1290 | 1340 | 1390 | 885 | 930 | 970 |
| 057 CHAIR LEFT ARM | 35 x 40 x 33/40 | 1135 | 1190 | 1240 | 1290 | 1340 | 1390 | 885 | 930 | 970 |
| 061 LOVESEAT RIGHT ARM | 58 x 40 x 33/40 | 1745 | 1825 | 1905 | 1990 | 2070 | 2150 | 1365 | 1425 | 1480 |
| 071 ARMLESS RECLINING CHAIR | 24 x 40 x 33/40 | 1085 | 1130 | 1180 | 1225 | 1270 | 1315 | 910 | 955 | 1000 |
| 086 ARMLESS LOVESEAT BUMPER LEFT | 68 x 40 x 33/40 | 1695 | 1770 | 1845 | 1925 | 2000 | 2075 | 1315 | 1370 | 1430 |
| 088 ARMLESS CHAIR BUMPER LEFT | 45 x 40 x 33/40 | 1080 | 1155 | 1225 | 1295 | 1365 | 1440 | 830 | 865 | 905 |
| 089 ARMLESS CHAIR BUMPER RIGHT | 45 x 40 x 33/40 | 1080 | 1155 | 1225 | 1295 | 1365 | 1440 | 830 | 865 | 905 |
| 095 APARTMENT SOFA | 82 x 40 x 33/40 | 2210 | 2330 | 2455 | 2575 | 2700 | 2820 | 1735 | 1810 | 1885 |
| 096 APARTMENT SOFA LEFT ARM | 72 x 40 x 33/40 | 1930 | 2025 | 2120 | 2220 | 2315 | 2410 | 1490 | 1565 | 1640 |
| 097 APARTMENT SOFA RIGHT ARM | 72 x 40 x 33/40 | 1930 | 2025 | 2120 | 2220 | 2315 | 2410 | 1490 | 1565 | 1640 |
| 124 STORAGE OTTOMAN | 30 x 22 x 17 | 560 | 580 | 600 | 620 | 645 | 665 | 480 | 500 | 520 |

WASHINGTON

FEATURES:

- *Wall hugger power recliners with full footrest (manual n/a).
- Manual adjustable headrest on all items (stationary on #050).
- Seat cushions with shaped foam + 1" layer of memory foam on top.
- Stitching: Small thread in fabric & large flat thread in leather.
- Lounge chair reclining back items with "Push Back" mechanism; wall clearance 10".
- *Excludes chairs 043 & 163: Wall clearance 16".

Note: 2 recliner seats separated by a corner can not be opened at the same time. No recliner seats beside #155 Small Square Corner.

OPTIONS

- Battery Pack: Add \$125/ea.
- Motorized headrest: Add \$125 ea. (Motorized headrest N/A on stationary & lounge chairs).
- Choice of Large or Small 6" Arm (specify): LARGE & SMALL Arm Legs: LG195 wood or LG196 metal (Black or Chrome). Specify colour.
- Seat Depth: 20" or *22". *22" seat depth N/A on chairs 043 & 163.
- 043 & 163 Chairs: with wood base, add \$165; specify color).
- Nails on front arm: add \$30/arm. Specify colour & size: 5/8" nails (#54) Antique or 1/2" or 7/8" nails, colors: Brass-Silver-Pewter or Copper.

ACCESSORIES (Avail. only on *items 159-160-190)

- Metal Cup Holder: \$25 ea. (1 on 160-190 & 2 side by side on 159). Specify colour: Stainless, Black or Antique Gold.
- Accessories: Grommet \$35 ea. | Swivel tray & Wine Glass holder \$20 ea., Tablet holder \$40 & LED Lamp \$50.
- *STORAGE items 159-160-190 with 2 USB/Elect. outlets. *Must be used between 2 seats. Pieces are plain & not finished on sides

| Description | L x D x H | Leather | | | | | | Fabric | | |
|--|-----------------|------------|-------------------------------|--|---|----------------------------------|--------------|--------|----------|------|
| | | 10 Pony | 20 Hugo Madras Softy | 30 Empire Fantasy Illusion Tucson Utah Vintage Yukon | 40 Diamond Elegance Princess Santiago Sensation Sunset Trina Victoria | 50 Bull Cassiope Dublin | 60 Caress | A | B COM | C |
| 155 SMALL SQUARE CORNER | 40x40x33/40 | 1435 | 1520 | 1605 | 1695 | 1780 | 1865 | 1115 | 1160 | 1200 |
| 159 WEDGE STORAGE | 10/25x35x22 | 560 | 585 | 610 | 640 | 665 | 690 | 430 | 440 | 450 |
| 160 STRAIGHT STORAGE | 10/25x35x22 | 540 | 565 | 590 | 615 | 645 | 670 | 410 | 420 | 430 |
| 163 DBL SWIVEL ROCKING RECLINER CHAIR | 33 x 34 x 42 | 1705 | 1800 | 1895 | 1995 | 2090 | 2190 | 1370 | 1410 | 1445 |
| 165 DOUBLE RECLINING CHAIR | 52 x 40 x 33/40 | 1765 | 1850 | 1940 | 2025 | 2110 | 2200 | 1460 | 1515 | 1570 |
| 167 APARTMENT SOFA NO ARM BUMPER LEFT | 82 x 40 x 33/40 | 1875 | 1980 | 2080 | 2185 | 2285 | 2385 | 1445 | 1520 | 1595 |
| 168 APARTMENT SOFA NO ARM BUMPER RIGHT | 82 x 40 x 33/40 | 1875 | 1980 | 2080 | 2185 | 2285 | 2385 | 1445 | 1520 | 1595 |
| 169 DOUBLE RECLINING CHAIR LEFT ARM | 42 x 40 x 33/40 | 1480 | 1545 | 1610 | 1680 | 1745 | 1810 | 1215 | 1280 | 1345 |
| 170 DOUBLE RECLINING CHAIR RIGHT ARM | 42 x 40 x 33/40 | 1480 | 1545 | 1610 | 1680 | 1745 | 1810 | 1215 | 1280 | 1345 |
| 171 ARMLESS DOUBLE RECLINING CHAIR | 31 x 40 x 33/40 | 1165 | 1210 | 1255 | 1300 | 1345 | 1390 | 955 | 1005 | 1055 |
| 173 DOUBLE LOUNGE CHAIR LEFT ARM | 42 x 62 x 33/40 | 1435 | 1515 | 1595 | 1680 | 1760 | 1840 | 1130 | 1200 | 1265 |
| 174 DOUBLE LOUNGE CHAIR RIGHT ARM | 42 x 62 x 33/40 | 1435 | 1515 | 1595 | 1680 | 1760 | 1840 | 1130 | 1200 | 1265 |
| 175 DOUBLE CHAIR LEFT ARM | 42 x 40 x 33/40 | 1200 | 1270 | 1340 | 1415 | 1485 | 1555 | 945 | 1000 | 1055 |
| 176 DOUBLE CHAIR RIGHT ARM | 42 x 40 x 33/40 | 1200 | 1270 | 1340 | 1415 | 1485 | 1555 | 945 | 1000 | 1055 |
| 177 ARMLESS DOUBLE CHAIR | 31 x 40 x 33/40 | 895 | 945 | 995 | 1045 | 1095 | 1150 | 680 | 725 | 770 |
| 178 ARMLESS DOUBLE CHAIR BUMPER LEFT | 52 x 40 x 33/40 | 1160 | 1230 | 1300 | 1370 | 1445 | 1515 | 910 | 955 | 1000 |
| 179 ARMLESS DOUBLE CHAIR BUMPER RIGHT | 52 x 40 x 33/40 | 1160 | 1230 | 1300 | 1370 | 1445 | 1515 | 910 | 955 | 1000 |

WASHINGTON

FEATURES:

- *Wall hugger power recliners with full footrest (manual n/a).
- Manual adjustable headrest on all items (stationary on #050).
- Seat cushions with shaped foam + 1" layer of memory foam on top.
- Stitching: Small thread in fabric & large flat thread in leather.
- Lounge chair reclining back items with "Push Back" mechanism; wall clearance 10".
- *Excludes chairs 043 & 163: Wall clearance 16".

Note: 2 recliner seats separated by a corner can not be opened at the same time. No recliner seats beside #155 Small Square Corner.

OPTIONS

- Battery Pack: Add \$125/ea.
- Motorized headrest: Add \$125 ea. (Motorized headrest N/A on stationary & lounge chairs).
- Choice of Large or Small 6" Arm (specify): LARGE & SMALL Arm Legs: LG195 wood or LG196 metal (Black or Chrome). Specify colour.
- Seat Depth: 20" or *22". *22" seat depth N/A on chairs 043 & 163.
- 043 & 163 Chairs: with wood base, add \$165; specify color).
- Nails on front arm: add \$30/arm. Specify colour & size: 5/8" nails (#54) Antique or 1/2" or 7/8" nails, colors: Brass-Silver-Pewter or Copper.

ACCESSORIES (Avail. only on *items 159-160-190)

- Metal Cup Holder: \$25 ea. (1 on 160-190 & 2 side by side on 159). Specify colour: Stainless, Black or Antique Gold.
- Accessories: Grommet \$35 ea. | Swivel tray & Wine Glass holder \$20 ea., Tablet holder \$40 & LED Lamp \$50.
- *STORAGE items 159-160-190 with 2 USB/Elect. outlets. *Must be used between 2 seats. Pieces are plain & not finished on sides

| Description | L x D x H | Leather | | | | | | Fabric | | |
|--|-----------------|------------|-------------------------------|--|---|----------------------------------|--------------|--------|----------|------|
| | | 10 Pony | 20 Hugo Madras Softy | 30 Empire Fantasy Illusion Tucson Utah Vintage Yukon | 40 Diamond Elegance Princess Santiago Sensation Sunset Trina Victoria | 50 Bull Cassiope Dublin | 60 Caress | A | B COM | C |
| 186 ARMLESS LOVESEAT BUMPER STORAGE-L | 68 x 40 x 33/40 | 1815 | 1890 | 1970 | 2045 | 2120 | 2200 | 1435 | 1495 | 1555 |
| 187 ARMLESS LOVESEAT BUMPER STORAGE-R | 68 x 40 x 33/40 | 1815 | 1890 | 1970 | 2045 | 2120 | 2200 | 1435 | 1495 | 1555 |
| 188 ARMLESS CHAIR BUMPER STORAGE-L | 45 x40 x33/40 | 1205 | 1275 | 1345 | 1420 | 1490 | 1560 | 955 | 985 | 1015 |
| 189 ARMLESS CHAIR BUMPER STORAGE-R | 45 x 40 x 33/40 | 1205 | 1275 | 1345 | 1420 | 1490 | 1560 | 955 | 985 | 1015 |
| 190 SMALL WEDGE STORAGE | 10/20x35x22 | 540 | 565 | 590 | 615 | 645 | 670 | 410 | 420 | 430 |
| 221 ARMLESS DBL CHAIR BUMPER STORAGE-L | 52 x 40 x 33/40 | 1280 | 1350 | 1425 | 1495 | 1565 | 1635 | 1025 | 1075 | 1125 |
| 222 ARMLESS DBL CHAIR BUMPER STORAGE-R | 52 x 40 x 33/40 | 1280 | 1350 | 1425 | 1495 | 1565 | 1635 | 1025 | 1075 | 1125 |
| 223 APT SOFA NO ARM BUMPER STORAGE-L | 82 x 40 x 33/40 | 1995 | 2100 | 2210 | 2315 | 2425 | 2530 | 1565 | 1640 | 1720 |
| 224 APT SOFA NO ARM BUMPER STORAGE-R | 82 x 40 x 33/40 | 1995 | 2100 | 2210 | 2315 | 2425 | 2530 | 1565 | 1640 | 1720 |
| 230 DBLE LOUNGE CHAIR RECLINING BACK L-ARM | 42 x 62 x 33/40 | 1575 | 1650 | 1730 | 1805 | 1880 | 1960 | 1235 | 1305 | 1375 |
| 231 DBLE LOUNGE CHAIR RECLINING BACK R-ARM | 42 x 62 x 33/40 | 1575 | 1650 | 1730 | 1805 | 1880 | 1960 | 1235 | 1305 | 1375 |
| 232 LOUNGE CHAIR RECLINING BACK LEFT ARM | 35 x 62 x 33/40 | 1460 | 1530 | 1600 | 1675 | 1745 | 1815 | 1160 | 1205 | 1250 |
| 233 LOUNGE CHAIR RECLINING BACK RIGHT ARM | 35 x 62 x 33/40 | 1460 | 1530 | 1600 | 1675 | 1745 | 1815 | 1160 | 1205 | 1250 |
| 234 SECTIONAL APT SOFA BUMPER LEFT | 96x40/44x33/40 | 2310 | 2440 | 2565 | 2695 | 2820 | 2950 | 1685 | 1765 | 1845 |
| 235 SECTIONAL APT SOFA BUMPER RIGHT | 96x40/44x33/40 | 2310 | 2440 | 2565 | 2695 | 2820 | 2950 | 1685 | 1765 | 1845 |
| CONFIGURATIONS | | | | | | | | | | |
| A CONFIG (169-170) | 84X40X40 | 2960 | 3090 | 3220 | 3360 | 3490 | 3620 | 2430 | 2560 | 2690 |

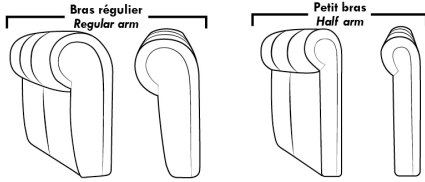
CDN Price List

WASHINGTON

| Description | L x D x H | Leather | | | | | | Fabric | | |
|----------------------------|------------|------------|-------------------------------|--|---|----------------------------------|--------------|--------|----------|------|
| | | 10 Pony | 20 Hugo Madras Softy | 30 Empire Fantasy Illusion Tucson Utah Vintage Yukon | 40 Diamond Elegance Princess Santiago Sensation Sunset Trina Victoria | 50 Bull Cassiope Dublin | 60 Caress | A | B COM | C |
| B CONFIG (169-171-174) | 115X62X40 | 4080 | 4270 | 4460 | 4660 | 4850 | 5040 | 3300 | 3485 | 3665 |
| C CONFIG (096-055-171-170) | 116X116X40 | 6010 | 6300 | 6590 | 6895 | 7185 | 7475 | 4775 | 5010 | 5240 |
| D CONFIG (169-171-235) | 116X96X40 | 4955 | 5195 | 5430 | 5675 | 5910 | 6150 | 3855 | 4050 | 4245 |
| J CONFIG (041-042) | 70X40X40 | 2810 | 2920 | 3030 | 3140 | 3250 | 3370 | 2330 | 2400 | 2470 |
| K CONFIG (041-071-005) | 94X62X40 | 3815 | 3970 | 4135 | 4290 | 4445 | 4605 | 3120 | 3245 | 3370 |
| L CONFIG (012-055-071-042) | 102-102X40 | 5670 | 5935 | 6205 | 6480 | 6745 | 7015 | 4555 | 4740 | 4915 |
| M CONFIG (041-071-024) | 103X89X40 | 4725 | 4960 | 5205 | 5440 | 5680 | 5920 | 3685 | 3850 | 4010 |

WASHINGTON

OPTIMA



Spécifications | Specifications

Appui-tête levé Headrest up
 Appui-tête baissé Headrest down
 Complètement incliné Fully reclined

(A) Hauteur complète 40" Total Height
 (B) Hauteur appui-tête baissé 33" Height headrest down
 (C) Hauteur du bras 24" Arm Height
 (D) Hauteur du siège 19,5" Seat height
 (E) Profondeur inclinée 65" Depth fully reclined
 (F) Profondeur d'assise 20" ou/ 22" Seat depth
 (G) Profondeur appui-tête monté 36" Depth with headrest up

Siège 30" de large | 30" Seat Width

82" 72" 72" 61"
 40" 095 096 097 021
 96" 82" 82"
 40" 234 167 168
 44"
 96" 82" 82"
 44" 235 223 224
 Allongé à rangement Bumper with storage
 52" 42" 42" 31" 42" 42"
 40" 017 175 176 177 173 174
 42"/44" Profondeur Depth
 Inclinable Motion Dos inclinable Push back
 52" 42" 42" 31" 42" 42"
 40" 165 169 170 171 230 231
 42"/44" Profondeur Depth
 Allongé à rangement Bumper with storage
 52" 52" 52" 52"
 40" 178 179 221 222

Siège 23" de large | 23" Seat Width

68" 58" 58" 47"
 40" 002 012 061 009
 68" 68" 89" 89"
 40" 086 045 048 024
 44"
 68" 68"
 40" 186 187
 Allongé à rangement Bumper with storage
 45" 35" 35" 24" 35" 35" 45" 45"
 40" 001 057 056 051 011 005 088 089
 42"/44" Profondeur Depth
 Inclinable Motion Dos inclinable Push back Allongé à rangement Bumper with storage
 45" 35" 35" 24" 35" 35" 45" 45"
 40" 044 041 042 071 232 233 188 189
 42"/44" Profondeur Depth
 92" 82" 82" 71"
 40" 003 052 053 040

Autres | Others

Fauteuil berçant, pivotant et inclinable / **Swivel, rocking motion chair**
 N'est pas un mécanisme protège-mur / Not a wall hugger mechanism
 Dégagement mural: 16" / Wall clearance: 16"

Simple / Single: 30" H=42", 34", -19"
 Double: 33" H=42", 34", -22"

Centre rond Wedge: 49" H=33", 050
 Coin carré Square corner: 44" H=40", 055
 Petit coin carré Small corner: 40" H=40", 155
 Pouf à rangement Storage ottoman: 30" H=17", 22", 124
 Rangement à angle Wedge storage: 25" H=22", 35", 10", 159
 Rangement droit Straight storage: 10" H=22", 35", 160
 Petit rangement à angle Small Wedge storage: 20" H=22", 35", 10", 190

30" Populaires | Popular CONFIGURATIONS 23"

A: 84" 115" 40" 169 170 62"
 B: 116" 40" 169 171 174
 C: 116" 116" 40" 096 055 171 170 116"
 D: 116" 40" 169 171 96" 235
 J: 70" 40" 041 042
 K: 94" 40" 041 071 005 62"
 L: 102" 40" 012 055 071 042 102"
 M: 103" 40" 041 071 89" 024

Nos produits sont fabriqués à la main et des variations mineures peuvent survenir. Our product is hand-made and minor variations can occur.

CDN Price List

WINDSOR

LEGS: Specify colour of legs LG3 round or LG4 square, BEECH finish not available for legs LG3.

COMBO: Cover #2 on back and seat.

FABRIC: There is no stitching on back cushions.

OPTION PIPING CRESTWOOD ON ARMS ONLY: Add \$60; Colour: Chestnut, Taupe or Sand.

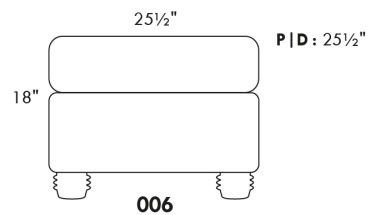
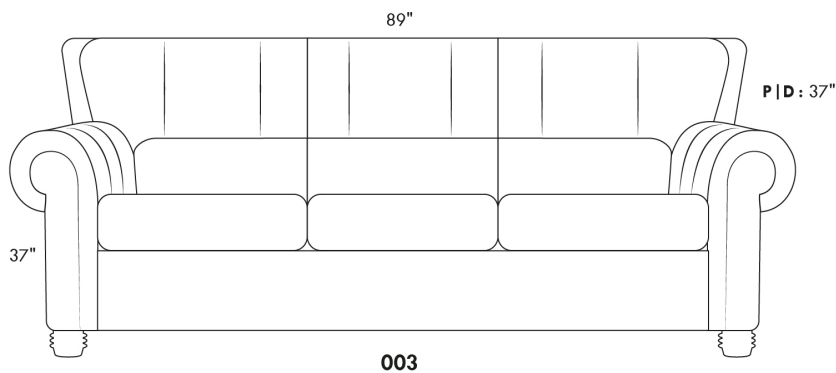
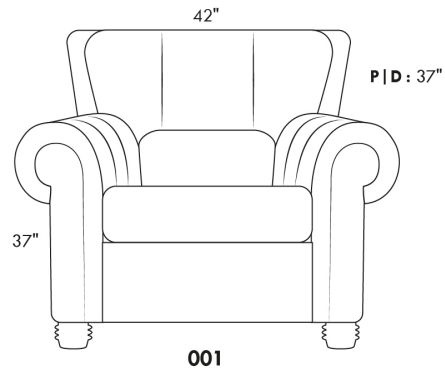
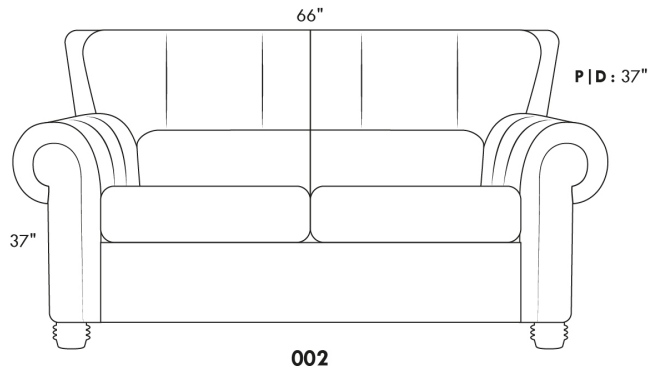
NAIL OPTION ON ARMS AND BASE: Sofa: \$100 Loveseat: \$85 Chair: \$75 Ottoman: \$50.

| Description | L x D x H | Leather | | | | | | Fabric | | |
|--------------|--------------|------------|-------------------------------|--|---|----------------------------------|--------------|--------|----------|------|
| | | 10 Pony | 20 Hugo Madras Softy | 30 Empire Fantasy Illusion Tucson Utah Vintage Yukon | 40 Diamond Elegance Princess Santiago Sensation Sunset Trina Victoria | 50 Bull Cassiope Dublin | 60 Caress | A | B COM | C |
| 001 CHAIR | 42x37x37 | 1210 | 1285 | 1355 | 1435 | 1510 | 1575 | 815 | 850 | 895 |
| 002 LOVESEAT | 66x37x37 | 1720 | 1820 | 1930 | 2015 | 2115 | 2215 | 1115 | 1185 | 1235 |
| 003 SOFA | 89x37x37 | 1880 | 2015 | 2160 | 2305 | 2440 | 2580 | 1295 | 1365 | 1440 |
| 006 OTTOMAN | 25.5X25.5X18 | 515 | 535 | 565 | 585 | 615 | 645 | 410 | 420 | 435 |

WINDSOR



Hauteur de siège 19" | Hauteur devant bras 26" | Profondeur d'assise 20"
Seat Height 19" | Arm Height 26" | Seat Depth 20"



www.jaymar.ca

Toutes les dimensions indiquées sont au pouce près. Nos produits sont fabriqués à la main et des variations mineures peuvent survenir.
All dimensions indicated are to the nearest inch. Our product is hand-made and minor variations can occur.

CDN Price List

WINSLOW

Specify colour of legs LG107.

IN LEATHER: Backs & Seats will have parallel decorative seams. Back cushions will be semi attached with a zipper.

SEAT cushions contain FEATHERS. Back & Seat cushions reversible.

COMBO #1: Cover #2 on backs & seats. PRICE: See "Product Knowledge" booklet.

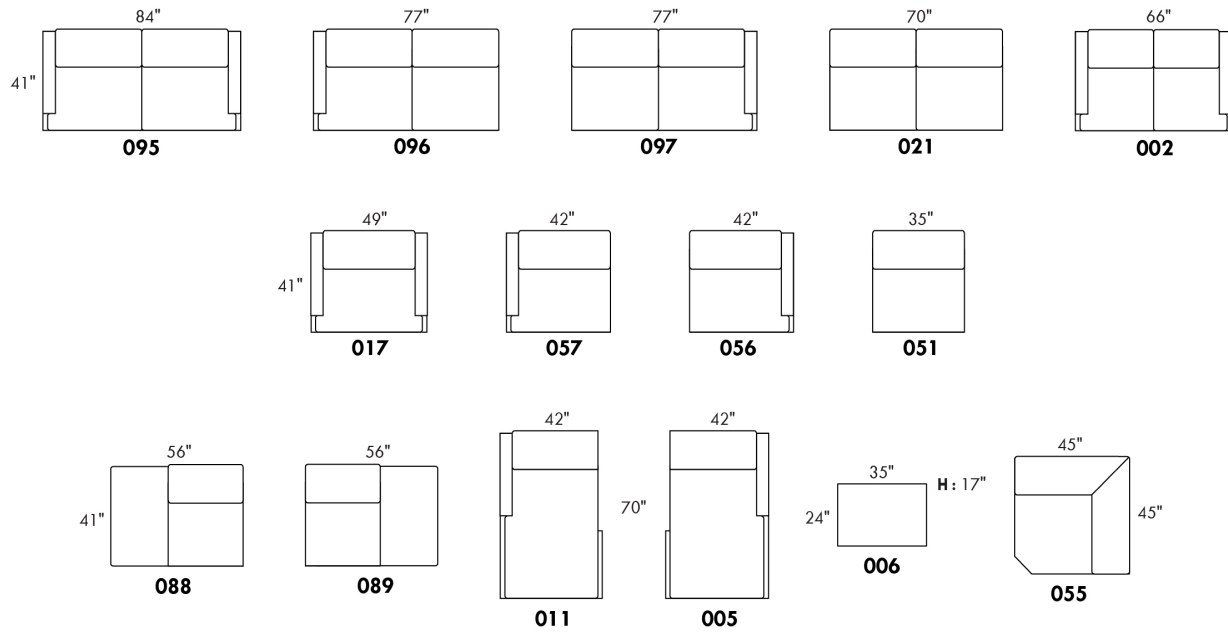
COMBO #2: Cover #2 SEATS in LEATHER ONLY; Grade 10 to 30 add \$60 per seat cushion. Grade 40 to 60 add \$90 per seat cushion. Lounge = 2 seats.

| Description | L x D x H | Leather | | | | | | Fabric | | |
|--------------------------------|------------|------------|-------------------------------|--|---|----------------------------------|--------------|--------|----------|------|
| | | 10 Pony | 20 Hugo Madras Softy | 30 Empire Fantasy Illusion Tucson Utah Vintage Yukon | 40 Diamond Elegance Princess Santiago Sensation Sunset Trina Victoria | 50 Bull Cassiope Dublin | 60 Caress | A | B COM | C |
| 002 LOVESEAT | 66X41X34 | 1745 | 1845 | 1965 | 2070 | 2175 | 2280 | 1070 | 1155 | 1230 |
| 005 LOUNGE CHAIR RIGHT ARM | 42X70X34 | 1495 | 1570 | 1650 | 1740 | 1820 | 1890 | 1030 | 1100 | 1160 |
| 006 OTTOMAN | 35X24X17 | 540 | 565 | 590 | 625 | 655 | 675 | 395 | 405 | 415 |
| 011 LOUNGE CHAIR LEFT ARM | 42X70X34 | 1495 | 1570 | 1650 | 1740 | 1820 | 1890 | 1030 | 1100 | 1160 |
| 017 DOUBLE CHAIR | 49X41X34 | 1350 | 1440 | 1535 | 1615 | 1710 | 1780 | 915 | 970 | 1015 |
| 021 APARTMENT SOFA NO ARM | 70X41X34 | 1670 | 1780 | 1905 | 2030 | 2150 | 2270 | 1230 | 1330 | 1430 |
| 051 ARMLESS CHAIR | 35X41X34 | 885 | 965 | 1030 | 1110 | 1190 | 1250 | 810 | 850 | 905 |
| 055 SQUARE CORNER | 45X45X34 | 975 | 1020 | 1090 | 1135 | 1195 | 1240 | 810 | 850 | 905 |
| 056 CHAIR RIGHT ARM | 42X41X34 | 1115 | 1205 | 1295 | 1380 | 1465 | 1555 | 850 | 905 | 955 |
| 057 CHAIR LEFT ARM | 42X41X34 | 1115 | 1205 | 1295 | 1380 | 1465 | 1555 | 850 | 905 | 955 |
| 088 ARMLESS CHAIR BUMPER LEFT | 56X41X34 | 1160 | 1235 | 1325 | 1405 | 1485 | 1560 | 865 | 915 | 965 |
| 089 ARMLESS CHAIR BUMPER RIGHT | 56X41X34 | 1160 | 1235 | 1325 | 1405 | 1485 | 1560 | 865 | 915 | 965 |
| 095 APARTMENT SOFA | 84x41x34 | 2115 | 2235 | 2360 | 2485 | 2600 | 2725 | 1365 | 1465 | 1565 |
| 096 APARTMENT SOFA LEFT ARM | 77x41x34 | 1885 | 2005 | 2125 | 2250 | 2370 | 2490 | 1305 | 1395 | 1490 |
| 097 APARTMENT SOFA RIGHT ARM | 77x41x34 | 1885 | 2005 | 2125 | 2250 | 2370 | 2490 | 1305 | 1395 | 1490 |
| CONFIGURATIONS | | | | | | | | | | |
| A CONF. A (96-55-56) | 122X87X34 | 3975 | 4230 | 4510 | 4765 | 5030 | 5285 | 2965 | 3150 | 3350 |
| B CONF. B (88-55-89) | 101X101X34 | 3295 | 3490 | 3740 | 3945 | 4165 | 4360 | 2540 | 2680 | 2835 |
| C CONF. C (11-51-55-89) | 122X101X34 | 4515 | 4790 | 5095 | 5390 | 5690 | 5940 | 3515 | 3715 | 3935 |
| D CONF. D (11-97) | 119X70X34 | 3380 | 3575 | 3775 | 3990 | 4190 | 4380 | 2335 | 2495 | 2650 |

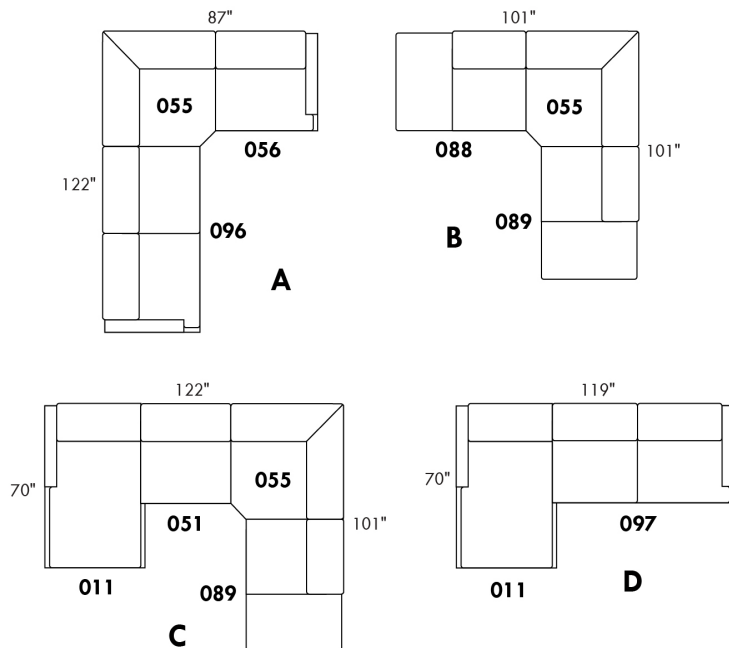
WINSLOW



Hauteur complète 34" | Hauteur de siège 18" | Hauteur devant bras 22½" | Profondeur d'assise 24"
 Total Height 34" | Seat Height 18" | Arm Height 22½" | Seat Depth 24"



CONFIGURATIONS



www.jaymar.ca

Toutes les dimensions indiquées sont au pouce près. Nos produits sont fabriqués à la main et des variations mineures peuvent survenir.
 All dimensions indicated are to the nearest inch. Our product is hand-made and minor variations can occur.

00351

THIS STYLE IS "D-BOX READY". Actuators not included. Installation of actuators: Upcharge of \$50 per piece.

The 351 is available in COMBO located center of seat, center of back and top of arm.

OPTIONS - Specify on your order:

Motorized reclining mechanism with touch-sensor button add \$125/mechanism. | For Battery Pack power recliner add \$250/ mechanism.

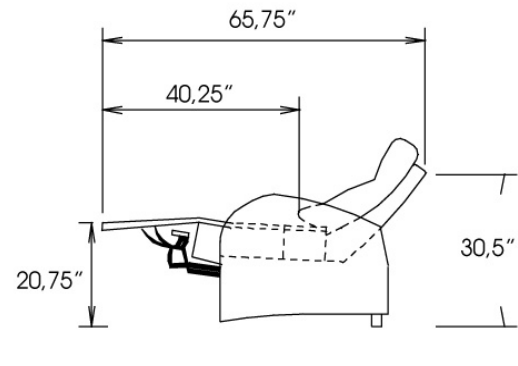
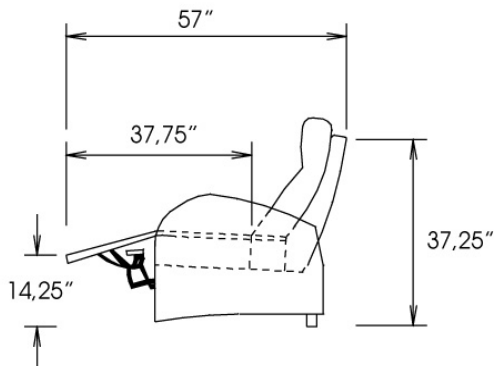
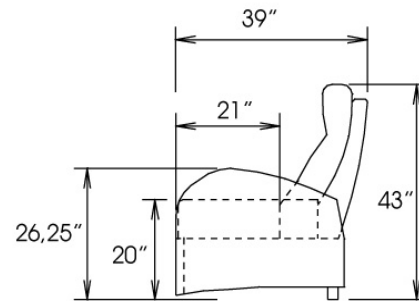
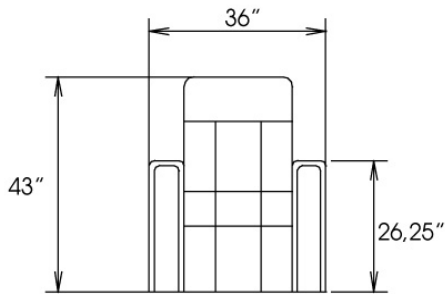
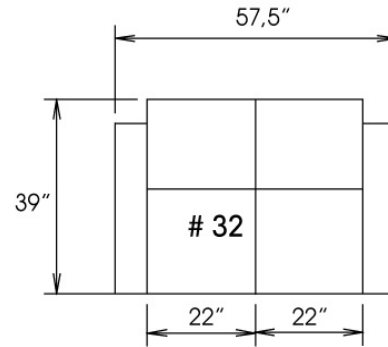
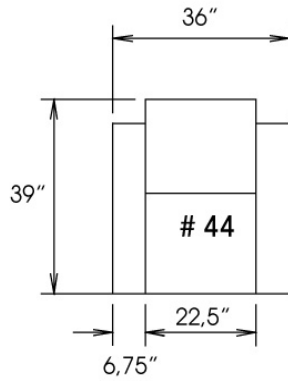
Metal Cup holder: \$25 ea. Specify colour Stainless, Black or Antique Gold.

LED Light Cupholder (black plastic) with touch sensor recliner control & LED lighting at base of chair \$50 ea.

Accessories: Anchorage on top of arm \$35 ea. | Swivel tray & Wine Glass holder \$20 ea. / Tablet holder \$40 ea. & LED Lamp \$50 ea.

| Description | L x D x H | Leather | | | | | | Fabric | | |
|------------------------|-----------|------------|-------------------------------|--|---|----------------------------------|--------------|--------|----------|------|
| | | 10 Pony | 20 Hugo Madras Softy | 30 Empire Fantasy Illusion Tucson Utah Vintage Yukon | 40 Diamond Elegance Princess Santiago Sensation Sunset Trina Victoria | 50 Bull Cassiope Dublin | 60 Caress | A | B COM | C |
| 032 RECLINING LOVESEAT | 58X40X43 | 2385 | 2490 | 2595 | 2700 | 2780 | 2885 | 1720 | 1775 | 1845 |
| 044 RECLINER CHAIR | 36X40X43 | 1545 | 1610 | 1690 | 1750 | 1820 | 1880 | 1165 | 1205 | 1240 |

351



Toutes les dimensions indiquées sont au pouce près. Nos produits sont fabriqués à la main et des variations mineures peuvent survenir.
 All dimensions indicated are to the nearest inch. Our product is hand-made and minor variations can occur.

RZ011-09

00352

THIS STYLE IS "D-BOX READY". Actuators not included. Installation of actuators: Upcharge of \$50 per piece.

COMBO OPTIONS: PRICE: See COMBO chart in "Product Knowledge" booklet.

Option A: Arms only: Cover #1. All other parts Cover #2.

Option B: Arms and headrest: Cover #1. All other parts Cover #2.

Option C: Headrest only: Cover #1. If headrest only is in leather, add \$35 per seat to fabric price. All other parts Cover #2.

OPTIONS - Specify on your order:

Motorized reclining mechanism with touch-sensor button add \$125/mechanism. | For Battery Pack power recliner add \$250/ mechanism.

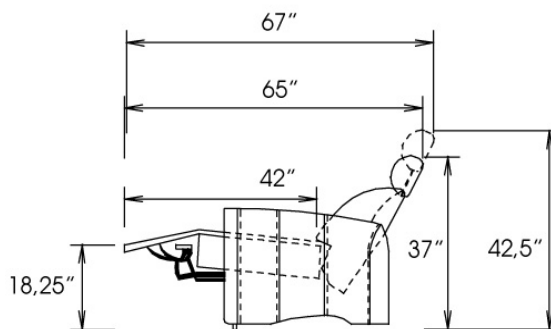
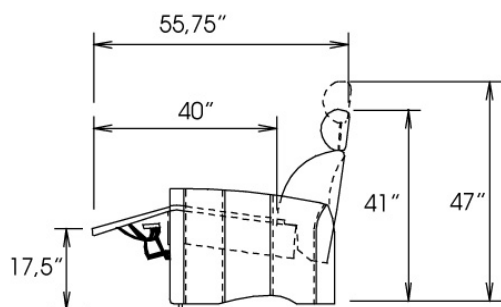
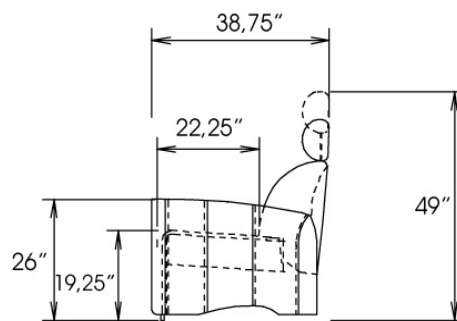
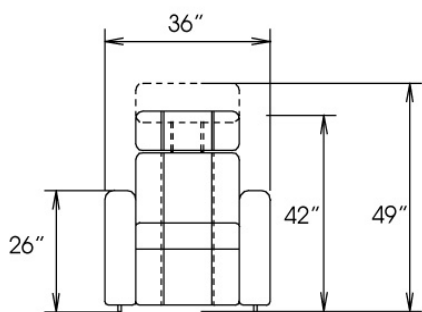
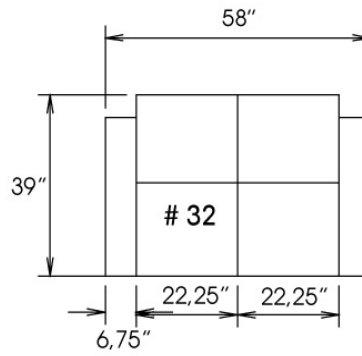
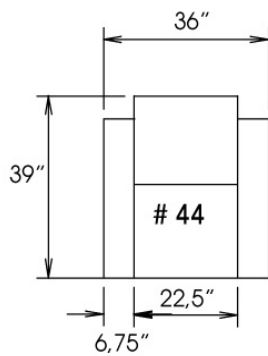
Metal Cup holder: \$25 ea. Specify colour Stainless, Black or Antique Gold.

LED Light Cupholder (black plastic) with touch sensor recliner control & LED lighting at base of chair \$50 ea.

Accessories: Anchorage on top of arm \$35 ea. | Swivel tray & Wine Glass holder \$20 ea. / Tablet holder \$40 ea. & LED Lamp \$50 ea.

| Description | L x D x H | Leather | | | | | | Fabric | | |
|------------------------|-----------|------------|-------------------------------|--|---|----------------------------------|--------------|--------|----------|------|
| | | 10 Pony | 20 Hugo Madras Softy | 30 Empire Fantasy Illusion Tucson Utah | 40 Diamond Elegance Princess Santiago Vintage Yukon | 50 Bull Cassiope Dublin | 60 Caress | A | B COM | C |
| 032 RECLINING LOVESEAT | 58X39X42 | 2385 | 2490 | 2595 | 2700 | 2780 | 2885 | 1720 | 1775 | 1845 |
| 044 RECLINER CHAIR | 36X39X42 | 1545 | 1610 | 1690 | 1750 | 1820 | 1880 | 1165 | 1205 | 1240 |

352



Toutes les dimensions indiquées sont au pouce près. Nos produits sont fabriqués à la main et des variations mineures peuvent survenir.
 All dimensions indicated are to the nearest inch. Our product is hand-made and minor variations can occur.

RZ011-09

00359

THIS STYLE IS SIMILAR TO 351 EXCEPT D-BOX ACTUATORS ARE NOT AVAILABLE.

COMBO: located center of seat, center of back & top of arm. PRICE: See COMBO chart in "Product Knowledge" booklet.

REMARK: In leather and fabric, armless end pieces, wedges, wide arms and console are not fully upholstered in fabric/leather.

OPTIONS - Specify on your order + SKETCH of your config.

Motorized reclining mechanism with touch-sensor button add \$125/mechanism. | For Battery Pack power recliner add \$250/ mechanism.

Metal Cup holder: \$25 ea. Specify colour Stainless, Black or Antique Gold.

LED Light Cupholder (black plastic) with touch sensor recliner control & LED lighting at base of chair \$50 ea.

Accessories: Anchorage on top of arm \$35 ea. | Swivel tray & Wine Glass holder \$20 ea. / Tablet holder \$40 ea. & LED Lamp \$50 ea.

Storage Console: roll-top available in black or silver, specify colour. Included accessories: Power harness with 2 outlets & 2 USB ports and light.

| Description | L x D x H | Leather | | | | | | Fabric | | |
|--|-----------|------------|-------------------------------|---|---|----------------------------------|--------------|--------|----------|------|
| | | 10 Pony | 20 Hugo Madras Softy | 30 Empire Fantasy Illusion Tucson Utah Vintage Yukon | 40 Diamond Elegance Princess Santiago Sensation Sunset Trina Victoria | 50 Bull Cassiope Dublin | 60 Caress | A | B COM | C |
| 041 RECLINING CHAIR LEFT ARM | 29X40X43 | 1235 | 1305 | 1375 | 1440 | 1510 | 1570 | 970 | 1005 | 1045 |
| 042 RECLINING CHAIR RIGHT ARM | 29X40X43 | 1235 | 1305 | 1375 | 1440 | 1510 | 1570 | 970 | 1005 | 1045 |
| 044 RECLINER CHAIR | 36X40X43 | 1380 | 1445 | 1520 | 1580 | 1640 | 1720 | 1045 | 1090 | 1120 |
| 065 RECLINING CHAIR LEFT ARM W CONSOLE-R | 44X40X43 | 1745 | 1815 | 1880 | 1955 | 2010 | 2085 | 1380 | 1420 | 1460 |
| 066 RECLINING CHAIR 1 CONSOLE-R | 38X40X43 | 1600 | 1665 | 1740 | 1805 | 1865 | 1945 | 1270 | 1315 | 1345 |
| 071 ARMLESS RECLINING CHAIR | 22X40X43 | 1095 | 1160 | 1230 | 1295 | 1355 | 1430 | 865 | 910 | 955 |
| 074 RECLINING CHAIR 1 CONSOLE-L | 38X40X43 | 1600 | 1665 | 1740 | 1805 | 1865 | 1945 | 1270 | 1315 | 1345 |
| 087 RECLINING CHAIR 1 WEDGE LEFT ARM | 37X40X43 | 1350 | 1420 | 1495 | 1560 | 1620 | 1695 | 980 | 1015 | 1060 |
| 091 RECLINING CHAIR L-ARM / WEDGE R-ARM | 44X40X43 | 1515 | 1575 | 1640 | 1720 | 1775 | 1845 | 1095 | 1130 | 1170 |
| 092 RECLINING CHAIR 1 WEDGE RIGHT ARM | 37X40X43 | 1350 | 1420 | 1495 | 1560 | 1620 | 1695 | 980 | 1015 | 1060 |
| 260 RECLINING CHAIR L-ARM / WIDE R-ARM | 41X40X43 | 1515 | 1575 | 1640 | 1720 | 1775 | 1845 | 1095 | 1130 | 1170 |
| 261 RECLINING CHAIR 1 WIDE RIGHT ARM | 34X40X43 | 1350 | 1420 | 1495 | 1560 | 1620 | 1695 | 980 | 1015 | 1060 |
| 262 RECLINING CHAIR 1 WIDE LEFT ARM | 34X40X43 | 1350 | 1420 | 1495 | 1560 | 1620 | 1695 | 980 | 1015 | 1060 |
| CONFIGURATIONS | | | | | | | | | | |
| A CONF. A (44) | 36X40X43 | 1380 | 1445 | 1520 | 1580 | 1640 | 1720 | 1045 | 1090 | 1120 |
| B CONF. B (41-42) | 58X40X43 | 2470 | 2610 | 2750 | 2880 | 3020 | 3140 | 1940 | 2010 | 2090 |
| C CONF. C (44-42) | 65X40X43 | 2615 | 2750 | 2895 | 3020 | 3150 | 3290 | 2015 | 2095 | 2165 |
| D CONF. D (91-42) | 73X44X43 | 2750 | 2880 | 3015 | 3160 | 3285 | 3415 | 2065 | 2135 | 2215 |
| E CONF. E (44-42-42) | 94X40X43 | 3850 | 4055 | 4270 | 4460 | 4660 | 4860 | 2985 | 3100 | 3210 |
| F CONF. F (91-92-42) | 109X48X43 | 4100 | 4300 | 4510 | 4720 | 4905 | 5110 | 3045 | 3150 | 3275 |
| G CONF. G (44-42-42-42) | 123X40X43 | 5085 | 5360 | 5645 | 5900 | 6170 | 6430 | 3955 | 4105 | 4255 |
| H CONF. H (44-92-42-42) | 131X47X43 | 5200 | 5475 | 5765 | 6020 | 6280 | 6555 | 3965 | 4115 | 4270 |

CDN Price List

00359

| Description | L x D x H | Leather | | | | | | Fabric | | |
|-------------------------|-----------|------------|-------------------------------|--|---|----------------------------------|--------------|--------|----------|------|
| | | 10 Pony | 20 Hugo Madras Softy | 30 Empire Fantasy Illusion Tucson Utah Vintage Yukon | 40 Diamond Elegance Princess Santiago Sensation Sunset Trina Victoria | 50 Bull Cassiope Dublin | 60 Caress | A | B COM | C |
| I CONF. I (41-41-42-42) | 116X40X43 | 4940 | 5220 | 5500 | 5760 | 6040 | 6280 | 3880 | 4020 | 4180 |
| J CONF. J (41-87-92-42) | 132X48X43 | 5170 | 5450 | 5740 | 6000 | 6260 | 6530 | 3900 | 4040 | 4210 |
| K CONF. K (65-42) | 73X40X43 | 2980 | 3120 | 3255 | 3395 | 3520 | 3655 | 2350 | 2425 | 2505 |
| L CONF. L (91-66-92-42) | 148X49X43 | 5700 | 5965 | 6250 | 6525 | 6770 | 7055 | 4315 | 4465 | 4620 |
| M CONF. M (260-42) | 70X40X43 | 2750 | 2880 | 3015 | 3160 | 3285 | 3415 | 2065 | 2135 | 2215 |

359

Aussi disponible avec actuateurs D-Box - voir modèle 351
Available with D-Box actuators - see model 351

home
theatreseries

Hauteur avant bras : 26"

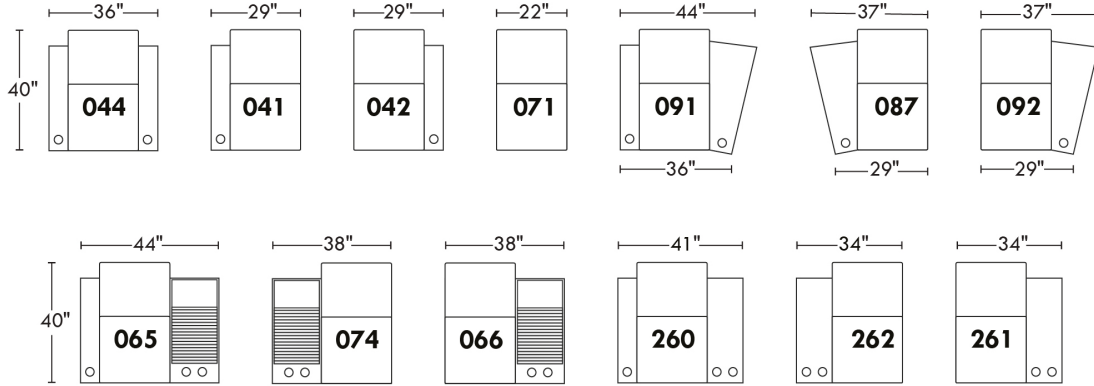
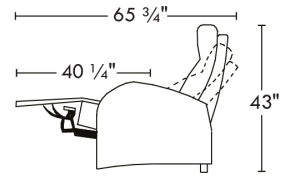
Hauteur siège : 19"

Profondeur d'assise : 21"

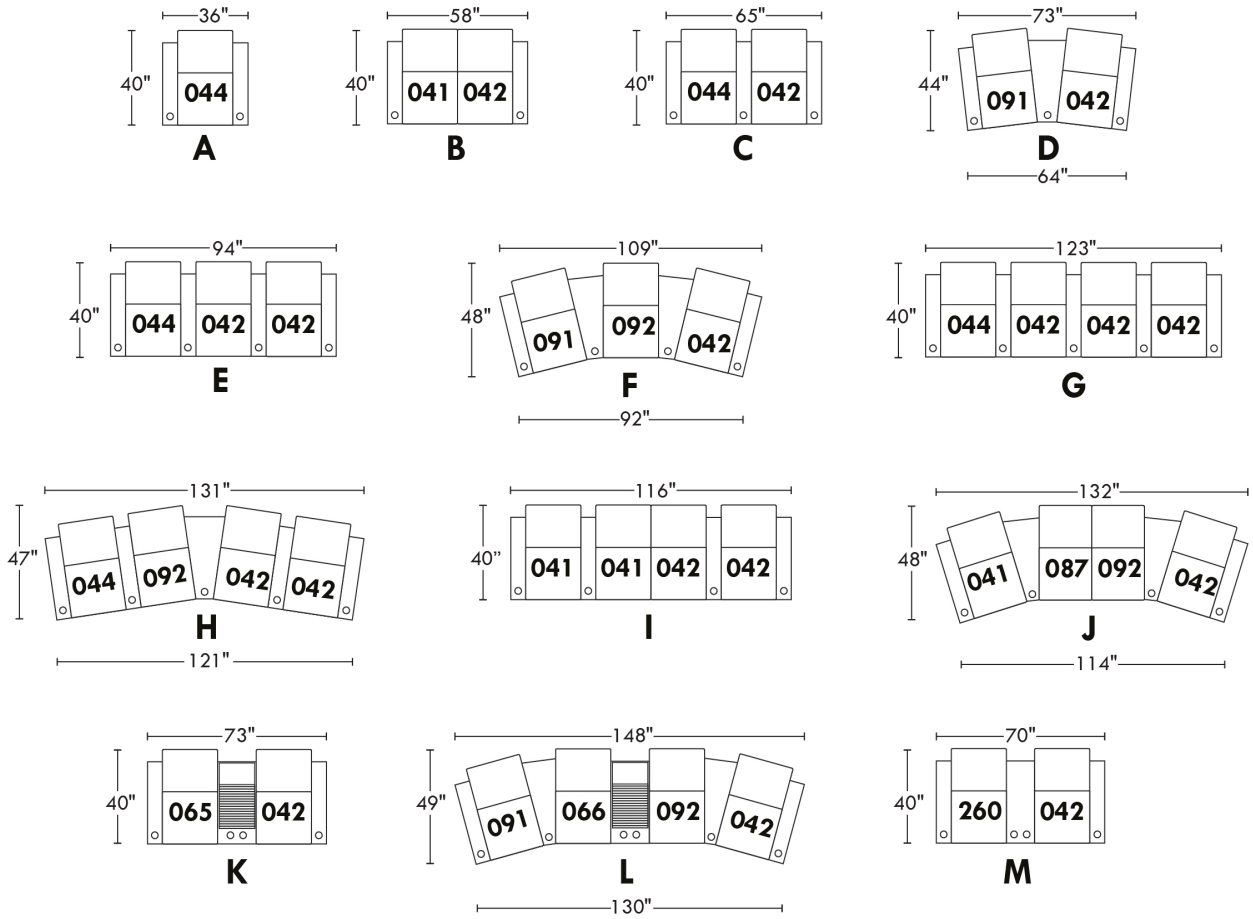
Arm Height : 26"

Seat Height : 19"

Seat Depth : 21"



Configurations



00360

THIS STYLE IS SIMILAR TO 352 EXCEPT D-BOX ACTUATORS ARE NOT AVAILABLE.

COMBO: located center of seat, center of back & top of arm. PRICE: See COMBO chart in "Product Knowledge" booklet.

REMARK: In leather and fabric, armless end pieces, wedges, wide arms and console are not fully upholstered in fabric/leather.

OPTIONS - Specify on your order + SKETCH of your config.

Motorized reclining mechanism with touch-sensor button add \$125/mechanism. | For Battery Pack power recliner add \$250/ mechanism.

Metal Cup holder: \$25 ea. Specify colour Stainless, Black or Antique Gold.

LED Light Cupholder (black plastic) with touch sensor recliner control & LED lighting at base of chair \$50 ea.

Accessories: Anchorage on top of arm \$35 ea. | Swivel tray & Wine Glass holder \$20 ea. / Tablet holder \$40 ea. & LED Lamp \$50 ea.

Storage Console: roll-top available in black or silver, specify colour. Included accessories: Power harness with 2 outlets & 2 USB ports and light.

| Description | L x D x H | Leather | | | | | | Fabric | | |
|--|-----------|------------|-------------------------------|--|---|----------------------------------|--------------|--------|----------|------|
| | | 10 Pony | 20 Hugo Madras Softy | 30 Empire Fantasy Illusion Tucson Utah Vintage Yukon | 40 Diamond Elegance Princess Santiago Sensation Sunset Trina Victoria | 50 Bull Cassiope Dublin | 60 Caress | A | B COM | C |
| 041 RECLINING CHAIR LEFT ARM | 29X40X42 | 1235 | 1305 | 1375 | 1440 | 1510 | 1570 | 970 | 1005 | 1045 |
| 042 RECLINING CHAIR RIGHT ARM | 29X40X42 | 1235 | 1305 | 1375 | 1440 | 1510 | 1570 | 970 | 1005 | 1045 |
| 044 RECLINER CHAIR | 36X40X42 | 1380 | 1445 | 1520 | 1580 | 1640 | 1720 | 1045 | 1090 | 1120 |
| 065 RECLINING CHAIR LEFT ARM W CONSOLE-R | 44X40X42 | 1745 | 1815 | 1880 | 1955 | 2010 | 2085 | 1380 | 1420 | 1460 |
| 066 RECLINING CHAIR 1 CONSOLE-R | 38X40X42 | 1600 | 1665 | 1740 | 1805 | 1865 | 1945 | 1270 | 1315 | 1345 |
| 071 ARMLESS RECLINING CHAIR | 22X40X42 | 1095 | 1160 | 1230 | 1295 | 1355 | 1430 | 865 | 910 | 955 |
| 074 RECLINING CHAIR 1 CONSOLE-L | 38X40X42 | 1600 | 1665 | 1740 | 1805 | 1865 | 1945 | 1270 | 1315 | 1345 |
| 087 RECLINING CHAIR 1 WEDGE LEFT ARM | 37X40X42 | 1350 | 1420 | 1495 | 1560 | 1620 | 1695 | 980 | 1015 | 1060 |
| 091 RECLINING CHAIR L-ARM / WEDGE R-ARM | 44X40X42 | 1515 | 1575 | 1640 | 1720 | 1775 | 1845 | 1095 | 1130 | 1170 |
| 092 RECLINING CHAIR 1 WEDGE RIGHT ARM | 37X40X42 | 1350 | 1420 | 1495 | 1560 | 1620 | 1695 | 980 | 1015 | 1060 |
| 260 RECLINING CHAIR L-ARM / WIDE R-ARM | 41X40X42 | 1515 | 1575 | 1640 | 1720 | 1775 | 1845 | 1095 | 1130 | 1170 |
| 261 RECLINING CHAIR 1 WIDE RIGHT ARM | 34X40X42 | 1350 | 1420 | 1495 | 1560 | 1620 | 1695 | 980 | 1015 | 1060 |
| 262 RECLINING CHAIR 1 WIDE LEFT ARM | 34X40X42 | 1350 | 1420 | 1495 | 1560 | 1620 | 1695 | 980 | 1015 | 1060 |
| CONFIGURATIONS | | | | | | | | | | |
| A CONF. A (44) | 36X40X42 | 1380 | 1445 | 1520 | 1580 | 1640 | 1720 | 1045 | 1090 | 1120 |
| B CONF. B (41-42) | 58X40X42 | 2470 | 2610 | 2750 | 2880 | 3020 | 3140 | 1940 | 2010 | 2090 |
| C CONF. C (44-42) | 65X40X42 | 2615 | 2750 | 2895 | 3020 | 3150 | 3290 | 2015 | 2095 | 2165 |
| D CONF. D (91-42) | 73X44X42 | 2750 | 2880 | 3015 | 3160 | 3285 | 3415 | 2065 | 2135 | 2215 |
| E CONF. E (44-42-42) | 94X40X42 | 3850 | 4055 | 4270 | 4460 | 4660 | 4860 | 2985 | 3100 | 3210 |
| F CONF. F (91-92-42) | 109X48X42 | 4100 | 4300 | 4510 | 4720 | 4905 | 5110 | 3045 | 3150 | 3275 |
| G CONF. G (44-42-42-42) | 123X40X42 | 5085 | 5360 | 5645 | 5900 | 6170 | 6430 | 3955 | 4105 | 4255 |
| H CONF. H (44-92-42-42) | 131X47X42 | 5200 | 5475 | 5765 | 6020 | 6280 | 6555 | 3965 | 4115 | 4270 |

CDN Price List

00360

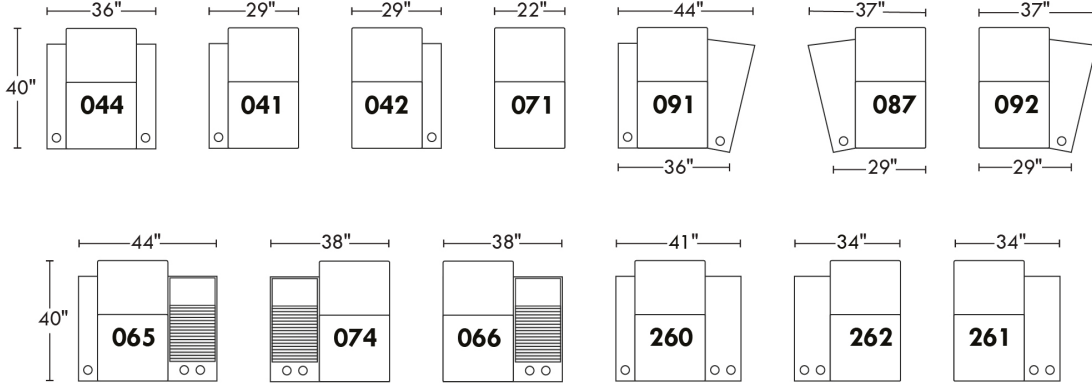
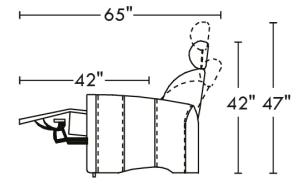
| Description | L x D x H | Leather | | | | | | Fabric | | |
|-------------------------|-----------|------------|-------------------------------|--|---|----------------------------------|--------------|--------|----------|------|
| | | 10 Pony | 20 Hugo Madras Softy | 30 Empire Fantasy Illusion Tucson Utah Vintage Yukon | 40 Diamond Elegance Princess Santiago Sensation Sunset Trina Victoria | 50 Bull Cassiope Dublin | 60 Caress | A | B COM | C |
| I CONF. I (41-41-42-42) | 116X40X42 | 4940 | 5220 | 5500 | 5760 | 6040 | 6280 | 3880 | 4020 | 4180 |
| J CONF. J (41-87-92-42) | 132X48X42 | 5170 | 5450 | 5740 | 6000 | 6260 | 6530 | 3900 | 4040 | 4210 |
| K CONF. K (65-42) | 73X40X42 | 2980 | 3120 | 3255 | 3395 | 3520 | 3655 | 2350 | 2425 | 2505 |
| L CONF. L (91-66-92-42) | 148X49X42 | 5700 | 5965 | 6250 | 6525 | 6770 | 7055 | 4315 | 4465 | 4620 |
| M CONF. M (260-042) | 70X40X42 | 2750 | 2880 | 3015 | 3160 | 3285 | 3415 | 2065 | 2135 | 2215 |

360

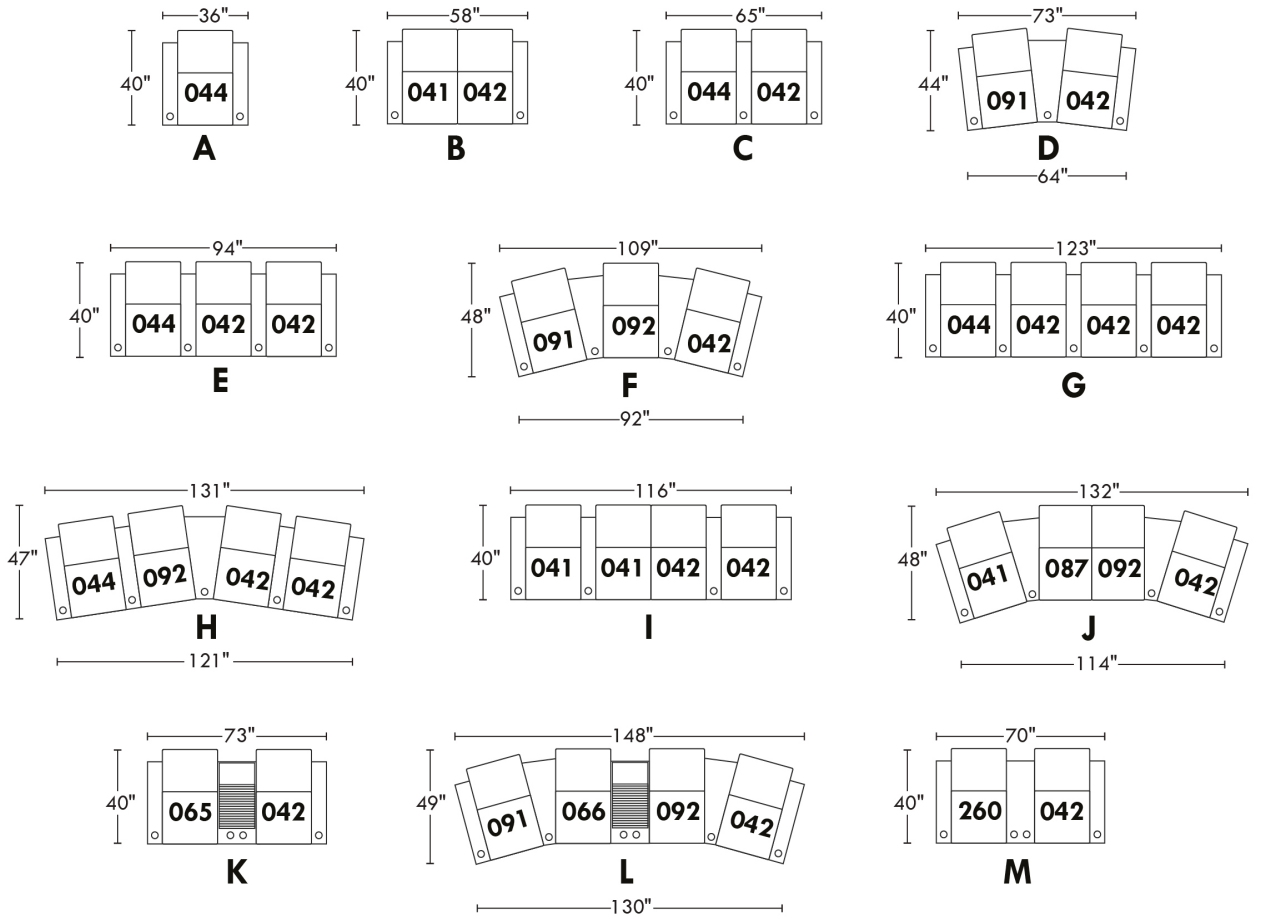
Aussi disponible avec actuateurs D-Box - voir modèle 352
Available with D-Box actuators - see model 352

home
theatre series

Hauteur avant bras : 26"
Hauteur siège : 19"
Profondeur d'assise : 22"
Arm Height : 26"
Seat Height : 19"
Seat Depth : 22"



Configurations



40111

PLAIN FABRIC RECOMMENDED FOR THIS STYLE.

REMARK: In leather and fabric, armless end pieces, wedges and consoles are not fully upholstered.

OPTIONS - Specify on your order + SKETCH of your config.:

Motorized reclining mechanism with touch-sensor button add \$125/mechanism. | For Battery Pack power recliner add \$250/ mechanism.

Metal Cup holders included: 2x for types 044, 265, 091 & 1x for types 042, 041, 266, 274, 092, 087. Specify colour: Stainless, Black or Antique Gold.

LED Light Cupholder (black plastic) with touch sensor recliner control & LED lighting at base of chair \$50 ea.

Leg: LG8 wood (specify colour) or LG64 metal.

Decorative Nails: On front arm add \$30/arm. Specify nail colour & size: 5/8" nails (#54) Antique Gold (only 1 colour) or 1/2" or 7/8" nails: colours: Brass, Silver, Pewter or Copper.

Accessories: Anchorage on top of arm \$35 ea. | Swivel tray & Wine Glass holder \$20 ea. / Tablet holder \$40 ea. & LED Lamp \$50 ea.

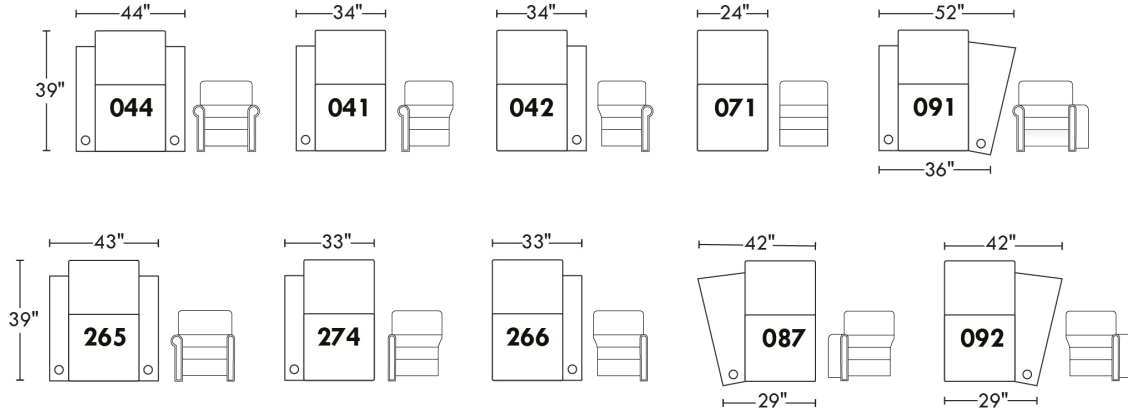
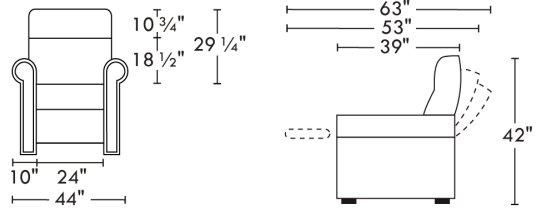
| Description | L x D x H | Leather | | | | | | Fabric | | |
|---|---------------|------------|-------------------------------|--|---|----------------------------------|--------------|--------|----------|------|
| | | 10 Pony | 20 Hugo Madras Softy | 30 Empire Fantasy Illusion Tucson Utah Vintage Yukon | 40 Diamond Elegance Princess Santiago Sensation Sunset Trina Victoria | 50 Bull Cassiope Dublin | 60 Caress | A | B COM | C |
| 041 RECLINING CHAIR LEFT ARM | 34X39X42 | 1335 | 1405 | 1470 | 1540 | 1605 | 1670 | 1025 | 1070 | 1110 |
| 042 RECLINING CHAIR RIGHT ARM | 34X39X42 | 1335 | 1405 | 1470 | 1540 | 1605 | 1670 | 1025 | 1070 | 1110 |
| 044 RECLINER CHAIR | 44X39X42 | 1430 | 1500 | 1575 | 1640 | 1730 | 1785 | 1110 | 1155 | 1195 |
| 071 ARMLESS RECLINING CHAIR | 24X39X42 | 1245 | 1320 | 1385 | 1455 | 1520 | 1580 | 955 | 985 | 1020 |
| 087 RECLINING CHAIR 1 WEDGE LEFT ARM | 42/33X39X42 | 1380 | 1445 | 1520 | 1580 | 1640 | 1720 | 1055 | 1095 | 1130 |
| 091 RECLINING CHAIR L-ARM / WEDGE R-ARM | 52/43X39X42 | 1470 | 1540 | 1610 | 1685 | 1745 | 1815 | 1130 | 1170 | 1210 |
| 092 RECLINING CHAIR 1 WEDGE RIGHT ARM | 42/33X39X42 | 1380 | 1445 | 1520 | 1580 | 1640 | 1720 | 1055 | 1095 | 1130 |
| 265 RECLIN. CHAIR L-ARM / UNIVERSAL R-ARM | 43X39X42 | 1430 | 1500 | 1575 | 1640 | 1730 | 1785 | 1110 | 1155 | 1195 |
| 266 RECLINING CHAIR 1 UNIVERSAL R-ARM | 33X39X42 | 1335 | 1405 | 1470 | 1540 | 1605 | 1670 | 1025 | 1070 | 1110 |
| 274 RECLINING CHAIR 1 UNIVERSAL L-ARM | 33X39X42 | 1335 | 1405 | 1470 | 1540 | 1605 | 1670 | 1025 | 1070 | 1110 |
| CONFIGURATIONS | | | | | | | | | | |
| A CONF. (44) | 44X39X42 | 1430 | 1500 | 1575 | 1640 | 1730 | 1785 | 1110 | 1155 | 1195 |
| B CONF. (41-42) | 68X39X42 | 2670 | 2810 | 2940 | 3080 | 3210 | 3340 | 2050 | 2140 | 2220 |
| C CONF. (265-42) | 77X39X42 | 2765 | 2905 | 3045 | 3180 | 3335 | 3455 | 2135 | 2225 | 2305 |
| D CONF. (91-42) | 86/77X43X42 | 2805 | 2945 | 3080 | 3225 | 3350 | 3485 | 2155 | 2240 | 2320 |
| E CONF. (265-266-42) | 110X39X42 | 4100 | 4310 | 4515 | 4720 | 4940 | 5125 | 3160 | 3295 | 3415 |
| F CONF. (91-92-42) | 126/108X48X42 | 4185 | 4390 | 4600 | 4805 | 4990 | 5205 | 3210 | 3335 | 3450 |
| G CONF. (265-266-266-42) | 143X39X42 | 5435 | 5715 | 5985 | 6260 | 6545 | 6795 | 4185 | 4365 | 4525 |
| H CONF. (265-92-266-42) | 151/142X47X42 | 5480 | 5755 | 6035 | 6300 | 6580 | 6845 | 4215 | 4390 | 4545 |
| I CONF. (41-274-266-42) | 134X39X42 | 5340 | 5620 | 5880 | 6160 | 6420 | 6680 | 4100 | 4280 | 4440 |
| J CONF. (41-87-92-42) | 150/132X48X42 | 5430 | 5700 | 5980 | 6240 | 6490 | 6780 | 4160 | 4330 | 4480 |

40111

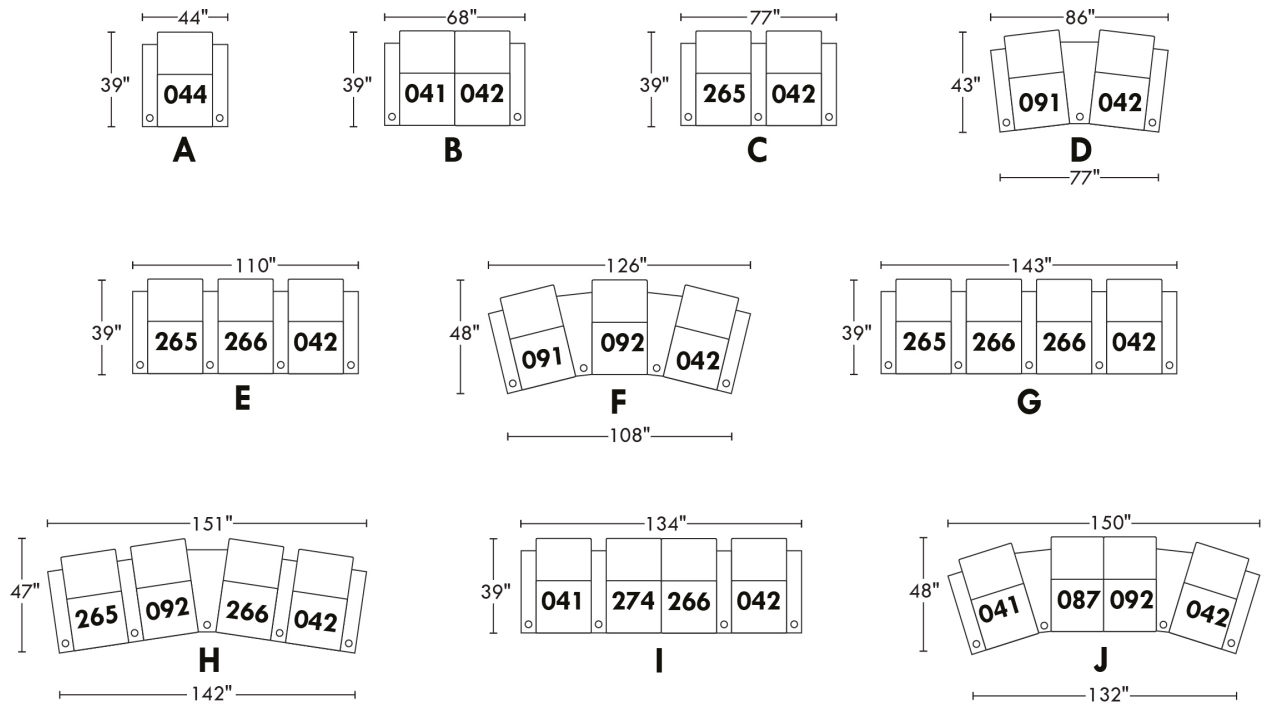
home
theatreseries

Hauteur avant bras : 25"
Hauteur siège : 19"
Profondeur d'assise : 22"

Arm Height : 25"
Seat Height : 19"
Seat Depth : 22"



Configurations



42444

PLAIN FABRIC RECOMMENDED FOR THIS STYLE.

REMARK: In leather and fabric, armless end pieces, wedges and consoles are not fully upholstered.

OPTIONS - Specify on your order + SKETCH of your config:

Manual recliner N/A. You must add the motorized option.

Motorized/Motorized reclining mechanism with touch-sensor button add \$125/mechanism. | For Battery Pack power recliner add \$250/ mechanism.

Leg: LG8 wood (specify colour) or LG64 metal.

Metal Cup holders included: 2x for types 044, 091 and 1x for types 042, 041, 092, 087. Specify colour: Stainless, Black or Antique Gold.

LED Light Cupholder (black plastic) with touch sensor recliner control & LED lighting at base of chair \$50 ea.

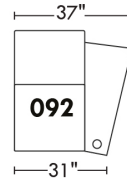
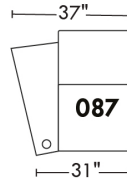
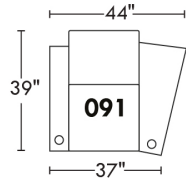
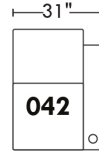
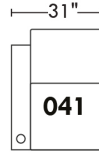
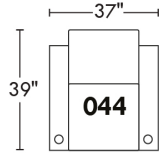
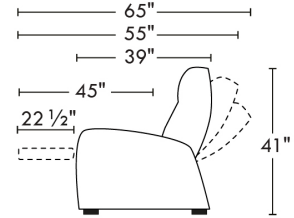
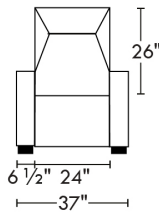
Accessories: Anchorage on top of arm \$35 ea | Swivel tray & Wine Glass holder \$20 ea / Tablet holder \$40 & LED Lamp \$50.

| Description | L x D x H | Leather | | | | | | Fabric | | |
|---|---------------|------------|-------------------------------|--|---|----------------------------------|--------------|--------|----------|------|
| | | 10 Pony | 20 Hugo Madras Softy | 30 Empire Fantasy Illusion Tucson Utah Vintage Yukon | 40 Diamond Elegance Princess Santiago Sensation Sunset Trina Victoria | 50 Bull Cassiope Dublin | 60 Caress | A | B COM | C |
| 041 RECLINING CHAIR LEFT ARM | 30.5X39X41 | 1335 | 1405 | 1470 | 1540 | 1605 | 1670 | 1025 | 1070 | 1110 |
| 042 RECLINING CHAIR RIGHT ARM | 30.5X39X41 | 1335 | 1405 | 1470 | 1540 | 1605 | 1670 | 1025 | 1070 | 1110 |
| 044 RECLINER CHAIR | 37X39X41 | 1430 | 1500 | 1575 | 1640 | 1730 | 1785 | 1110 | 1155 | 1195 |
| 071 ARMLESS RECLINING CHAIR | 24X39X41 | 1245 | 1320 | 1385 | 1455 | 1520 | 1580 | 955 | 985 | 1020 |
| 087 RECLINING CHAIR 1 WEDGE LEFT ARM | 37/30.5X39X41 | 1380 | 1445 | 1520 | 1580 | 1640 | 1720 | 1055 | 1095 | 1130 |
| 091 RECLINING CHAIR L-ARM / WEDGE R-ARM | 43.5/37X39X41 | 1470 | 1540 | 1610 | 1685 | 1745 | 1815 | 1130 | 1170 | 1210 |
| 092 RECLINING CHAIR 1 WEDGE RIGHT ARM | 37/30.5X39X41 | 1380 | 1445 | 1520 | 1580 | 1640 | 1720 | 1055 | 1095 | 1130 |
| CONFIGURATIONS | | | | | | | | | | |
| A CONF. (44) | 37X39X41 | 1430 | 1500 | 1575 | 1640 | 1730 | 1785 | 1110 | 1155 | 1195 |
| B CONF. (41-42) | 61X39X41 | 2670 | 2810 | 2940 | 3080 | 3210 | 3340 | 2050 | 2140 | 2220 |
| C CONF. (44-42) | 68X39X41 | 2765 | 2905 | 3045 | 3180 | 3335 | 3455 | 2135 | 2225 | 2305 |
| D CONF. (91-42) | 74/67X42X41 | 2805 | 2945 | 3080 | 3225 | 3350 | 3485 | 2155 | 2240 | 2320 |
| E CONF. (44-42-42) | 98X39X41 | 4100 | 4310 | 4515 | 4720 | 4940 | 5125 | 3160 | 3295 | 3415 |
| F CONF. (91-92-42) | 110/97X45X41 | 4185 | 4390 | 4600 | 4805 | 4990 | 5205 | 3210 | 3335 | 3450 |
| G CONF. (44-42-42-42) | 1295X39X41 | 5435 | 5715 | 5985 | 6260 | 6545 | 6795 | 4185 | 4365 | 4525 |
| H CONF. (44-92-42-42) | 135/128X45X41 | 5480 | 5755 | 6035 | 6300 | 6580 | 6845 | 4215 | 4390 | 4545 |
| I CONF. (41-41-42-42) | 122X39X41 | 5340 | 5620 | 5880 | 6160 | 6420 | 6680 | 4100 | 4280 | 4440 |
| J CONF. (41-87-92-42) | 134/121X45X41 | 5430 | 5700 | 5980 | 6240 | 6490 | 6780 | 4160 | 4330 | 4480 |
| K CONF. (41-71-42) | 85X39X41 | 3915 | 4130 | 4325 | 4535 | 4730 | 4920 | 3005 | 3125 | 3240 |

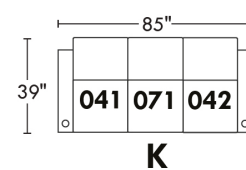
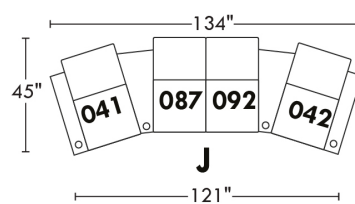
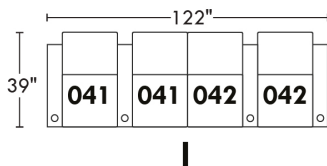
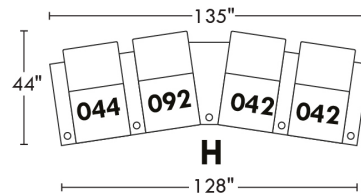
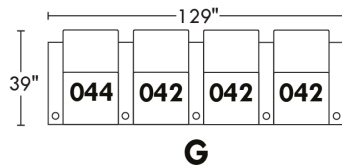
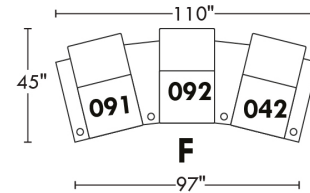
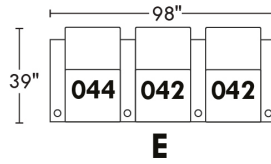
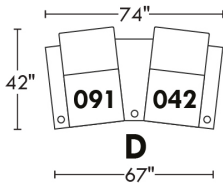
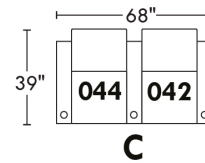
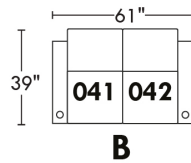
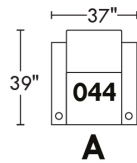
42444

home
theatre series

Hauteur avant bras : 24"
 Hauteur siège : 18"
 Profondeur d'assise : 22 1/2"
 Arm Height : 24"
 Seat Height : 18"
 Seat Depth : 22 1/2"



Configurations



57000 HOME THEATRE/CINEMAISON

PLAIN FABRIC RECOMMENDED

COMBO Options: PRICE: See COMBO chart in "Product Knowledge" booklet.

- A: Cover #1: All Parts. / Cover #2: Arms only.
- B: Cover #1: All Parts. / Cover #2: Arms & headrest.
- C: Cover #1: All Parts. / Cover #2: Headrest only. If headrest only is in leather, add \$35/seat to fabric price.

REMARK: In leather and fabric, armless end pieces, wedges and console are not fully upholstered in fabric/leather.

OPTIONS - Specify on your order + SKETCH of your config.:

Motorized reclining mechanism with touch-sensor button, add \$125/mechanism. | For Battery Pack power recliner add \$250/mechanism.

Legs: LG64 metal or LG68 wood (specify colour).

Metal Cup holder: \$25/arm (console: \$50). Specify colour Stainless, Black or Antique Gold.

LED Light Cupholder (black plastic) with touch sensor recliner control & LED lighting at base of chair, \$50 ea.

Accessories: Anchorage on top of arm \$35 ea | Swivel tray & Wine Glass holder \$20 ea / Tablet holder \$40 ea. & LED Lamp \$50 ea.

Storage Console: Roll-top available in black or silver, specify colour. Included accessories: Power harness with 2 outlets & 2 USB ports & light.

| Description | L x D x H | Leather | | | | | | Fabric | | |
|--|--------------|------------|-------------------------------|---|---|----------------------------------|--------------|--------|----------|------|
| | | 10 Pony | 20 Hugo Madras Softy | 30 Empire Fantasy Illusion Tucson Utah Vintage Yukon | 40 Diamond Elegance Princess Santiago Sensation Sunset Trina Victoria | 50 Bull Cassiope Dublin | 60 Caress | A | B COM | C |
| 041 RECLINING CHAIR LEFT ARM | 29X36X42 | 1205 | 1270 | 1340 | 1410 | 1470 | 1540 | 895 | 945 | 975 |
| 042 RECLINING CHAIR RIGHT ARM | 29X36X42 | 1205 | 1270 | 1340 | 1410 | 1470 | 1540 | 895 | 945 | 975 |
| 044 RECLINER CHAIR | 36X36X42 | 1330 | 1395 | 1465 | 1535 | 1600 | 1665 | 985 | 1020 | 1065 |
| 065 RECLINING CHAIR LEFT ARM W CONSOLE-R | 44X36X42 | 1625 | 1700 | 1765 | 1835 | 1895 | 1970 | 1295 | 1335 | 1375 |
| 066 RECLINING CHAIR 1 CONSOLE-R | 38X36X42 | 1500 | 1565 | 1630 | 1710 | 1765 | 1835 | 1195 | 1230 | 1270 |
| 071 ARMLESS RECLINING CHAIR | 23X36X42 | 920 | 985 | 1060 | 1120 | 1195 | 1250 | 765 | 800 | 840 |
| 074 RECLINING CHAIR 1 CONSOLE-L | 38X36X42 | 1500 | 1565 | 1630 | 1710 | 1765 | 1835 | 1195 | 1230 | 1270 |
| 087 RECLINING CHAIR 1 WEDGE LEFT ARM | 37/29X36X42 | 1235 | 1305 | 1375 | 1440 | 1510 | 1570 | 915 | 960 | 990 |
| 091 RECLINING CHAIR L-ARM / WEDGE R-ARM | 44/36X36X42 | 1385 | 1460 | 1540 | 1610 | 1690 | 1755 | 1000 | 1030 | 1080 |
| 092 RECLINING CHAIR 1 WEDGE RIGHT ARM | 37/29X36X42 | 1235 | 1305 | 1375 | 1440 | 1510 | 1570 | 915 | 960 | 990 |
| 260 RECLINING CHAIR L-ARM / WIDE R-ARM | 41X36X42 | 1385 | 1460 | 1540 | 1610 | 1690 | 1755 | 1000 | 1030 | 1080 |
| 261 RECLINING CHAIR 1 WIDE RIGHT ARM | 34X36X42 | 1235 | 1305 | 1375 | 1440 | 1510 | 1570 | 915 | 960 | 990 |
| 262 RECLINING CHAIR 1 WIDE LEFT ARM | 34X36X42 | 1235 | 1305 | 1375 | 1440 | 1510 | 1570 | 915 | 960 | 990 |
| CONFIGURATIONS | | | | | | | | | | |
| A CONF. (44) | 36X36X42 | 1330 | 1395 | 1465 | 1535 | 1600 | 1665 | 985 | 1020 | 1065 |
| B CONF. (41-42) | 58X36X42 | 2410 | 2540 | 2680 | 2820 | 2940 | 3080 | 1790 | 1890 | 1950 |
| C CONF. (44-42) | 65X36X42 | 2535 | 2665 | 2805 | 2945 | 3070 | 3205 | 1880 | 1965 | 2040 |
| D CONF. (91-42) | 73/64X40X42 | 2590 | 2730 | 2880 | 3020 | 3160 | 3295 | 1895 | 1975 | 2055 |
| E CONF. (44-42-42) | 94X36X42 | 3740 | 3935 | 4145 | 4355 | 4540 | 4745 | 2775 | 2910 | 3015 |
| F CONF. (91-92-42) | 109/92X44X42 | 3825 | 4035 | 4255 | 4460 | 4670 | 4865 | 2810 | 2935 | 3045 |

CDN Price List

57000 HOME THEATRE/CINEMAISON

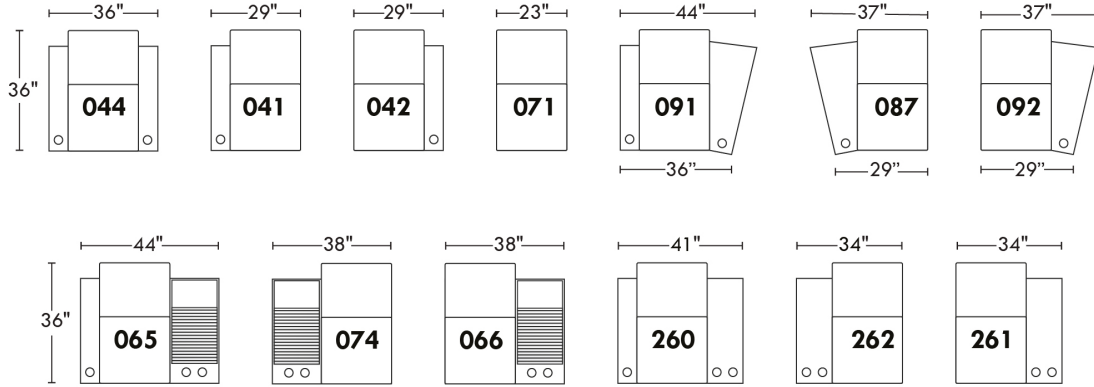
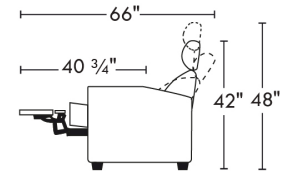
| Description | L x D x H | Leather | | | | | | Fabric | | |
|-----------------------|---------------|------------|-------------------------------|--|---|----------------------------------|--------------|--------|----------|------|
| | | 10 Pony | 20 Hugo Madras Softy | 30 Empire Fantasy Illusion Tucson Utah Vintage Yukon | 40 Diamond Elegance Princess Santiago Sensation Sunset Trina Victoria | 50 Bull Cassiope Dublin | 60 Caress | A | B COM | C |
| G CONF. (44-42-42-42) | 123X36X42 | 4945 | 5205 | 5485 | 5765 | 6010 | 6285 | 3670 | 3855 | 3990 |
| H CONF. (44-92-42-42) | 131/122X44X42 | 4975 | 5240 | 5520 | 5795 | 6050 | 6315 | 3690 | 3870 | 4005 |
| I CONF. (41-41-42-42) | 116X36X42 | 4820 | 5080 | 5360 | 5640 | 5880 | 6160 | 3580 | 3780 | 3900 |
| J CONF. (41-87-92-42) | 131/115X44X42 | 4880 | 5150 | 5430 | 5700 | 5960 | 6220 | 3620 | 3810 | 3930 |
| K CONF. (65-42) | 74X36X42 | 2830 | 2970 | 3105 | 3245 | 3365 | 3510 | 2190 | 2280 | 2350 |
| L CONF. (91-66-92-42) | 147/130X45X42 | 5325 | 5600 | 5885 | 6170 | 6435 | 6700 | 4005 | 4165 | 4315 |
| M CONF. (260-042) | 70X36X42 | 2590 | 2730 | 2880 | 3020 | 3160 | 3295 | 1895 | 1975 | 2055 |

57000

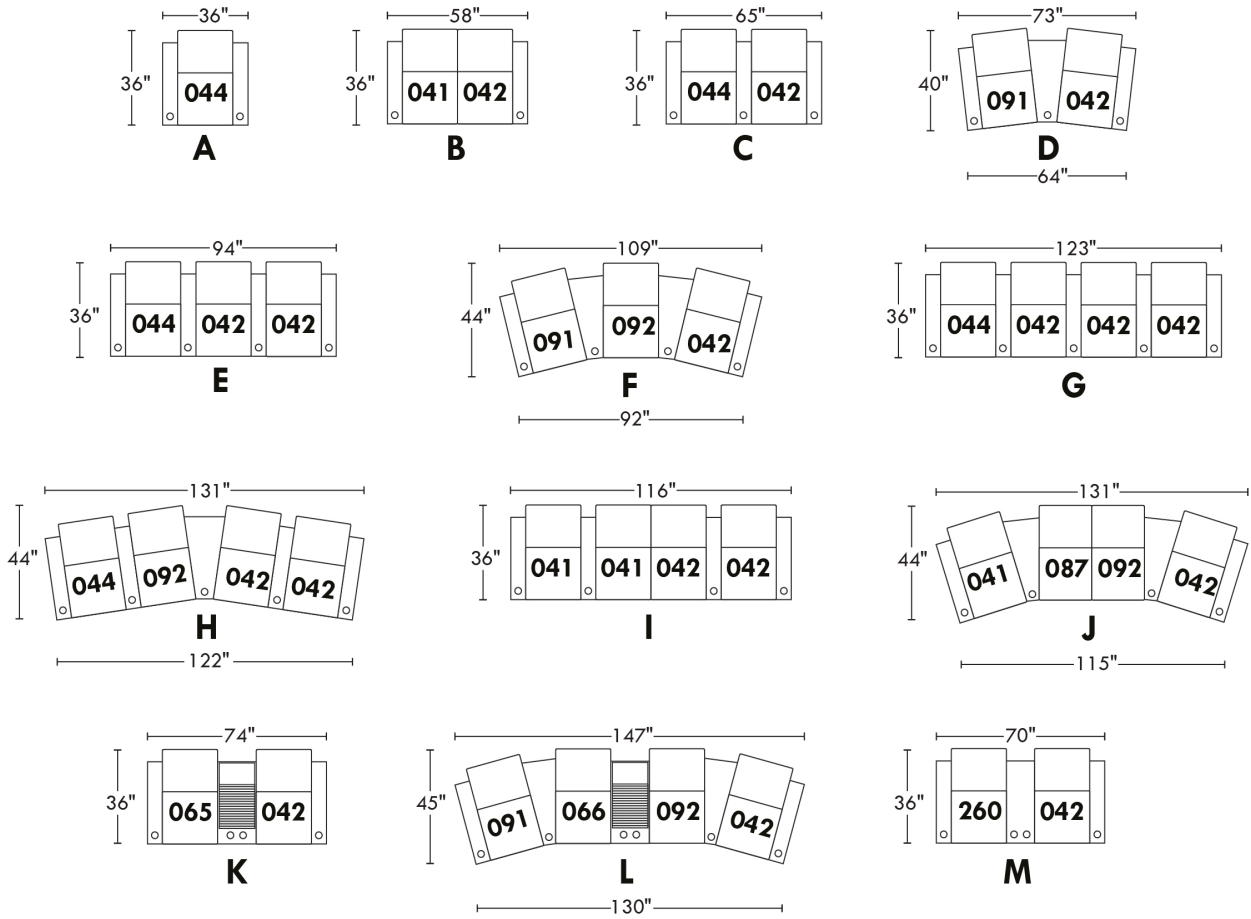
home
theatre series

Hauteur avant bras : 26"
Hauteur siège : 20"
Profondeur d'assise : 22"

Arm Height : 26"
Seat Height : 20"
Seat Depth : 22"



Configurations



59000 HOME THEATRE/CINE MAISON

COMBO: Cover #2 on back & seat. PRICE: See COMBO chart in "Product Knowledge" booklet.

REMARK: In leather and fabric, armless end pieces, wedges and console are not fully upholstered in fabric/leather.

OPTIONS - Specify on your order + SKETCH of your config.:

Motorized reclining mechanism with touch-sensor button, add \$125/mechanism. | For Battery Pack power recliner add \$250/mechanism.

**Legs: LG64 metal or LG68 wood (specify colour). **When selecting arm #5 always select wood leg LG4 or metal leg LG55 **

With piping: \$25/arm.

With Detachable Headrest PL.300: in fabric: \$25 ea.; in leather: \$50 ea.

Metal Cup holder: \$25/arm (console: \$50). Specify colour Stainless, Black or Antique Gold.

LED Light Cupholder (black plastic) with touch sensor recliner control & LED lighting at base of chair, \$50 ea.

Accessories: Anchorage on top of arm \$35 ea | Swivel tray & Wine Glass holder \$20 ea / Tablet holder \$40 ea. & LED Lamp \$50 ea.

Storage Console: Roll-top available in black or silver, specify colour. Included accessories: Power harness with 2 outlets & 2 USB ports and light.

| Description | L x D x H | Leather | | | | | | Fabric | | |
|--|---------------|------------|-------------------------------|--|---|----------------------------------|--------------|--------|----------|------|
| | | 10 Pony | 20 Hugo Madras Softy | 30 Empire Fantasy Illusion Tucson Utah Vintage Yukon | 40 Diamond Elegance Princess Santiago Sensation Sunset Trina Victoria | 50 Bull Cassiope Dublin | 60 Caress | A | B COM | C |
| 041 RECLINING CHAIR LEFT ARM | 29X39X43 | 1090 | 1155 | 1225 | 1290 | 1350 | 1420 | 865 | 910 | 955 |
| 042 RECLINING CHAIR RIGHT ARM | 29X39X43 | 1090 | 1155 | 1225 | 1290 | 1350 | 1420 | 865 | 910 | 955 |
| 044 RECLINER CHAIR | 36X39X43 | 1295 | 1355 | 1435 | 1500 | 1565 | 1625 | 1000 | 1030 | 1080 |
| 065 RECLINING CHAIR LEFT ARM W CONSOLE-R | 44X39X43 | 1690 | 1750 | 1825 | 1885 | 1960 | 2015 | 1295 | 1335 | 1375 |
| 066 RECLINING CHAIR 1 CONSOLE-R | 38X39X43 | 1535 | 1600 | 1670 | 1740 | 1805 | 1865 | 1195 | 1230 | 1270 |
| 071 ARMLESS RECLINING CHAIR | 22X39X43 | 920 | 985 | 1060 | 1120 | 1195 | 1250 | 735 | 770 | 810 |
| 074 RECLINING CHAIR 1 CONSOLE-L | 38X39X43 | 1535 | 1600 | 1670 | 1740 | 1805 | 1865 | 1195 | 1230 | 1270 |
| 087 RECLINING CHAIR 1 WEDGE LEFT ARM | 37/29X39X43 | 1200 | 1265 | 1335 | 1405 | 1465 | 1535 | 895 | 945 | 975 |
| 091 RECLINING CHAIR L-ARM / WEDGE R-ARM | 44/36X39X43 | 1340 | 1410 | 1485 | 1545 | 1610 | 1685 | 1015 | 1060 | 1100 |
| 092 RECLINING CHAIR 1 WEDGE RIGHT ARM | 37/29X39X43 | 1200 | 1265 | 1335 | 1405 | 1465 | 1535 | 895 | 945 | 975 |
| 260 RECLINING CHAIR L-ARM / WIDE R-ARM | 41X39X43 | 1340 | 1410 | 1485 | 1545 | 1610 | 1685 | 1015 | 1060 | 1100 |
| 261 RECLINING CHAIR 1 WIDE RIGHT ARM | 34X39X43 | 1200 | 1265 | 1335 | 1405 | 1465 | 1535 | 895 | 945 | 975 |
| 262 RECLINING CHAIR 1 WIDE LEFT ARM | 34X39X43 | 1200 | 1265 | 1335 | 1405 | 1465 | 1535 | 895 | 945 | 975 |
| CONFIGURATIONS | | | | | | | | | | |
| A CONF. (44) | 36X39X43 | 1295 | 1355 | 1435 | 1500 | 1565 | 1625 | 1000 | 1030 | 1080 |
| B CONF. (41-42) | 58X39X43 | 2180 | 2310 | 2450 | 2580 | 2700 | 2840 | 1730 | 1820 | 1910 |
| C CONF. (44-42) | 65X39X43 | 2385 | 2510 | 2660 | 2790 | 2915 | 3045 | 1865 | 1940 | 2035 |
| D CONF. (91-42) | 73/64X43X43 | 2430 | 2565 | 2710 | 2835 | 2960 | 3105 | 1880 | 1970 | 2055 |
| E CONF. (44-42-42) | 94X39X43 | 3475 | 3665 | 3885 | 4080 | 4265 | 4465 | 2730 | 2850 | 2990 |
| F CONF. (91-92-42) | 109/92X47X43 | 3630 | 3830 | 4045 | 4240 | 4425 | 4640 | 2775 | 2915 | 3030 |
| G CONF. (44-42-42-42) | 123X39X43 | 4565 | 4820 | 5110 | 5370 | 5615 | 5885 | 3595 | 3760 | 3945 |
| H CONF. (44-92-42-42) | 131/121X46X43 | 4675 | 4930 | 5220 | 5485 | 5730 | 6000 | 3625 | 3795 | 3965 |

CDN Price List

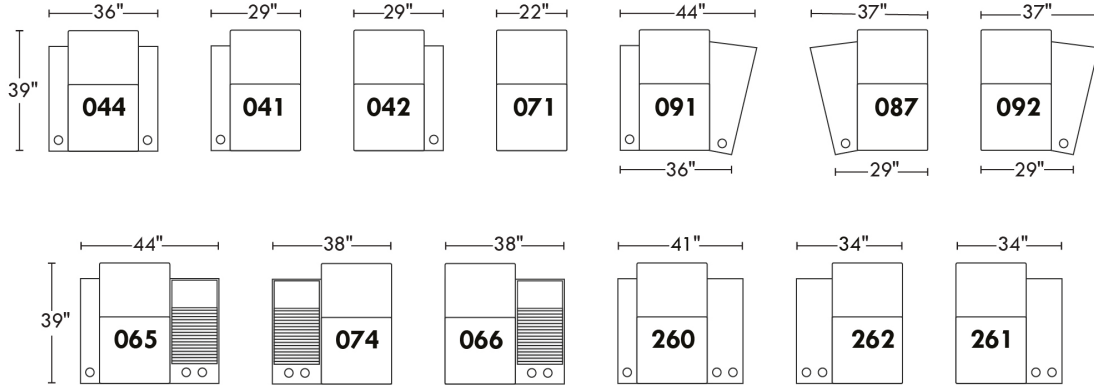
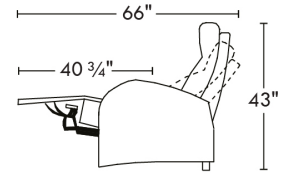
59000 HOME THEATRE/CINE MAISON

| Description | L x D x H | Leather | | | | | | Fabric | | |
|-----------------------|---------------|------------|-------------------------------|--|---|----------------------------------|--------------|--------|----------|------|
| | | 10 Pony | 20 Hugo Madras Softy | 30 Empire Fantasy Illusion Tucson Utah Vintage Yukon | 40 Diamond Elegance Princess Santiago Sensation Sunset Trina Victoria | 50 Bull Cassiope Dublin | 60 Caress | A | B COM | C |
| I CONF. (41-41-42-42) | 116X39X43 | 4360 | 4620 | 4900 | 5160 | 5400 | 5680 | 3460 | 3640 | 3820 |
| J CONF. (41-87-92-42) | 132/114X47X43 | 4580 | 4840 | 5120 | 5390 | 5630 | 5910 | 3520 | 3710 | 3860 |
| K CONF. (65-42) | 73X39X43 | 2780 | 2905 | 3050 | 3175 | 3310 | 3435 | 2160 | 2245 | 2330 |
| L CONF. (91-66-92-42) | 148/130X48X43 | 5165 | 5430 | 5715 | 5980 | 6230 | 6505 | 3970 | 4145 | 4300 |
| M CONF. (260-042) | 70"X39"X43" | 2430 | 2565 | 2710 | 2835 | 2960 | 3105 | 1880 | 1970 | 2055 |

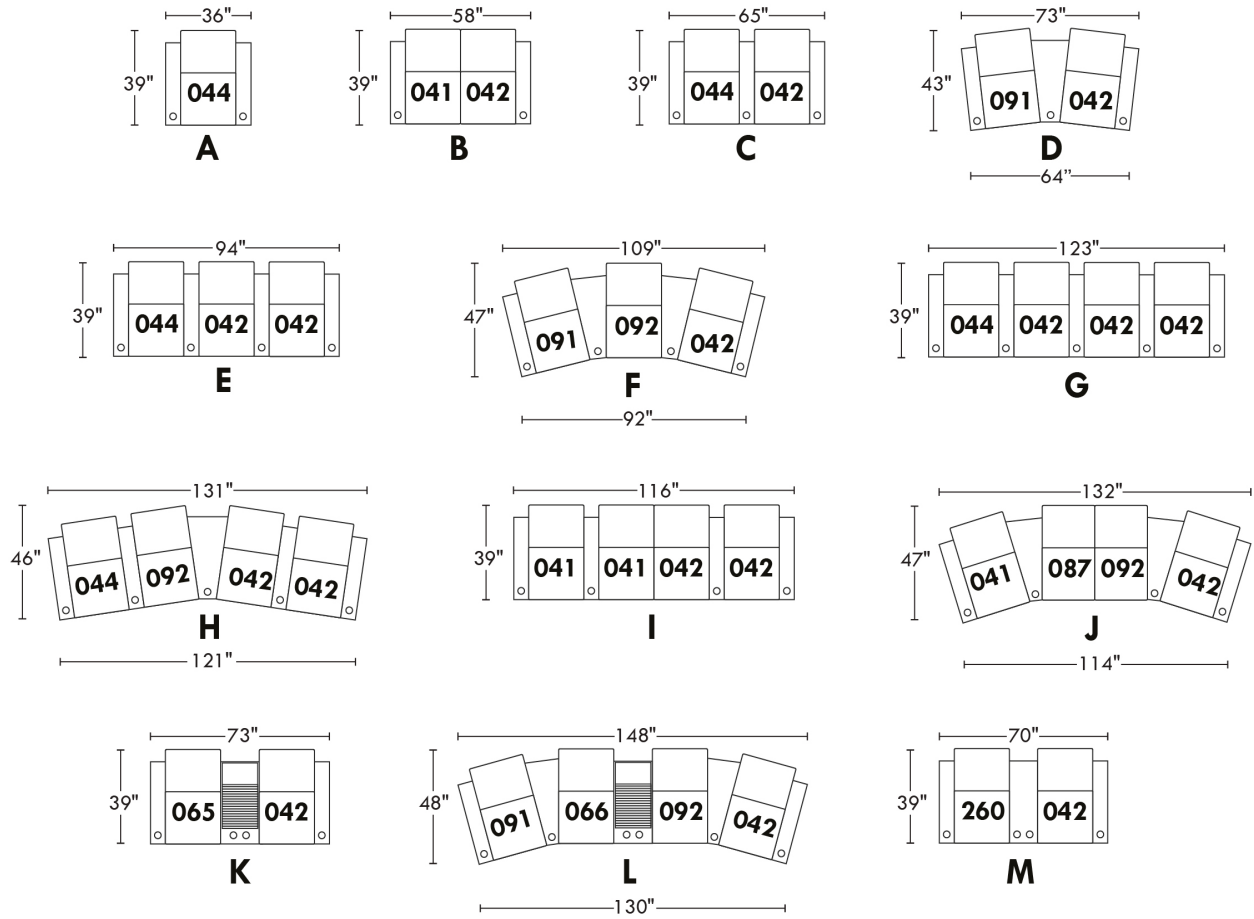
59000

home
theatreseries

Hauteur avant bras : 26"
 Hauteur siège : 19"
 Profondeur d'assise : 20"
 Arm Height : 26"
 Seat Height : 19"
 Seat Depth : 20"



Configurations



60000 HOME THEATRE/CINE MAISON

PLAIN FABRIC RECOMMENDED.

COMBO Options: PRICE: See COMBO chart in "Product Knowledge" booklet.

- A: Cover #1: All Parts. / Cover #2 Combo: Arms only.

- B: Cover #1: All Parts. / Cover #2 Combo: Arms & headrest.

- C: Cover #1: All Parts. / Cover #2 Combo: Headrest only. If headrest only is in leather, add \$35/seat to fabric price.

Piping: Specify colour. NB: Piping may consist of Cover #1 or #2 only.

REMARK: In leather and fabric, armless end pieces, wedges and universal arms are not fully upholstered.

OPTIONS - Specify on your order + SKETCH of your config.:

Motorized reclining mechanism with touch-sensor button, add \$125/mechanism. | For Battery Pack power recliner add \$250/mechanism.

Legs: LG85 wood (Specify colour).

Metal Cup holder: \$25 ea. Specify colour Stainless, Black or Antique Gold.

LED Light Cupholder (black plastic) with touch sensor recliner control & LED lighting at base of chair, \$50 ea.

Accessories: Anchorage on top of arm \$35 ea | Swivel tray & Wine Glass holder \$20 ea / Tablet holder \$40 ea. & LED Lamp \$50 ea.

| Description | L x D x H | Leather | | | | | | Fabric | | |
|---|--------------|------------|-------------------------------|--|---|----------------------------------|--------------|--------|----------|------|
| | | 10 Pony | 20 Hugo Madras Softy | 30 Empire Fantasy Illusion Tucson Utah Vintage Yukon | 40 Diamond Elegance Princess Santiago Sensation Sunset Trina Victoria | 50 Bull Cassiope Dublin | 60 Caress | A | B COM | C |
| 041 RECLINING CHAIR LEFT ARM | 30X37X42 | 1205 | 1270 | 1340 | 1410 | 1470 | 1540 | 895 | 945 | 975 |
| 042 RECLINING CHAIR RIGHT ARM | 30X37X42 | 1205 | 1270 | 1340 | 1410 | 1470 | 1540 | 895 | 945 | 975 |
| 044 RECLINER CHAIR | 37X37X42 | 1330 | 1395 | 1465 | 1535 | 1600 | 1665 | 985 | 1020 | 1065 |
| 071 ARMLESS RECLINING CHAIR | 23X37X42 | 920 | 985 | 1060 | 1120 | 1195 | 1250 | 765 | 800 | 840 |
| 087 RECLINING CHAIR 1 WEDGE LEFT ARM | 38X30X37X42 | 1235 | 1305 | 1375 | 1440 | 1510 | 1570 | 915 | 960 | 990 |
| 091 RECLINING CHAIR L-ARM / WEDGE R-ARM | 44X37X37X42 | 1385 | 1460 | 1540 | 1610 | 1690 | 1755 | 1000 | 1030 | 1080 |
| 092 RECLINING CHAIR 1 WEDGE RIGHT ARM | 38/30X37X42 | 1235 | 1305 | 1375 | 1440 | 1510 | 1570 | 915 | 960 | 990 |
| 260 RECLINING CHAIR L-ARM / WIDE R-ARM | 42X37X42 | 1385 | 1460 | 1540 | 1610 | 1690 | 1755 | 1000 | 1030 | 1080 |
| 261 RECLINING CHAIR 1 WIDE RIGHT ARM | 35X37X42 | 1235 | 1305 | 1375 | 1440 | 1510 | 1570 | 915 | 960 | 990 |
| 262 RECLINING CHAIR 1 WIDE LEFT ARM | 35X37X42 | 1235 | 1305 | 1375 | 1440 | 1510 | 1570 | 915 | 960 | 990 |
| 265 RECLIN. CHAIR L-ARM / UNIVERSAL R-ARM | 37X37X42 | 1385 | 1460 | 1540 | 1610 | 1690 | 1755 | 1055 | 1095 | 1130 |
| 266 RECLINING CHAIR 1 UNIVERSAL R-ARM | 30X37X42 | 1235 | 1305 | 1375 | 1440 | 1510 | 1570 | 955 | 985 | 1020 |
| 274 RECLINING CHAIR 1 UNIVERSAL L-ARM | 30X37X42 | 1235 | 1305 | 1375 | 1440 | 1510 | 1570 | 955 | 985 | 1020 |
| CONFIGURATIONS | | | | | | | | | | |
| A CONF. (44) | 37X37X42 | 1330 | 1395 | 1465 | 1535 | 1600 | 1665 | 985 | 1020 | 1065 |
| B CONF. (41-42) | 60X37X42 | 2410 | 2540 | 2680 | 2820 | 2940 | 3080 | 1790 | 1890 | 1950 |
| C CONF. (265-42) | 67X37X42 | 2590 | 2730 | 2880 | 3020 | 3160 | 3295 | 1950 | 2040 | 2105 |
| D CONF. (91-42) | 68/67X41X42 | 2590 | 2730 | 2880 | 3020 | 3160 | 3295 | 1895 | 1975 | 2055 |
| E CONF. (265-266-42) | 97X37X42 | 3825 | 4035 | 4255 | 4460 | 4670 | 4865 | 2905 | 3025 | 3125 |
| F CONF. (91-92-42) | 104/95X45X42 | 3825 | 4035 | 4255 | 4460 | 4670 | 4865 | 2810 | 2935 | 3045 |

CDN Price List

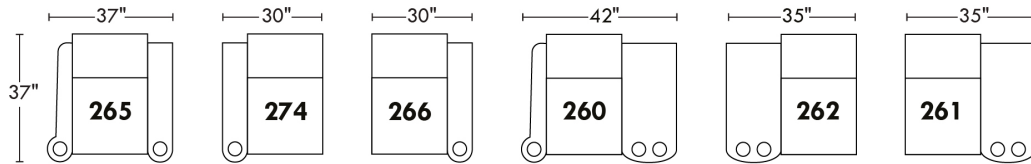
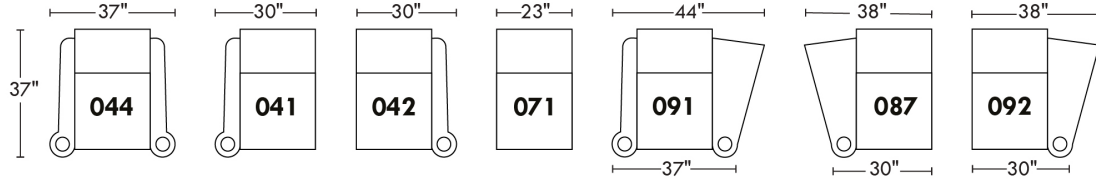
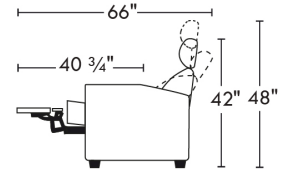
60000 HOME THEATRE/CINE MAISON

| Description | L x D x H | Leather | | | | | | Fabric | | |
|--------------------------|---------------|------------|-------------------------------|--|---|----------------------------------|--------------|--------|----------|------|
| | | 10 Pony | 20 Hugo Madras Softy | 30 Empire Fantasy Illusion Tucson Utah Vintage Yukon | 40 Diamond Elegance Princess Santiago Sensation Sunset Trina Victoria | 50 Bull Cassiope Dublin | 60 Caress | A | B COM | C |
| G CONF. (265-266-266-42) | 127X37X42 | 5060 | 5340 | 5630 | 5900 | 6180 | 6435 | 3860 | 4010 | 4145 |
| H CONF. (265-92-266-42) | 127/126X44X42 | 5060 | 5340 | 5630 | 5900 | 6180 | 6435 | 3820 | 3985 | 4115 |
| I CONF. (41-274-266-42) | 119X37X42 | 4880 | 5150 | 5430 | 5700 | 5960 | 6220 | 3700 | 3860 | 3990 |
| J CONF. (41-87-92-42) | 127/118X44X42 | 4880 | 5150 | 5430 | 5700 | 5960 | 6220 | 3620 | 3810 | 3930 |
| K CONF. (91-266-92-42) | 134/125X45X42 | 5060 | 5340 | 5630 | 5900 | 6180 | 6435 | 3765 | 3920 | 4065 |
| L CONF. (260-042) | 72X37X42 | 2590 | 2730 | 2880 | 3020 | 3160 | 3295 | 1895 | 1975 | 2055 |

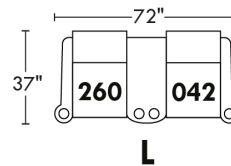
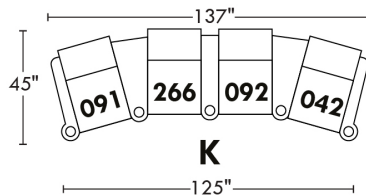
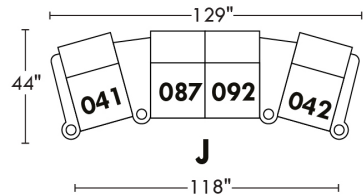
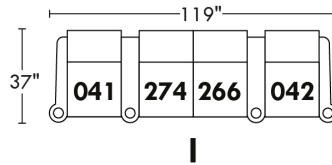
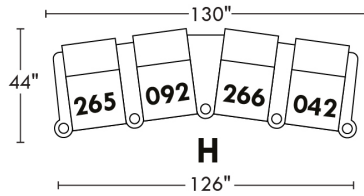
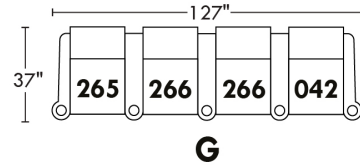
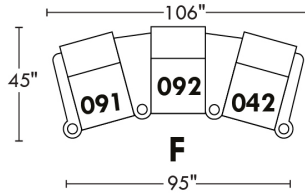
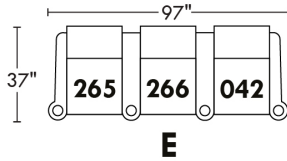
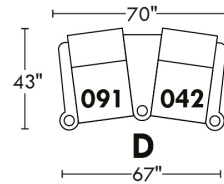
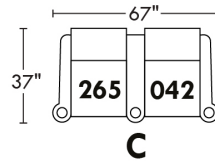
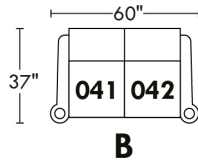
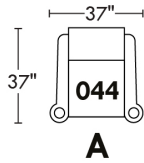
60000

home
theatre series

Hauteur avant bras : 26"
 Hauteur siège : 19"
 Profondeur d'assise : 22"
 Arm Height : 26"
 Seat Height : 19"
 Seat Depth : 22"



Configurations



BOND

THIS STYLE IS "D-BOX READY". Actuators not included. Installation of actuators: Upcharge of \$50/piece.

FEATURES: Adjustable headrest. Stitching: Small "French Stitch" in fabric & in leather.
SPECS: Arm Height: 24" - Seat Height: 19.5" - Seat Depth: 22". Fully reclined: 62".

OPTIONS:

Motorized reclining mechanism with touch-sensor button, add \$125/mechanism. | For Battery Pack power recliner, add \$250/mechanism.
Accessories: Anchorage on top of arm \$35 ea. | Swivel tray & Wine Glass holder \$20 ea. / Tablet holder \$40 ea. & LED Lamp \$50 ea.

CUP HOLDER:

On MANUAL items: Large stainless cupholder non-illuminated \$25/each.

On MOTORIZED items only: Choice A or B

A. Large stainless cupholder non-illuminated with stainless interrupter on inside arm ADD \$25 / cup holder.

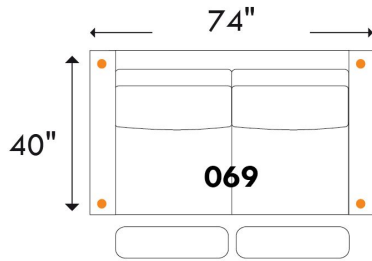
B. LED Light Cupholder (black plastic) with touch sensor recliner control & LED lighting at base of chair, ADD \$50/cupholder. If NO cupholder with control, stainless interrupter installed on inside arm.

| Description | L x D x H | Leather | | | | | | Fabric | | |
|------------------------------|-----------------|------------|-------------------------------|--|---|----------------------------------|--------------|--------|----------|------|
| | | 10 Pony | 20 Hugo Madras Softy | 30 Empire Fantasy Illusion Tucson Utah Vintage Yukon | 40 Diamond Elegance Princess Santiago Sensation Sunset Trina Victoria | 50 Bull Cassiope Dublin | 60 Caress | A | B COM | C |
| 032 RECLINING LOVESEAT | 60 x 40 x 33/40 | 2485 | 2605 | 2730 | 2845 | 2970 | 3085 | 2015 | 2095 | 2175 |
| 044 RECLINER CHAIR | 37 x 40 x 33/40 | 1480 | 1555 | 1625 | 1705 | 1775 | 1850 | 1185 | 1225 | 1265 |
| 069 RECLINING APARTMENT SOFA | 74 x 40 x 33/40 | 2670 | 2815 | 2960 | 3105 | 3255 | 3395 | 2110 | 2210 | 2305 |
| 165 DOUBLE RECLINING CHAIR | 44 x 40 x 33/40 | 1555 | 1630 | 1715 | 1800 | 1875 | 1960 | 1240 | 1295 | 1350 |

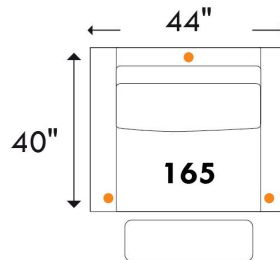
Hauteur complète: 40" | Hauteur siège: 19,5" | Hauteur devant bras: 24" | Profondeur d'assise: 22"

Total Height: 40" | Seat Height: 19,5" | Arm Height: 24" | Seat Depth: 22"

Siège 30" de large | 30" Seat Width

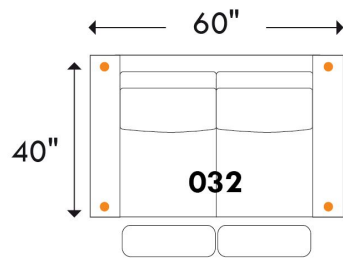


Sofa App. inclinable / Motion Apt. Sofa
4 actuators / 4 actuators

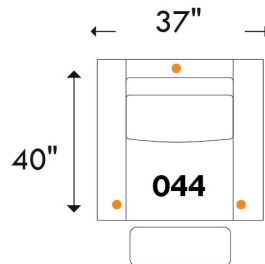


Fauteuil double inclinable / Motion Double Chair
3 actuators / 3 actuators

Siège 23" de large | 23" Seat Width



Causeuse inclinable / Motion Loveseat
4 actuators / 4 actuators



Fauteuil inclinable / Motion Chair
3 actuators / 3 actuators

● = Actuateurs D-BOX / D-BOX Actuators

BOURNE

THIS STYLE IS "D-BOX READY". Actuators not included. Installation of actuators: Upcharge of \$50/piece.

FEATURES: Adjustable headrest & full footrest. Upholstered seat cushions with shaped foam and 1" layer of memory foam. Stitching: Small thread in fabric and large flat thread in leather.

Specs: Arm Height: 24" - Seat Height: 19.5" - Seat Depth: 22". Fully reclined: 62".

OPTIONS:

Manual recliner N/A; motorized only. You must choose one of the motorized options:

- 1 a) Motorized reclining mechanism with touch-sensor button add \$125/mechanism. | b) For Battery Pack power recliner add \$250/mechanism.
- 2 a) Motorized adjustable headrest + recliner mechanism with push buttons, add \$250/seat. | b) For Battery Pack add \$375/seat.

Accessories: Anchorage on top of arm \$35 ea. | Swivel tray & Wine Glass holder \$20 ea. / Tablet holder \$40 ea. & LED Lamp \$50 ea.

CUP HOLDERS: Choice A or B

A. Large stainless cupholder non-illuminated with stainless interrupter on inside arm ADD \$25 /cup holder.

B. LED Light Cupholder (black plastic) with touch sensor recliner control & LED lighting at base of chair add \$50/cupholder. If NO cupholder with control, stainless interrupter installed on inside arm.

| Description | L x D x H | Leather | | | | | | Fabric | | |
|------------------------------|-----------------|------------|-------------------------------|--|---|----------------------------------|--------------|--------|----------|------|
| | | 10 Pony | 20 Hugo Madras Softy | 30 Empire Fantasy Illusion Tucson Utah Vintage Yukon | 40 Diamond Elegance Princess Santiago Sensation Sunset Trina Victoria | 50 Bull Cassiope Dublin | 60 Caress | A | B COM | C |
| 032 RECLINING LOVESEAT | 60 x 40 x 33/40 | 2760 | 2880 | 3005 | 3125 | 3245 | 3355 | 2290 | 2370 | 2450 |
| 044 RECLINER CHAIR | 37 x 40 x 33/40 | 1615 | 1695 | 1765 | 1840 | 1915 | 1990 | 1320 | 1355 | 1405 |
| 069 RECLINING APARTMENT SOFA | 74 x 40 x 33/40 | 2950 | 3090 | 3235 | 3385 | 3530 | 3670 | 2385 | 2485 | 2580 |
| 165 DOUBLE RECLINING CHAIR | 44 x 40 x 33/40 | 1695 | 1770 | 1850 | 1935 | 2015 | 2095 | 1375 | 1435 | 1490 |

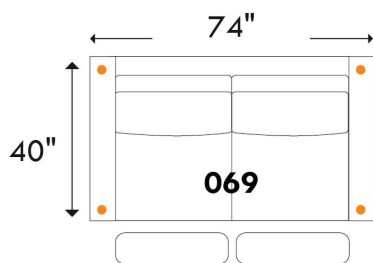
BOURNE

D-BOX
PRÊT / READY

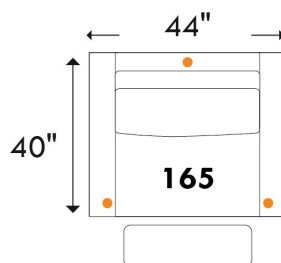
Hauteur complète: 40" | Hauteur siège: 19,5" | Hauteur devant bras: 24" | Profondeur d'assise: 22"

Total Height: 40" | Seat Height: 19,5" | Arm Height: 24" | Seat Depth: 22"

Siège 30" de large | 30" Seat Width

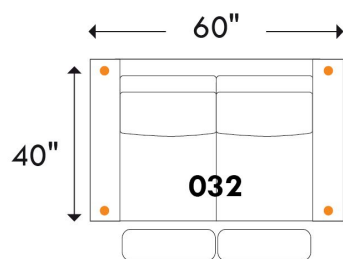


Sofa App. inclinable / Motion Apt. Sofa
4 actuators / 4 actuators

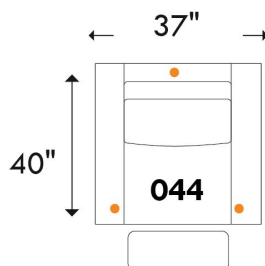


Fauteuil double inclinable / Motion Double Chair
3 actuators / 3 actuators

Siège 23" de large | 23" Seat Width



Causeuse inclinable / Motion Loveseat
4 actuators / 4 actuators



Fauteuil inclinable / Motion Chair
3 actuators / 3 actuators

● = Actuateurs D-BOX / D-BOX Actuators

www.jaymar.ca

Toutes les dimensions indiquées sont au pouce près. Nos produits sont fabriqués à la main et des variations mineures peuvent survenir.
All dimensions indicated are to the nearest inch. Our product is hand-made and minor variations can occur.

Jaymar

2017-08

VENTURA

THIS STYLE IS "D-BOX READY". Actuators not included. Installation of actuators: Upcharge of \$50/piece.

FEATURES: Adjustable headrest & full footrest. Upholstered seat cushions with shaped foam and 1" layer of memory foam. Stitching: Small thread in fabric and large flat thread in leather.

Specs: Arm Height: 24" - Seat Height: 20" - Seat Depth: 22.5". Fully reclined: 63" - Half reclined: 59".

OPTIONS:

Motorized reclining mechanism add \$125/mechanism. | For Battery Pack power recliner add \$250/mechanism.

Accessories: Anchorage on top of arm \$35 ea. | Swivel tray & Wine Glass holder \$20 ea. / Tablet holder \$40 ea. & LED Lamp \$50 ea.

CUP HOLDERS:

On MANUAL items: Large stainless cupholder non-illuminated \$25/ea.

On MOTORIZED items only: Choice A or B

A. Large stainless cupholder non-illuminated with stainless interrupter on inside arm ADD \$25/ cup holder.

B. LED Light Cupholder (black plastic) with touch sensor recliner control & LED lighting at base of chair, \$50 ea. If NO cupholder with control, stainless interrupter installed on inside arm.

| Description | L x D x H | Leather | | | | | | Fabric | | |
|------------------------------|-----------------|------------|-------------------------------|--|---|----------------------------------|--------------|--------|----------|------|
| | | 10 Pony | 20 Hugo Madras Softy | 30 Empire Fantasy Illusion Tucson Utah Vintage Yukon | 40 Diamond Elegance Princess Santiago Sensation Sunset Trina Victoria | 50 Bull Cassiope Dublin | 60 Caress | A | B COM | C |
| 032 RECLINING LOVESEAT | 67 x 36 x 35/42 | 2735 | 2855 | 2980 | 3105 | 3220 | 3345 | 2200 | 2270 | 2345 |
| 044 RECLINER CHAIR | 44 x 36 x 35/42 | 1615 | 1700 | 1765 | 1840 | 1915 | 1990 | 1305 | 1345 | 1385 |
| 069 RECLINING APARTMENT SOFA | 77 x 36 x 35/42 | 2890 | 3040 | 3190 | 3335 | 3485 | 3625 | 2310 | 2400 | 2505 |
| 165 DOUBLE RECLINING CHAIR | 49 x 36 x 35/42 | 1705 | 1780 | 1875 | 1965 | 2045 | 2130 | 1355 | 1415 | 1470 |

VENTURA

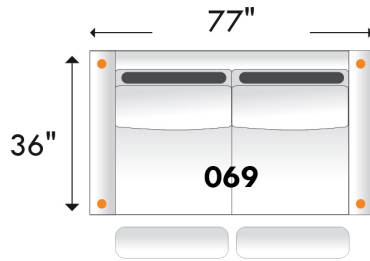
D-BOX
PRÊT / READY

Hauteur complète: 42" | Hauteur siège: 20" | Hauteur devant bras: 24" | Profondeur d'assise: 22,5"

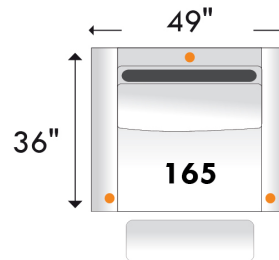
Total Height: 42" | Seat Height: 20" | Arm Height: 24" | Seat Depth: 22,5"

Siège 28" de large | 28" Seat Width

Hauteur: avec appui-tête baissé 35" & avec appui-tête relevé 42"
Height: With headrest down 35" & With headrest up 42"



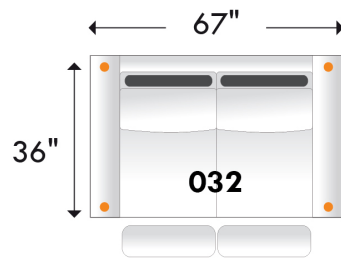
Sofa App. inclinable / Apt. Sofa Motion



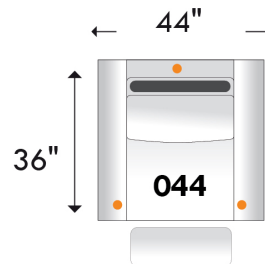
Fauteuil double inclinable / Double Chair Motion

Siège 23" de large | 23" Seat Width

Hauteur: avec appui-tête baissé 35" & avec appui-tête relevé 42"
Height: With headrest down 35" & With headrest up 42"



Causeuse inclinable / Loveseat-Motion



Fauteuil inclinable / Chair Motion

● = Actuateurs D-BOX / D-BOX Actuators

www.jaymar.ca

Toutes les dimensions indiquées sont au pouce près. Nos produits sont fabriqués à la main et des variations mineures peuvent survenir.
All dimensions indicated are to the nearest inch. Our product is hand-made and minor variations can occur.

Jaymar

R2015-09

ECHO

N.B.: SOFA BED/SLEEPER items available ONLY with skus #060, #004 & #014.
 FABRIC: There is no stitching on back and seat cushions.
 LEG: LG51 wood (specify colour).
 Regular sleeper and Queen sleeper feature 2 back and 2 seat cushions.
 SINGLE Sleeper 31": with 1 BACK & 1 SEAT CUSHION.
 SINGLE MATTRESS: Width 31".

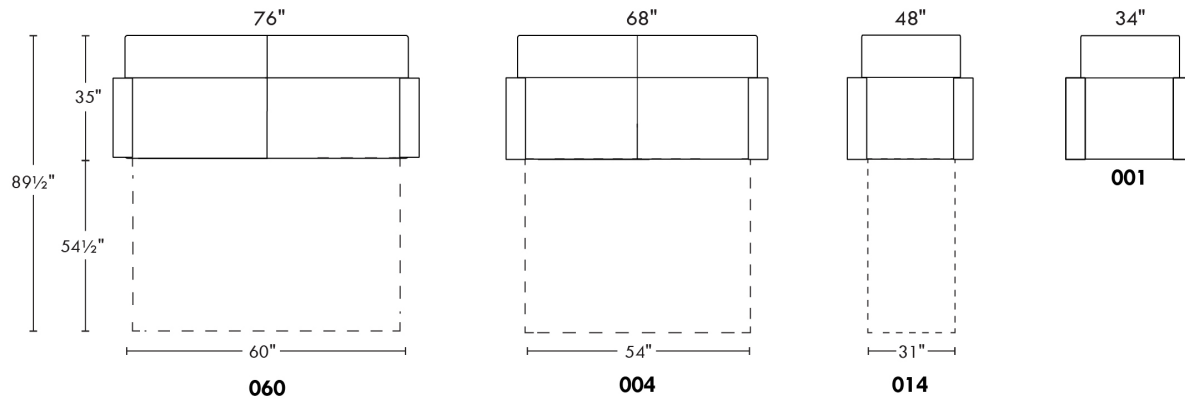
Sofa bed MATTRESS: Regular 4" thick mattress included. OPTIONAL mattresses:
 - 4.5" thick mattress with coils and memory foam with gel: Single \$70, Double or Queen add \$100 or
 - 5" thick mattress with high density foam and memory foam with gel: Single \$100, Double or Queen add \$150.

| Description | L x D x H | Leather | | | | | | Fabric | | |
|---------------------|-----------|------------|-------------------------------|--|---|----------------------------------|--------------|--------|----------|------|
| | | 10 Pony | 20 Hugo Madras Softy | 30 Empire Fantasy Illusion Tucson Utah Vintage Yukon | 40 Diamond Elegance Princess Santiago Sensation Sunset Trina Victoria | 50 Bull Cassiope Dublin | 60 Caress | A | B COM | C |
| 001 CHAIR | 34X35X35 | 825 | 885 | 965 | 1020 | 1095 | 1160 | 610 | 660 | 705 |
| 004 DOUBLE SOFA BED | 68X35X35 | 1520 | 1615 | 1730 | 1825 | 1930 | 2015 | 1120 | 1190 | 1240 |
| 014 SINGLE SOFA BED | 48X35X35 | 1140 | 1235 | 1335 | 1430 | 1520 | 1610 | 850 | 915 | 975 |
| 060 QUEEN SOFA BED | 76X35X35 | 1625 | 1730 | 1825 | 1905 | 2005 | 2100 | 1210 | 1275 | 1340 |

ECHO



Hauteur complète 35" | Hauteur de siège 18" | Hauteur devant bras 25½" | Profondeur d'assise 21"
Total Height 35" | Seat Height 18" | Arm Height 25½" | Seat Depth 21"



www.jaymar.ca

Toutes les dimensions indiquées sont au pouce près. Nos produits sont fabriqués à la main et des variations mineures peuvent survenir.
All dimensions indicated are to the nearest inch. Our product is hand-made and minor variations can occur.

ESTHER

N.B.: SOFA BED/SLEEPER items available ONLY with skus #060, #004 & #014.
COMBO: Cover #2 on back and seat.
LEG: LG65 metal or LG51 wood (specify colour).
SINGLE Sleeper 31": with 1 BACK & 1 SEAT CUSHION.
SINGLE MATTRESS: width 31" AND length 71"

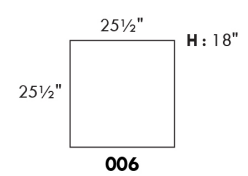
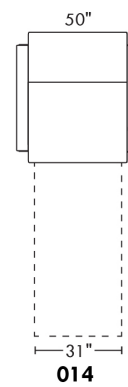
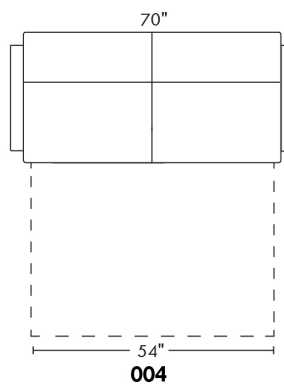
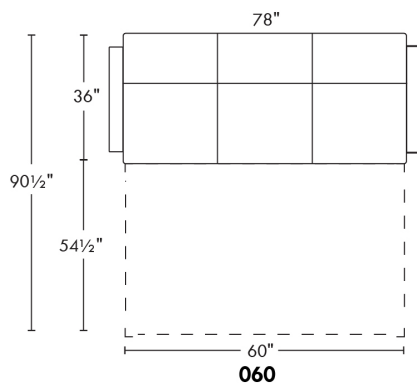
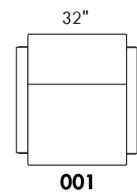
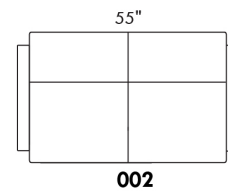
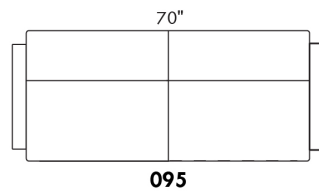
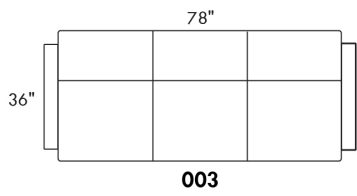
Sofa bed MATTRESS: Regular 4" thick mattress included. OPTIONAL mattresses:
- 4,5" thick mattress with coils and memory foam with gel: Single \$70, Double or Queen add \$100 or
- 5" thick mattress with high density foam and memory foam with gel: Single \$100, Double or Queen add \$150.

| Description | L x D x H | Leather | | | | | | Fabric | | |
|---------------------|--------------|------------|-------------------------------|--|---|----------------------------------|--------------|--------|----------|------|
| | | 10 Pony | 20 Hugo Madras Softy | 30 Empire Fantasy Illusion Tucson Utah Vintage Yukon | 40 Diamond Elegance Princess Santiago Sensation Sunset Trina Victoria | 50 Bull Cassiope Dublin | 60 Caress | A | B COM | C |
| 001 CHAIR | 32X36X35 | 1020 | 1095 | 1165 | 1230 | 1295 | 1355 | 705 | 745 | 780 |
| 002 LOVESEAT | 55X36X35 | 1410 | 1510 | 1610 | 1715 | 1815 | 1900 | 1005 | 1065 | 1120 |
| 003 SOFA | 78X36X35 | 1720 | 1830 | 1955 | 2060 | 2175 | 2285 | 1230 | 1315 | 1385 |
| 004 DOUBLE SOFA BED | 70X36X35 | 1950 | 2045 | 2155 | 2260 | 2370 | 2480 | 1435 | 1510 | 1575 |
| 006 OTTOMAN | 25.5X25.5X18 | 515 | 535 | 565 | 585 | 615 | 645 | 370 | 385 | 400 |
| 014 SINGLE SOFA BED | 50X36X35 | 1555 | 1640 | 1755 | 1850 | 1960 | 2050 | 1190 | 1240 | 1305 |
| 060 QUEEN SOFA BED | 78X36X35 | 2050 | 2160 | 2285 | 2390 | 2505 | 2615 | 1565 | 1635 | 1730 |
| 095 APARTMENT SOFA | 70X36X35 | 1625 | 1740 | 1845 | 1960 | 2060 | 2160 | 1120 | 1200 | 1270 |

ESTHER



Hauteur complète 35" | Hauteur de siège 19" | Hauteur devant bras 26" | Profondeur d'assise 21"
 Total Height 35" | Seat Height 19" | Arm Height 26" | Seat Depth 21"



www.jaymar.ca

Toutes les dimensions indiquées sont au pouce près. Nos produits sont fabriqués à la main et des variations mineures peuvent survenir.
 All dimensions indicated are to the nearest inch. Our product is hand-made and minor variations can occur.

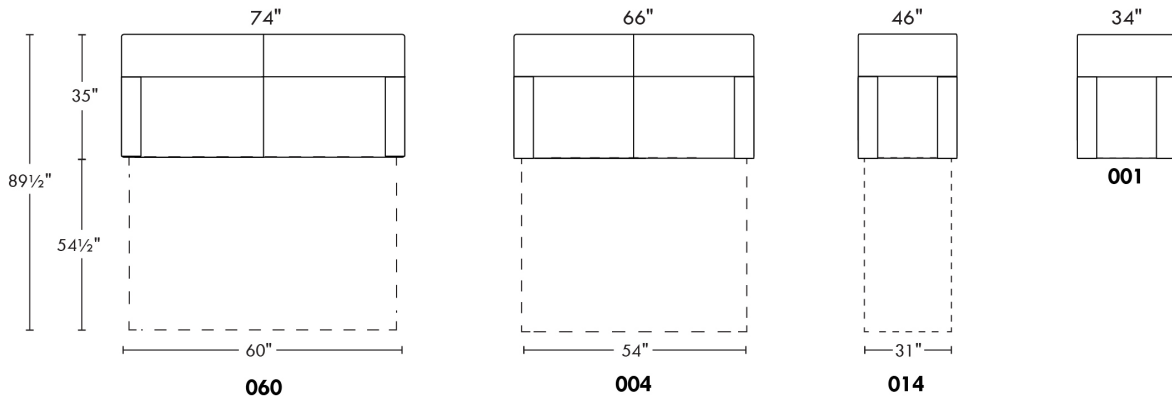
FIT

N.B.: SOFA BED/SLEEPER items available ONLY with skus #060, #004 & #014.
 FABRIC: There is no stitching on back and seat cushions.
 LEG: LG51 wood (specify colour).
 Regular sleeper and Queen sleeper feature 2 back and 2 seat cushions.
 SINGLE sleeper 31": with 1 BACK & 1 SEAT CUSHION.
 SINGLE MATTRESS: Width 31".

Sofa bed MATTRESS: Regular 4" thick mattress included. OPTIONAL mattresses:
 - 4.5" thick mattress with coils and memory foam with gel: Single \$70, Double or Queen add \$100 or
 - 5" thick mattress with high density foam and memory foam with gel: Single \$100, Double or Queen add \$150.

| Description | L x D x H | Leather | | | | | | Fabric | | |
|---------------------|-----------|------------|-------------------------------|--|---|----------------------------------|--------------|--------|----------|------|
| | | 10 Pony | 20 Hugo Madras Softy | 30 Empire Fantasy Illusion Tucson Utah Vintage Yukon | 40 Diamond Elegance Princess Santiago Sensation Sunset Trina Victoria | 50 Bull Cassiope Dublin | 60 Caress | A | B COM | C |
| 001 CHAIR | 34X35X35 | 825 | 885 | 965 | 1020 | 1095 | 1160 | 610 | 660 | 705 |
| 004 DOUBLE SOFA BED | 66X35X35 | 1520 | 1615 | 1730 | 1825 | 1930 | 2015 | 1120 | 1190 | 1240 |
| 014 SINGLE SOFA BED | 46X35X35 | 1140 | 1235 | 1335 | 1430 | 1520 | 1610 | 850 | 915 | 975 |
| 060 QUEEN SOFA BED | 74X35X35 | 1625 | 1730 | 1825 | 1905 | 2005 | 2100 | 1210 | 1275 | 1340 |

Hauteur complète 35" | Hauteur de siège 18" | Hauteur devant bras 25½" | Profondeur d'assise 21"
 Total Height 35" | Seat Height 18" | Arm Height 25½" | Seat Depth 21"



MIAMI

N.B.: SOFA BED/SLEEPER items available ONLY with skus #060 & #004.
 COMBO: Cover #2 on back and seat.
 FABRIC: There is no stitching on back cushions.
 Specify colour of legs LG4.
 OPTION: Metal legs LG36: \$30 upcharge.
 Apt. Sofa and Sleepers feature 3 back and 3 seat cushions.

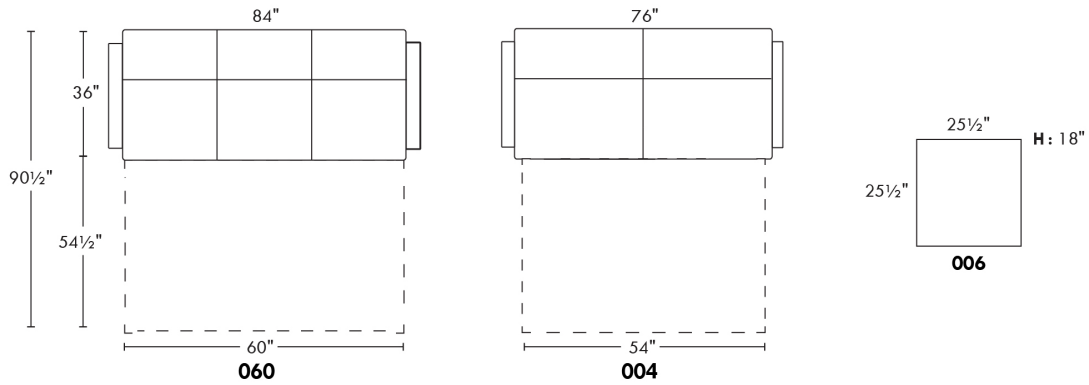
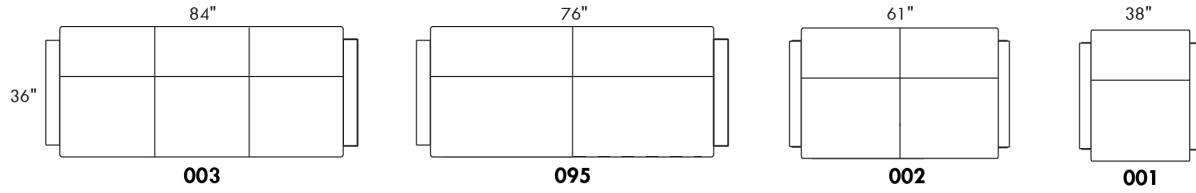
Sofa bed MATTRESS: Regular 4" thick mattress included. OPTIONAL mattresses:
 - 4.5" thick mattress with coils and memory foam with gel: Double or Queen add \$100 or
 - 5" thick mattress with high density foam and memory foam with gel: Double or Queen add \$150.

| Description | L x D x H | Leather | | | | | | Fabric | | |
|---------------------|--------------|------------|-------------------------------|--|---|----------------------------------|--------------|--------|----------|------|
| | | 10 Pony | 20 Hugo Madras Softy | 30 Empire Fantasy Illusion Tucson Utah Vintage Yukon | 40 Diamond Elegance Princess Santiago Sensation Sunset Trina Victoria | 50 Bull Cassiope Dublin | 60 Caress | A | B COM | C |
| 001 CHAIR | 38X36X35 | 1020 | 1095 | 1165 | 1230 | 1295 | 1355 | 745 | 780 | 825 |
| 002 LOVESEAT | 61X36X35 | 1410 | 1510 | 1610 | 1715 | 1815 | 1900 | 1055 | 1115 | 1190 |
| 003 SOFA | 84X36X35 | 1720 | 1830 | 1955 | 2060 | 2175 | 2285 | 1285 | 1350 | 1430 |
| 004 DOUBLE SOFA BED | 76X36X35 | 1950 | 2045 | 2155 | 2260 | 2370 | 2480 | 1445 | 1520 | 1595 |
| 006 OTTOMAN | 25.5X25.5X18 | 515 | 535 | 565 | 585 | 615 | 645 | 395 | 405 | 415 |
| 060 QUEEN SOFA BED | 84X36X35 | 2050 | 2160 | 2285 | 2390 | 2505 | 2615 | 1600 | 1670 | 1745 |
| 095 APARTMENT SOFA | 76X36X35 | 1625 | 1740 | 1845 | 1960 | 2060 | 2160 | 1165 | 1235 | 1315 |

MIAMI



Hauteur complète 35" | Hauteur de siège 19" | Hauteur devant bras 26" | Profondeur d'assise 21"
Total Height 35" | Seat Height 19" | Arm Height 26" | Seat Depth 21"



www.jaymar.ca

Toutes les dimensions indiquées sont au pouce près. Nos produits sont fabriqués à la main et des variations mineures peuvent survenir.
All dimensions indicated are to the nearest inch. Our product is hand-made and minor variations can occur.

NEW YORK

N.B.: SOFA BED/SLEEPER items available ONLY with skus #060 & #004.
LEGS: Specify colour of legs LG4.

PLAIN FABRIC RECOMMENDED.
COMBO: Cover #2 on back and seat.

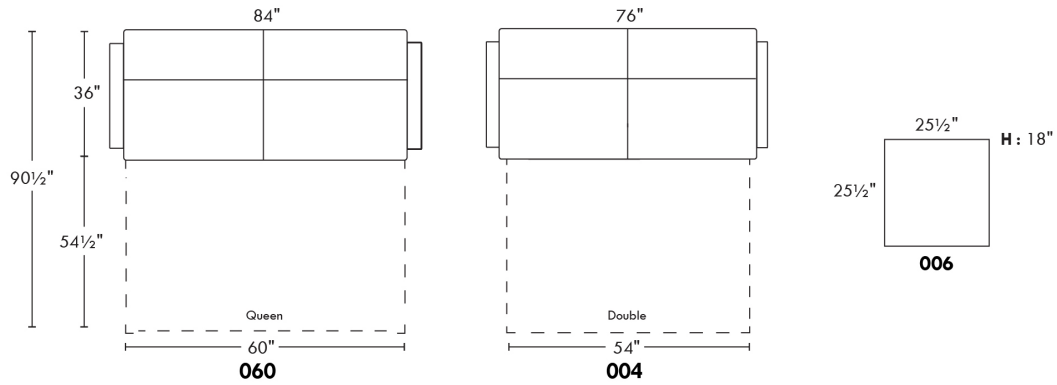
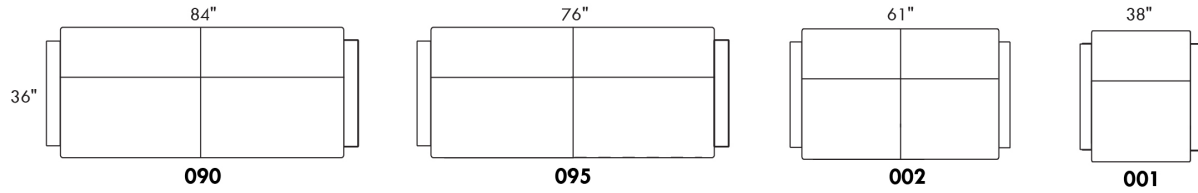
Sofa bed MATTRESS: Regular 4" thick mattress included. OPTIONAL mattresses:
- 4,5" thick mattress with coils and memory foam with gel: Double or Queen add \$100 or
- 5" thick mattress with high density foam and memory foam with gel: Double or Queen add \$150.

| Description | L x D x H | Leather | | | | | | Fabric | | |
|--------------------------|--------------|------------|-------------------------------|--|---|----------------------------------|--------------|--------|----------|------|
| | | 10 Pony | 20 Hugo Madras Softy | 30 Empire Fantasy Illusion Tucson Utah Vintage Yukon | 40 Diamond Elegance Princess Santiago Sensation Sunset Trina Victoria | 50 Bull Cassiope Dublin | 60 Caress | A | B COM | C |
| 001 CHAIR | 38x36x33 | 1020 | 1095 | 1165 | 1230 | 1295 | 1355 | 745 | 780 | 825 |
| 002 LOVESEAT | 61X36X33 | 1410 | 1510 | 1610 | 1715 | 1815 | 1900 | 1055 | 1115 | 1190 |
| 004 DOUBLE SOFA BED | 76x36x33 | 1950 | 2045 | 2155 | 2260 | 2370 | 2480 | 1445 | 1520 | 1595 |
| 006 OTTOMAN | 25.5x25.5x18 | 515 | 535 | 565 | 585 | 615 | 645 | 395 | 405 | 415 |
| 060 QUEEN SOFA BED | 84x36x33 | 2050 | 2160 | 2285 | 2390 | 2505 | 2615 | 1600 | 1670 | 1745 |
| 090 SOFA 2 SEATS 2 BACKS | 84x36x33 | 1720 | 1830 | 1955 | 2060 | 2175 | 2285 | 1285 | 1350 | 1430 |
| 095 APARTMENT SOFA | 76x36x33 | 1625 | 1740 | 1845 | 1960 | 2060 | 2160 | 1165 | 1235 | 1315 |

NEW YORK



Hauteur complète 33" | Hauteur de siège 17" | Hauteur devant bras 24" | Profondeur d'assise 21"
Total Height 33" | Seat Height 17" | Arm Height 24" | Seat Depth 21"



www.jaymar.ca

Toutes les dimensions indiquées sont au pouce près. Nos produits sont fabriqués à la main et des variations mineures peuvent survenir.
All dimensions indicated are to the nearest inch. Our product is hand-made and minor variations can occur.

SCARSDALE

N.B.: SOFA BED/SLEEPER items available ONLY with skus #060, #004 & #014.

COMBO: Cover #2 on back and seat.

FABRIC: There is no stitching on back and seat cushions.

2 arm bolster included.

In leather: Leather pillows same colour.

In fabric: Fabric pillows same colour.

SINGLE Sleeper 31": with 1 BACK & 1 SEAT CUSHION.

SINGLE MATTRESS: Width 31" and Length 71".

Sofa bed MATTRESS: Regular 4" thick mattress included. OPTIONAL mattresses:

- 4,5" thick mattress with coils and memory foam with gel: Single \$70, Double or Queen add \$100 or

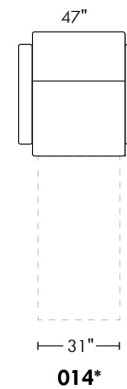
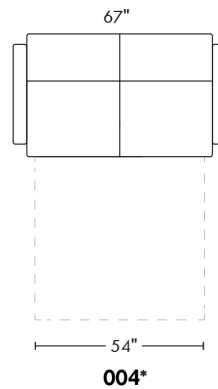
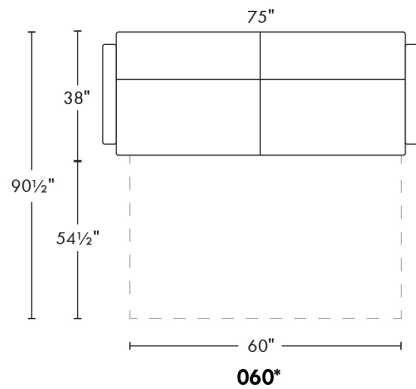
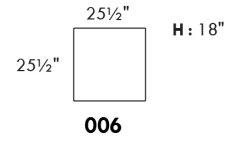
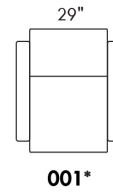
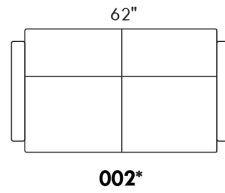
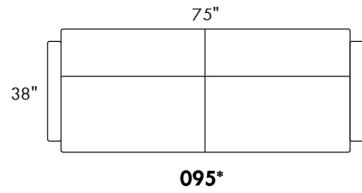
- 5" thick mattress with high density foam and memory foam with gel: Single \$100, Double or Queen add \$150.

| Description | L x D x H | Leather | | | | | | Fabric | | |
|---------------------|--------------|------------|-------------------------------|---|---|----------------------------------|--------------|--------|----------|------|
| | | 10 Pony | 20 Hugo Madras Softy | 30 Empire Fantasy Illusion Tucson Utah Vintage Yukon | 40 Diamond Elegance Princess Santiago Sensation Sunset Trina Victoria | 50 Bull Cassiope Dublin | 60 Caress | A | B COM | C |
| 001 CHAIR | 29X38X35 | 980 | 1045 | 1115 | 1190 | 1245 | 1320 | 705 | 745 | 780 |
| 002 LOVESEAT | 62X38X35 | 1320 | 1410 | 1510 | 1600 | 1695 | 1775 | 970 | 1020 | 1090 |
| 004 DOUBLE SOFA BED | 67X38X35 | 1840 | 1960 | 2075 | 2185 | 2300 | 2400 | 1410 | 1490 | 1565 |
| 006 OTTOMAN | 25.5X25.5X18 | 470 | 515 | 545 | 575 | 610 | 645 | 370 | 385 | 400 |
| 014 SINGLE SOFA BED | 47X38X35 | 1545 | 1635 | 1750 | 1845 | 1955 | 2045 | 1200 | 1250 | 1320 |
| 060 QUEEN SOFA BED | 75X38X35 | 1960 | 2060 | 2175 | 2280 | 2380 | 2490 | 1470 | 1545 | 1615 |
| 095 APARTMENT SOFA | 75X38X35 | 1625 | 1740 | 1845 | 1960 | 2060 | 2160 | 1120 | 1200 | 1270 |

SCARSDALE



Hauteur complète 35" | Hauteur de siège 19" | Hauteur devant bras 27" | Profondeur d'assise 20"
 Total Height 35" | Seat Height 19" | Arm Height 27" | Seat Depth 20"



2 COUSSINS DÉCORATIFS INCLUS

2 ARM BOLSTER INCLUDED



PL31

20" x 9" x 2"
rectangulaire | rectangular

www.jaymar.ca

Toutes les dimensions indiquées sont au pouce près. Nos produits sont fabriqués à la main et des variations mineures peuvent survenir.
 All dimensions indicated are to the nearest inch. Our product is hand-made and minor variations can occur.

SURF

N.B.: SOFA BED/SLEEPER items available ONLY with skus #060, #004 & #014.
 PLAIN FABRIC RECOMMENDED.
 COMBO: Cover #2 on back and seat.
 Single Sofa Bed: Mattress 31" with 1 Back Cushion and 1 Seat Cushion.

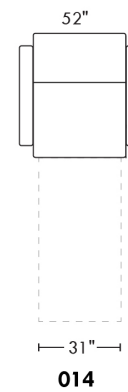
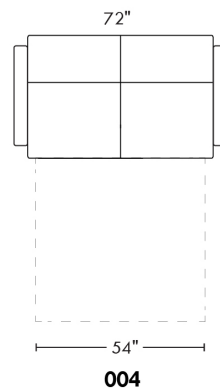
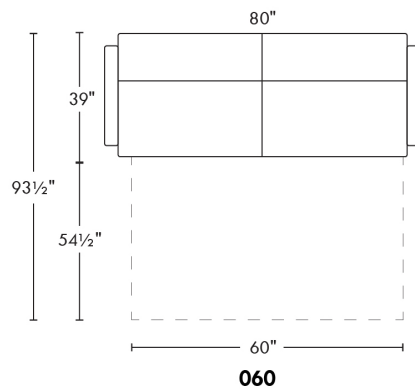
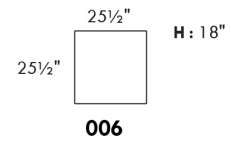
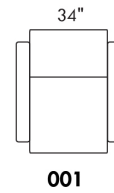
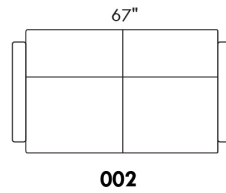
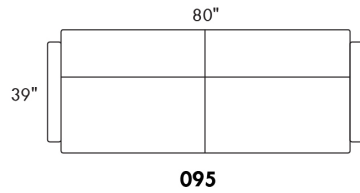
Sofa bed MATTRESS: Regular 4" thick mattress included. OPTIONAL mattresses:
 - 4,5" thick mattress with coils and memory foam with gel: Single \$70, Double or Queen add \$100 or
 - 5" thick mattress with high density foam and memory foam with gel: Single \$100, Double or Queen add \$150.

| Description | L x D x H | Leather | | | | | | Fabric | | |
|---------------------|--------------|------------|-------------------------------|--|---|----------------------------------|--------------|--------|----------|------|
| | | 10 Pony | 20 Hugo Madras Softy | 30 Empire Fantasy Illusion Tucson Utah Vintage Yukon | 40 Diamond Elegance Princess Santiago Sensation Sunset Trina Victoria | 50 Bull Cassiope Dublin | 60 Caress | A | B COM | C |
| 001 CHAIR | 34x39x36 | | | | | | | 855 | 905 | 950 |
| 002 LOVESEAT | 67x39x36 | | | | | | | 1120 | 1190 | 1240 |
| 004 DOUBLE SOFA BED | 72x39x36 | | | | | | | 1565 | 1630 | 1715 |
| 006 OTTOMAN | 25.5x25.5x18 | | | | | | | 525 | 535 | 545 |
| 014 SINGLE SOFA BED | 52x39x36 | | | | | | | 1355 | 1420 | 1485 |
| 060 QUEEN SOFA BED | 80x39x36 | | | | | | | 1620 | 1710 | 1775 |
| 095 APARTMENT SOFA | 80x39x36 | | | | | | | 1285 | 1350 | 1430 |

SURF



Hauteur complète 36" | Hauteur de siège 22" | Hauteur devant bras 28½" | Profondeur d'assise 21½"
Total Height 36" | Seat Height 22" | Arm Height 28½" | Seat Depth 21½"



www.jaymar.ca

Toutes les dimensions indiquées sont au pouce près. Nos produits sont fabriqués à la main et des variations mineures peuvent survenir.
All dimensions indicated are to the nearest inch. Our product is hand-made and minor variations can occur.

YARIS

N.B.: SOFA BED/SLEEPER items available ONLY with skus #060, #004 & #014.
 FABRIC: There is no stitching on back and seat cushions.
 LEG: LG51 (specify colour).
 Regular sleeper and Queen sleeper feature 2 back and 2 seat cushions.
 SINGLE sleeper 31": with 1 BACK & 1 SEAT CUSHION.
 SINGLE MATTRESS: Width 31".

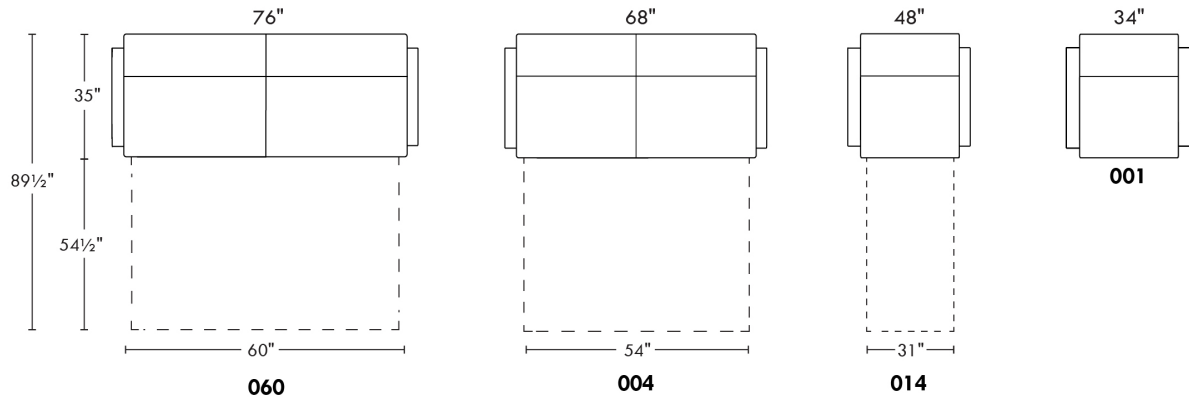
Sofa bed MATTRESS: Regular 4" thick mattress included. OPTIONAL mattresses:
 - 4.5" thick mattress with coils and memory foam with gel: Single \$70, Double or Queen add \$100 or
 - 5" thick mattress with high density foam and memory foam with gel: Single \$100, Double or Queen add \$150.

| Description | L x D x H | Leather | | | | | | Fabric | | |
|---------------------|-----------|------------|-------------------------------|--|---|----------------------------------|--------------|--------|----------|------|
| | | 10 Pony | 20 Hugo Madras Softy | 30 Empire Fantasy Illusion Tucson Utah Vintage Yukon | 40 Diamond Elegance Princess Santiago Sensation Sunset Trina Victoria | 50 Bull Cassiope Dublin | 60 Caress | A | B COM | C |
| 001 CHAIR | 34X35X35 | 825 | 885 | 965 | 1020 | 1095 | 1160 | 610 | 660 | 705 |
| 004 DOUBLE SOFA BED | 68X35X35 | 1520 | 1615 | 1730 | 1825 | 1930 | 2015 | 1120 | 1190 | 1240 |
| 014 SINGLE SOFA BED | 48X35X35 | 1140 | 1235 | 1335 | 1430 | 1520 | 1610 | 850 | 915 | 975 |
| 060 QUEEN SOFA BED | 76X35X35 | 1625 | 1730 | 1825 | 1905 | 2005 | 2100 | 1210 | 1275 | 1340 |

YARIS



Hauteur complète 35" | Hauteur de siège 18" | Hauteur devant bras 25½" | Profondeur d'assise 21"
Total Height 35" | Seat Height 18" | Arm Height 25½" | Seat Depth 21"



www.jaymar.ca

Toutes les dimensions indiquées sont au pouce près. Nos produits sont fabriqués à la main et des variations mineures peuvent survenir.
All dimensions indicated are to the nearest inch. Our product is hand-made and minor variations can occur.



99900 BASE L

FOR HEADBOARD WITHOUT WINGS

*Base WITH LEGS: Specify leg choice: LG182 wood (colour), LG60 metal or LG189 metal.

*NB: Narrow bed base for "ADJUSTABLE BED" (items 560-561-563): WOOD leg only (specify colour).

WIDE CONTOUR base - with LEGS & NO DUST - Posture Board included.

Includes: 3 wood slats and 2 central leg heights: High position at 9.75" (8.25" leg) or low position at 6.5" (5" leg).

WIDE CONTOUR base with STORAGE - plywood posture board included.

NARROW CONTOUR base - posture board included at fixed height of 10.5".

NARROW CONTOUR base for AJDUSTABLE BED: Interior dimensions: King: 78"W x 82"D | Queen: 61"W x 82"D | Single: 40"W x 82"D

SIDE DRAWER BASES: King and Queen bases have 2 DRAWERS (1 on each side). / Double and Single bases only have 1 DRAWER. Please specify on your order which side (front view facing). SIDE DRAWER: Clearance space for night table is minimum 20" from wall.

Birch DRAWER DIMENSIONS for Front & Side Drawers: King & Queen: 54.25" x 24.5" x 5". / Double & Single: 48.25" x 24.5" x 5".

DRAWER OPENED: Leave at least 18" clearance space.

NB: Only bed bases with "Drawers" (frontal or side) can be sold separately. The headboard side of the bed base will not be finished.

| Description | L x D x H | Leather | | | | | | Fabric | | |
|-----------------------------------|--------------|------------|-------------------------------|--|---|----------------------------------|--------------|--------|----------|------|
| | | 10 Pony | 20 Hugo Madras Softy | 30 Empire Fantasy Illusion Tucson Utah Vintage Yukon | 40 Diamond Elegance Princess Santiago Sensation Sunset Trina Victoria | 50 Bull Cassiope Dublin | 60 Caress | A | B COM | C |
| 410 KING WIDE BASE WITH LEGS | 87 x 86 x 12 | 640 | 725 | 825 | 920 | 1015 | 1105 | 490 | 515 | 535 |
| 411 QUEEN WIDE BASE WITH LEGS | 69 x 86 x 12 | 590 | 675 | 750 | 825 | 905 | 980 | 440 | 455 | 475 |
| 412 DOUBLE WIDE BASE WITH LEGS | 64 x 82 x 12 | 550 | 615 | 690 | 765 | 830 | 905 | 410 | 425 | 440 |
| 413 SINGLE WIDE BASE WITH LEGS | 49 x 82 x 12 | 460 | 525 | 580 | 645 | 700 | 765 | 395 | 410 | 425 |
| 420 KING WIDE NO DUST BASE | 87 x 86 x 12 | 765 | 870 | 980 | 1085 | 1195 | 1295 | 565 | 590 | 615 |
| 421 QUEEN WIDE NO DUST BASE | 69 x 86 x 12 | 705 | 800 | 880 | 975 | 1060 | 1155 | 520 | 535 | 555 |
| 422 DOUBLE WIDE NO DUST BASE | 64 x 82 x 12 | 655 | 735 | 815 | 895 | 980 | 1060 | 490 | 510 | 525 |
| 423 SINGLE WIDE NO DUST BASE | 49 x 82 x 12 | 590 | 670 | 740 | 810 | 875 | 955 | 475 | 495 | 515 |
| 430 KING WIDE BASE WITH STORAGE | 87 x 86 x 12 | 1040 | 1150 | 1250 | 1355 | 1465 | 1570 | 840 | 865 | 895 |
| 431 QUEEN WIDE BASE WITH STORAGE | 69 x 86 x 12 | 910 | 990 | 1080 | 1170 | 1255 | 1345 | 715 | 735 | 750 |
| 432 DOUBLE WIDE BASE WITH STORAGE | 64 x 82 x 12 | 830 | 920 | 1000 | 1080 | 1165 | 1245 | 675 | 695 | 710 |
| 433 SINGLE WIDE BASE WITH STORAGE | 49 x 82 x 12 | 755 | 825 | 905 | 970 | 1040 | 1110 | 640 | 660 | 675 |
| 440 KING WIDE BASE FRONT DRAWER | 87 x 86 x 12 | 1090 | 1195 | 1300 | 1410 | 1515 | 1615 | 895 | 920 | 945 |
| 441 QUEEN WIDE BASE FRONT DRAWER | 69 x 86 x 12 | 1020 | 1110 | 1200 | 1290 | 1375 | 1465 | 830 | 845 | 865 |
| 442 DOUBLE WIDE BASE FRONT DRAWER | 64 x 82 x 12 | 985 | 1065 | 1155 | 1235 | 1320 | 1405 | 825 | 840 | 855 |
| 450 KING WIDE BASE SIDE DRAWERS | 87 x 86 x 12 | 1335 | 1440 | 1550 | 1650 | 1760 | 1865 | 1140 | 1165 | 1190 |
| 451 QUEEN WIDE BASE SIDE DRAWERS | 69 x 86 x 12 | 1325 | 1415 | 1500 | 1590 | 1685 | 1765 | 1135 | 1155 | 1170 |



99900 BASE L

FOR HEADBOARD WITHOUT WINGS

*Base WITH LEGS: Specify leg choice: LG182 wood (colour), LG60 metal or LG189 metal.

*NB: Narrow bed base for "ADJUSTABLE BED" (items 560-561-563): WOOD leg only (specify colour).

WIDE CONTOUR base - with LEGS & NO DUST - Posture Board included.

Includes: 3 wood slats and 2 central leg heights: High position at 9.75" (8.25" leg) or low position at 6.5" (5" leg).

WIDE CONTOUR base with STORAGE - plywood posture board included.

NARROW CONTOUR base - posture board included at fixed height of 10.5".

NARROW CONTOUR base for AJDUSTABLE BED: Interior dimensions: King: 78"W x 82"D | Queen: 61"W x 82"D | Single: 40"W x 82"D

SIDE DRAWER BASES: King and Queen bases have 2 DRAWERS (1 on each side). / Double and Single bases only have 1 DRAWER. Please specify on your order which side (front view facing). SIDE DRAWER: Clearance space for night table is minimum 20" from wall.

Birch DRAWER DIMENSIONS for Front & Side Drawers: King & Queen: 54.25"x 24.5" x 5". / Double & Single: 48.25" x 24.5" x 5".

DRAWER OPENED: Leave at least 18" clearance space.

NB: Only bed bases with "Drawers" (frontal or side) can be sold separately. The headboard side of the bed base will not be finished.

| Description | L x D x H | Leather | | | | | | Fabric | | |
|---|--------------|------------|-------------------------------|--|---|----------------------------------|--------------|--------|----------|------|
| | | 10 Pony | 20 Hugo Madras Softy | 30 Empire Fantasy Illusion Tucson Utah Vintage Yukon | 40 Diamond Elegance Princess Santiago Sensation Sunset Trina Victoria | 50 Bull Cassiope Dublin | 60 Caress | A | B COM | C |
| 452 DOUBLE WIDE BASE SIDE DRAWER | 64 x 82 x 12 | 985 | 1065 | 1155 | 1235 | 1320 | 1405 | 825 | 840 | 855 |
| 453 SINGLE WIDE BASE SIDE DRAWER | 49 x 82 x 12 | 985 | 1055 | 1130 | 1200 | 1270 | 1340 | 825 | 840 | 855 |
| 510 KING NARROW BASE WITH LEGS | 82 x 84 x 12 | 640 | 735 | 825 | 925 | 1015 | 1110 | 490 | 520 | 540 |
| 511 QUEEN NARROW BASE WITH LEGS | 64 x 84 x 12 | 590 | 675 | 750 | 825 | 910 | 980 | 440 | 455 | 475 |
| 512 DOUBLE NARROW BASE WITH LEGS | 59 x 80 x 12 | 560 | 630 | 705 | 775 | 840 | 920 | 420 | 435 | 450 |
| 513 SINGLE NARROW BASE WITH LEGS | 44 x 80 x 12 | 460 | 530 | 580 | 645 | 705 | 765 | 395 | 410 | 425 |
| 520 KING NARROW NO DUST BASE | 82 x 84 x 12 | 770 | 870 | 980 | 1090 | 1195 | 1300 | 570 | 590 | 615 |
| 521 QUEEN NARROW NO DUST BASE | 64 x 84 x 12 | 710 | 800 | 885 | 975 | 1060 | 1155 | 525 | 540 | 555 |
| 522 DOUBLE NARROW NO DUST BASE | 59 x 80 x 12 | 665 | 745 | 825 | 915 | 990 | 1070 | 510 | 525 | 540 |
| 523 SIMPLE NARROW NO DUST BASE | 44 x 80 x 12 | 590 | 670 | 740 | 810 | 875 | 955 | 475 | 500 | 520 |
| 540 KING NARROW BASE FRONT DRAWER | 82 x 84 x 12 | 1090 | 1195 | 1300 | 1410 | 1515 | 1615 | 895 | 920 | 945 |
| 541 QUEEN NARROW BASE FRONT DRAWER | 64 x 84 x 12 | 1020 | 1110 | 1200 | 1290 | 1375 | 1465 | 830 | 845 | 865 |
| 542 DOUBLE NARROW BASE FRONT DRAWER | 59 x 80 x 12 | 985 | 1065 | 1155 | 1235 | 1320 | 1405 | 825 | 840 | 855 |
| 550 KING NARROW BASE SIDE DRAWERS | 82 x 84 x 12 | 1335 | 1440 | 1550 | 1650 | 1760 | 1865 | 1140 | 1165 | 1190 |
| 551 QUEEN NARROW BASE SIDE DRAWERS | 64 x 84 x 12 | 1325 | 1415 | 1500 | 1590 | 1685 | 1765 | 1135 | 1155 | 1170 |
| 552 DOUBLE NARROW BASE SIDE DRAWER | 59 x 80 x 12 | 985 | 1065 | 1155 | 1235 | 1320 | 1405 | 825 | 840 | 855 |
| 553 SINGLE NARROW BASE SIDE DRAWER | 44 x 80 x 12 | 985 | 1055 | 1130 | 1200 | 1270 | 1340 | 825 | 840 | 855 |
| 560 KING NARROW BASE FOR ADJUSTABLE BED | 82x84x12 | 640 | 735 | 825 | 925 | 1015 | 1110 | 490 | 520 | 540 |



Lits rembourrés
Upholstered Beds

CDN Price List

Tête de lit **sans** oreilles
Headboard **without** wings

99900 BASE L

FOR HEADBOARD WITHOUT WINGS

*Base WITH LEGS: Specify leg choice: LG182 wood (colour), LG60 metal or LG189 metal.

*NB: Narrow bed base for "ADJUSTABLE BED" (items 560-561-563): WOOD leg only (specify colour).

WIDE CONTOUR base - with LEGS & NO DUST - Posture Board included.

Includes: 3 wood slats and 2 central leg heights: High position at 9.75" (8.25" leg) or low position at 6.5" (5" leg).

WIDE CONTOUR base with STORAGE - plywood posture board included.

NARROW CONTOUR base - posture board included at fixed height of 10.5".

NARROW CONTOUR base for AJDUSTABLE BED: Interior dimensions: King: 78"W x 82"D | Queen: 61"W x 82"D | Single: 40"W x 82"D

SIDE DRAWER BASES: King and Queen bases have 2 DRAWERS (1 on each side). / Double and Single bases only have 1 DRAWER. Please specify on your order which side (front view facing). SIDE DRAWER: Clearance space for night table is minimum 20" from wall.

Birch DRAWER DIMENSIONS for Front & Side Drawers: King & Queen: 54.25"x 24.5" x 5". / Double & Single: 48.25" x 24.5" x 5".

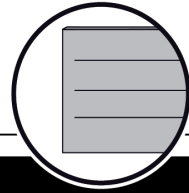
DRAWER OPENED: Leave at least 18" clearance space.

NB: Only bed bases with "Drawers" (frontal or side) can be sold separately. The headboard side of the bed base will not be finished.

| Description | L x D x H | Leather | | | | | | Fabric | | |
|---|-----------|------------|-------------------------------|--|---|----------------------------------|--------------|--------|----------|-----|
| | | 10 Pony | 20 Hugo Madras Softy | 30 Empire Fantasy Illusion Tucson Utah Vintage Yukon | 40 Diamond Elegance Princess Santiago Sensation Sunset Trina Victoria | 50 Bull Cassiope Dublin | 60 Caress | A | B COM | C |
| 561 QUEEN NARROW BASE FOR ADJUSTABLE BED | 65x84x12 | 590 | 675 | 750 | 825 | 910 | 980 | 440 | 455 | 475 |
| 563 SINGLE NARROW BASE FOR ADJUSTABLE BED | 44x84x12 | 460 | 530 | 580 | 645 | 705 | 765 | 395 | 410 | 425 |

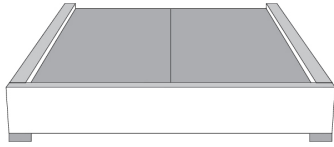
99900 BASE pour tête de lit SANS oreilles

Bed base for headboard WITHOUT wings




Base avec contour LARGE 4" | Base with WIDE contour 4"

Grandeur | Size King: 87 x 86 x 12 | Queen: 69 x 86 x 12 | Double: 64 x 82 x 12 | Simple/Single: 49 x 82 x 12

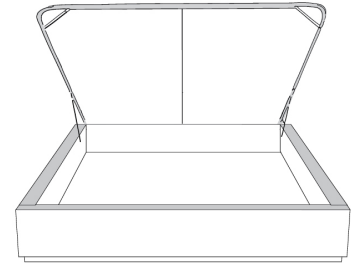


***Avec pattes | With Legs**
410-411-412-413

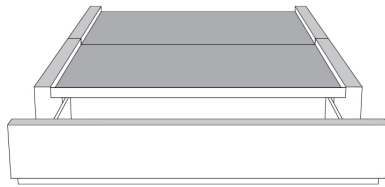
* Voir les choix de pattes en bas de page | See leg choices at bottom of page



Anti-poussière | No Dust
420-421-422-423



Avec rangement | With Storage
430-431-432-433



Rangement à tiroir frontal
With Front Drawer
440-441-442

Base lit simple N/D | Single base N/A



Rangement à tiroir latéraux
With Side Drawers

450-451 (2 tiroirs | drawers)
452-453 (1 tiroir | drawer)

Base avec contour MINCE 2" | Base with NARROW contour 2"

Grandeur | Size King: 82 x 84 x 12 | Queen: 64 x 84 x 12 | Double: 59 x 80 x 12 | Simple/Single: 44 x 80 x 12




Lit réglable
Adjustable bed

560-561-563

Pattes en bois seulement
Wood legs only


Grandeur | Size

| | King | Queen | Simple Single |
|----------------------|----------|----------|-----------------|
| Extérieur Outside: | 82x84x12 | 65x84x12 | 44x84x12 |
| Intérieur Inside: | 78x82x12 | 61x82x12 | 40x82x12 |



Avec pattes | With Legs
510-511-512-513

* Voir les choix de pattes en bas de page
See leg choices at bottom of page



Anti-poussière | No Dust
520-521-522-523



Rangement à tiroir frontal
With Front Drawer

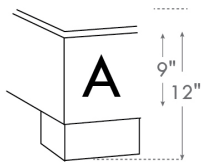
540-541-542
Base lit simple N/D | Single base N/A



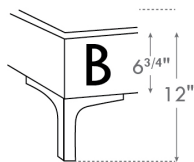
Rangement à tiroir latéraux
With Side Drawers

550-551 (2 tiroirs | drawers)
552-553 (1 tiroir | drawer)

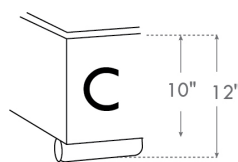
*Choix de pattes (Seulement pour base avec pattes) | Leg choices (Only for Bed base with legs)



LG182 Bois



LG60 Metal



LG189 Metal

N.B.

La hauteur du pied et longeron varie selon la patte choisie.
Foot & siderail height varies according to leg choice.

www.jaymar.ca

Les illustrations sont génériques et n'indiquent pas tous les détails de coutures.

The sketches are generic and do not reflect all sewing details.



Lits rembourrés
Upholstered Beds

CDN Price List



Tête de lit avec oreilles
Headboard with wings

99905 BASE C

FOR HEADBOARD WITH WINGS

*Base with legs: Specify leg choice: LG182 wood (colour), LG60 metal or LG189 metal.

*NB: Narrow bed base for "ADJUSTABLE BED" (items 560-561-563): WOOD leg only (specify colour).

WIDE CONTOUR BASE - WITH LEGS & NO DUST - Posture Board included.

Includes: 3 wood slats and 2 central leg heights: High position at 9.75" (8.25" leg) or low position at 6.5" (5" leg).

WIDE CONTOUR BASE WITH STORAGE - plywood posture board included.

NARROW CONTOUR BASE - posture board included at fixed height of 10.5".

NARROW CONTOUR base for ADJUSTABLE BED: Interior dimensions including headboard depth: King: 78"W x 82"D | Queen: 61"W x 82"D | Single: 40"W x 82"D.

SIDE DRAWER BASES: King and Queen bases have 2 DRAWERS (1 on each side). / Double and Single bases only have 1 DRAWER. Please specify on your order which side (front view facing).

SIDE DRAWER: Clearance space for night table is minimum 20" from wall.

Birch DRAWER DIMENSIONS for Front & Side Drawers: King & Queen: 54.25" x 24.5" x 5". / Double & Single: 48.25" x 24.5" x 5".

DRAWER OPENED: Leave at least 18" clearance space.

NB: Only bed bases with "Drawers" (frontal or side) can be sold separately. The headboard side of the bed base will not be finished.

| Description | L x D x H | Leather | | | | | | Fabric | | |
|-----------------------------------|--------------|------------|-------------------------------|--|---|----------------------------------|--------------|--------|----------|------|
| | | 10 Pony | 20 Hugo Madras Softy | 30 Empire Fantasy Illusion Tucson Utah Vintage Yukon | 40 Diamond Elegance Princess Santiago Sensation Sunset Trina Victoria | 50 Bull Cassiope Dublin | 60 Caress | A | B COM | C |
| 410 KING WIDE BASE WITH LEGS | 87 x 79 x 12 | 640 | 725 | 825 | 920 | 1015 | 1105 | 490 | 515 | 535 |
| 411 QUEEN WIDE BASE WITH LEGS | 69 x 79 x 12 | 590 | 675 | 750 | 825 | 905 | 980 | 440 | 455 | 475 |
| 412 DOUBLE WIDE BASE WITH LEGS | 64 x 75 x 12 | 550 | 615 | 690 | 765 | 830 | 905 | 410 | 425 | 440 |
| 413 SINGLE WIDE BASE WITH LEGS | 49 x 75 x 12 | 460 | 525 | 580 | 645 | 700 | 765 | 395 | 410 | 425 |
| 420 KING WIDE NO DUST BASE | 87 x 79 x 12 | 765 | 870 | 980 | 1085 | 1195 | 1295 | 565 | 590 | 615 |
| 421 QUEEN WIDE NO DUST BASE | 69 x 79 x 12 | 705 | 800 | 880 | 975 | 1060 | 1155 | 520 | 535 | 555 |
| 422 DOUBLE WIDE NO DUST BASE | 64 x 75 x 12 | 655 | 735 | 815 | 895 | 980 | 1060 | 490 | 510 | 525 |
| 423 SINGLE WIDE NO DUST BASE | 49 x 75 x 12 | 590 | 670 | 740 | 810 | 875 | 955 | 475 | 495 | 515 |
| 430 KING WIDE BASE WITH STORAGE | 87 x 79 x 12 | 1040 | 1150 | 1250 | 1355 | 1465 | 1570 | 840 | 865 | 895 |
| 431 QUEEN WIDE BASE WITH STORAGE | 69 x 79 x 12 | 910 | 990 | 1080 | 1170 | 1255 | 1345 | 715 | 735 | 750 |
| 432 DOUBLE WIDE BASE WITH STORAGE | 64 x 75 x 12 | 830 | 920 | 1000 | 1080 | 1165 | 1245 | 675 | 695 | 710 |
| 433 SINGLE WIDE BASE WITH STORAGE | 49 x 75 x 12 | 755 | 825 | 905 | 970 | 1040 | 1110 | 640 | 660 | 675 |
| 440 KING WIDE BASE FRONT DRAWER | 87 x 79 x 12 | 1090 | 1195 | 1300 | 1410 | 1515 | 1615 | 895 | 920 | 945 |
| 441 QUEEN WIDE BASE FRONT DRAWER | 69 x 79 x 12 | 1020 | 1110 | 1200 | 1290 | 1375 | 1465 | 830 | 845 | 865 |
| 442 DOUBLE WIDE BASE FRONT DRAWER | 64 x 75 x 12 | 985 | 1065 | 1155 | 1235 | 1320 | 1405 | 825 | 840 | 855 |
| 450 KING WIDE BASE SIDE DRAWERS | 87 x 79 x 12 | 1335 | 1440 | 1550 | 1650 | 1760 | 1865 | 1140 | 1165 | 1190 |



Lits rembourrés
Upholstered Beds

CDN Price List



99905 BASE C

FOR HEADBOARD WITH WINGS

*Base with legs: Specify leg choice: LG182 wood (colour), LG60 metal or LG189 metal.

*NB: Narrow bed base for "ADJUSTABLE BED" (items 560-561-563): WOOD leg only (specify colour).

WIDE CONTOUR BASE - WITH LEGS & NO DUST - Posture Board included.

Includes: 3 wood slats and 2 central leg heights: High position at 9.75" (8.25" leg) or low position at 6.5" (5" leg).

WIDE CONTOUR BASE WITH STORAGE - plywood posture board included.

NARROW CONTOUR BASE - posture board included at fixed height of 10.5".

NARROW CONTOUR base for AJDUSTABLE BED: Interior dimensions including headboard depth: King: 78"W x 82"D | Queen: 61"W x 82"D | Single: 40"W x 82"D.

SIDE DRAWER BASES: King and Queen bases have 2 DRAWERS (1 on each side). / Double and Single bases only have 1 DRAWER. Please specify on your order which side (front view facing).

SIDE DRAWER: Clearance space for night table is minimum 20" from wall.

Birch DRAWER DIMENSIONS for Front & Side Drawers: King & Queen: 54.25" x 24.5" x 5". / Double & Single: 48.25" x 24.5" x 5".

DRAWER OPENED: Leave at least 18" clearance space.

NB: Only bed bases with "Drawers" (frontal or side) can be sold separately. The headboard side of the bed base will not be finished.

| Description | L x D x H | Leather | | | | | | Fabric | | |
|-------------------------------------|--------------|------------|-------------------------------|--|---|----------------------------------|--------------|--------|----------|------|
| | | 10 Pony | 20 Hugo Madras Softy | 30 Empire Fantasy Illusion Tucson Utah Vintage Yukon | 40 Diamond Elegance Princess Santiago Sensation Sunset Trina Victoria | 50 Bull Cassiope Dublin | 60 Caress | A | B COM | C |
| 451 QUEEN WIDE BASE SIDE DRAWERS | 69 x 79 x 12 | 1325 | 1415 | 1500 | 1590 | 1685 | 1765 | 1135 | 1155 | 1170 |
| 452 DOUBLE WIDE BASE SIDE DRAWER | 64 x 75 x 12 | 985 | 1065 | 1155 | 1235 | 1320 | 1405 | 825 | 840 | 855 |
| 453 SINGLE WIDE BASE SIDE DRAWER | 49 x 75 x 12 | 985 | 1055 | 1130 | 1200 | 1270 | 1340 | 825 | 840 | 855 |
| 510 KING NARROW BASE WITH LEGS | 82 x 77 x 12 | 640 | 735 | 825 | 925 | 1015 | 1110 | 490 | 520 | 540 |
| 511 QUEEN NARROW BASE WITH LEGS | 64 x 77 x 12 | 590 | 675 | 750 | 825 | 910 | 980 | 440 | 455 | 475 |
| 512 DOUBLE NARROW BASE WITH LEGS | 59 x 73 x 12 | 560 | 630 | 705 | 775 | 840 | 920 | 420 | 435 | 450 |
| 513 SINGLE NARROW BASE WITH LEGS | 44 x 73 x 12 | 460 | 530 | 580 | 645 | 705 | 765 | 395 | 410 | 425 |
| 520 KING NARROW NO DUST BASE | 82 x 77 x 12 | 770 | 870 | 980 | 1090 | 1195 | 1300 | 570 | 590 | 615 |
| 521 QUEEN NARROW NO DUST BASE | 64 x 77 x 12 | 710 | 800 | 885 | 975 | 1060 | 1155 | 525 | 540 | 555 |
| 522 DOUBLE NARROW NO DUST BASE | 59 x 73 x 12 | 665 | 745 | 825 | 915 | 990 | 1070 | 510 | 525 | 540 |
| 523 SIMPLE NARROW NO DUST BASE | 44 x 73 x 12 | 590 | 670 | 740 | 810 | 875 | 955 | 475 | 500 | 520 |
| 540 KING NARROW BASE FRONT DRAWER | 82 x 77 x 12 | 1090 | 1195 | 1300 | 1410 | 1515 | 1615 | 895 | 920 | 945 |
| 541 QUEEN NARROW BASE FRONT DRAWER | 64 x 77 x 12 | 1020 | 1110 | 1200 | 1290 | 1375 | 1465 | 830 | 845 | 865 |
| 542 DOUBLE NARROW BASE FRONT DRAWER | 59 x 73 x 12 | 985 | 1065 | 1155 | 1235 | 1320 | 1405 | 825 | 840 | 855 |
| 550 KING NARROW BASE SIDE DRAWERS | 82 x 77 x 12 | 1335 | 1440 | 1550 | 1650 | 1760 | 1865 | 1140 | 1165 | 1190 |
| 551 QUEEN NARROW BASE SIDE DRAWERS | 64 x 77 x 12 | 1325 | 1415 | 1500 | 1590 | 1685 | 1765 | 1135 | 1155 | 1170 |



Lits rembourrés
Upholstered Beds

CDN Price List



Tête de lit avec oreilles
Headboard with wings

99905 BASE C

FOR HEADBOARD WITH WINGS

*Base with legs: Specify leg choice: LG182 wood (colour), LG60 metal or LG189 metal.

*NB: Narrow bed base for "ADJUSTABLE BED" (items 560-561-563): WOOD leg only (specify colour).

WIDE CONTOUR BASE - WITH LEGS & NO DUST - Posture Board included.

Includes: 3 wood slats and 2 central leg heights: High position at 9.75" (8.25" leg) or low position at 6.5" (5" leg).

WIDE CONTOUR BASE WITH STORAGE - plywood posture board included.

NARROW CONTOUR BASE - posture board included at fixed height of 10.5".

NARROW CONTOUR base for AJDUSTABLE BED: Interior dimensions including headboard depth: King: 78"W x 82"D | Queen: 61"W x 82"D | Single: 40"W x 82"D.

SIDE DRAWER BASES: King and Queen bases have 2 DRAWERS (1 on each side). / Double and Single bases only have 1 DRAWER. Please specify on your order which side (front view facing).

SIDE DRAWER: Clearance space for night table is minimum 20" from wall.

Birch DRAWER DIMENSIONS for Front & Side Drawers: King & Queen: 54.25" x 24.5" x 5". / Double & Single: 48.25" x 24.5" x 5".

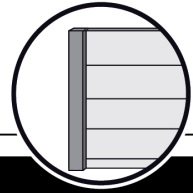
DRAWER OPENED: Leave at least 18" clearance space.

NB: Only bed bases with "Drawers" (frontal or side) can be sold separately. The headboard side of the bed base will not be finished.

| Description | L x D x H | Leather | | | | | | Fabric | | |
|---|--------------|------------|-------------------------------|--|---|----------------------------------|--------------|--------|----------|-----|
| | | 10 Pony | 20 Hugo Madras Softy | 30 Empire Fantasy Illusion Tucson Utah Vintage Yukon | 40 Diamond Elegance Princess Santiago Sensation Sunset Trina Victoria | 50 Bull Cassiope Dublin | 60 Caress | A | B COM | C |
| 552 DOUBLE NARROW BASE SIDE DRAWER | 59 x 73 x 12 | 985 | 1065 | 1155 | 1235 | 1320 | 1405 | 825 | 840 | 855 |
| 553 SINGLE NARROW BASE SIDE DRAWER | 44 x 73 x 12 | 985 | 1055 | 1130 | 1200 | 1270 | 1340 | 825 | 840 | 855 |
| 560 KING NARROW BASE FOR ADJUSTABLE BED | 82x76x12 | 640 | 735 | 825 | 925 | 1015 | 1110 | 490 | 520 | 540 |
| 561 QUEEN NARROW BASE FOR ADJUSTABLE BED | 65x76x12 | 590 | 675 | 750 | 825 | 910 | 980 | 440 | 455 | 475 |
| 563 SINGLE NARROW BASE FOR ADJUSTABLE BED | 44x76x12 | 460 | 530 | 580 | 645 | 705 | 765 | 395 | 410 | 425 |

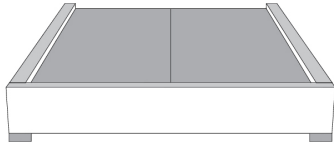
99905 BASE pour tête de lit AVEC oreilles

Bed base for headboard WITH wings




Base avec contour LARGE 4" | Base with WIDE contour 4"

Grandeur | Size King: 87 x 79 x 12 | Queen: 69 x 79 x 12 | Double: 64 x 75 x 12 | Simple/Single: 49 x 75 x 12

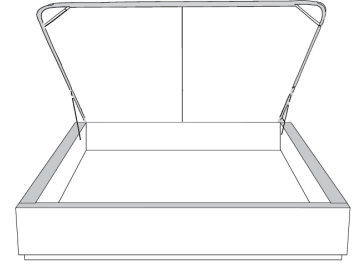


***Avec pattes | With Legs**
410-411-412-413

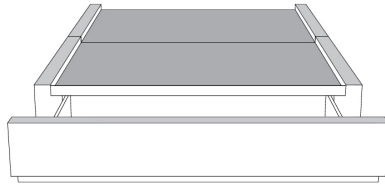
* Voir les choix de pattes en bas de page | See leg choices at bottom of page



Anti-poussière | No Dust
420-421-422-423



Avec rangement | With Storage
430-431-432-433



Rangement à tiroir frontal
With Front Drawer
440-441-442

Base lit simple N/D | Single base N/A



Rangement à tiroir latéraux
With Side Drawers

450-451 (2 tiroirs | drawers)
452-453 (1 tiroir | drawer)

Base avec contour MINCE 2" | Base with NARROW contour 2"

Grandeur | Size King: 82 x 77 x 12 | Queen: 64 x 77 x 12 | Double: 59 x 73 x 12 | Simple/Single: 44 x 73 x 12




Lit réglable
Adjustable bed

560-561-563

Pattes en bois seulement
Wood legs only


Grandeur | Size

| | King | Queen | Simple Single |
|----------------------|----------|----------|-----------------|
| Extérieur Outside: | 82x76x12 | 65x76x12 | 44x76x12 |
| Intérieur Inside: | 78x74x12 | 61x74x12 | 40x74x12 |




Avec pattes | With Legs
510-511-512-513

* Voir les choix de pattes en bas de page
See leg choices at bottom of page



Anti-poussière | No Dust
520-521-522-523



Rangement à tiroir frontal
With Front Drawer

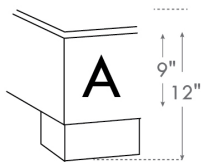
540-541-542
Base lit simple N/D | Single base N/A



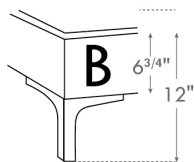
Rangement à tiroir latéraux
With Side Drawers

550-551 (2 tiroirs | drawers)
552-553 (1 tiroir | drawer)

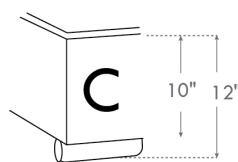
*Choix de pattes (Seulement pour base avec pattes) | Leg choices (Only for Bed base with legs)



LG182 Bois



LG60 Metal



LG189 Metal

N.B.

La hauteur du pied et longeron varie selon la patte choisie.
Foot & siderail height varies according to leg choice.

www.jaymar.ca

Les illustrations sont génériques et n'indiquent pas tous les détails de coutures.

The sketches are generic and do not reflect all sewing details.



Lits rembourrés
Upholstered Beds

CDN Price List

Tête de lit **sans** oreilles
Headboard **without** wings

ALONZO

Headboard with NO wings - Choose your bed base - See 99900 BASE L price list.

OPTIONS:

Decorative Nails: MEDIUM ½" nails around contour of appliqué, ADD: King \$100, Queen \$95, Double \$90, Simple \$80.
Specify nail colour on your order: BRASS-SILVER-PEWTER or COPPER.

COMBO available: Appliqué can be made with contrasting colour. Refer to "COMBO" chart in Product Knowledge booklet.

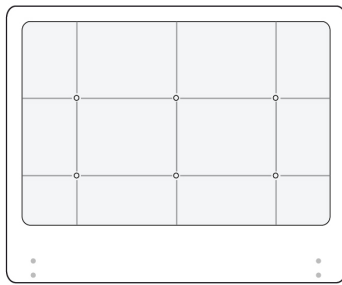
Finished BACK of HEADBOARD add:

- in LEATHER: King \$175, Queen \$145, Double \$135, Single \$105.
- in FABRIC: King \$55, Queen \$50, Double \$45, Single \$35.

| Description | L x D x H | Leather | | | | | | Fabric | | |
|----------------------|-----------|------------|-------------------------------|--|---|----------------------------------|--------------|--------|----------|-----|
| | | 10 Pony | 20 Hugo Madras Softy | 30 Empire Fantasy Illusion Tucson Utah Vintage Yukon | 40 Diamond Elegance Princess Santiago Sensation Sunset Trina Victoria | 50 Bull Cassiope Dublin | 60 Caress | A | B COM | C |
| 400 KING HEADBOARD | 87X5X56 | 1240 | 1355 | 1480 | 1595 | 1715 | 1830 | 560 | 600 | 645 |
| 401 QUEEN HEADBOARD | 69X5X56 | 1045 | 1135 | 1225 | 1315 | 1405 | 1490 | 480 | 525 | 555 |
| 402 DOUBLE HEADBOARD | 64X5X56 | 990 | 1080 | 1170 | 1255 | 1345 | 1435 | 460 | 500 | 530 |
| 403 SINGLE HEADBOARD | 49X5X56 | 885 | 965 | 1040 | 1115 | 1195 | 1270 | 375 | 400 | 420 |

TÊTE DE LIT | HEADBOARD

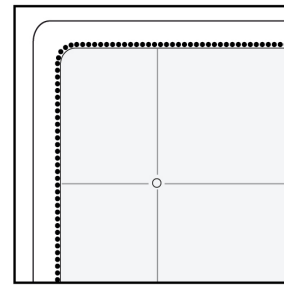
Option de clous | Nail options



Tête de lit sans oreilles | Headboard without wings
400 - 401 - 402 - 403

Lit grandeur complète | Complete bed size

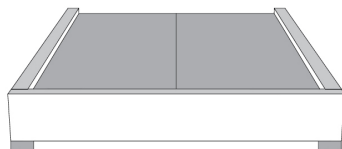
| | Large Wide L x P/D x H | Mince Narrow L x P/D x H |
|----------|-----------------------------|-------------------------------|
| K | 87 x 91 x 56 | 87 x 89 x 56 |
| Q | 69 x 91 x 56 | 69 x 89 x 56 |
| D | 64 x 87 x 56 | 64 x 85 x 56 |
| S | 49 x 87 x 56 | 49 x 85 x 56 |




Silver - Copper - Pewter - Brass
1/2" diamètre

Base avec contour LARGE 4" | Base with WIDE contour 4"

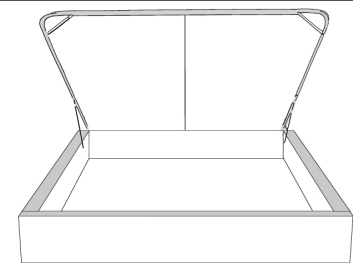
Grandeur | Size King: 87 x 86 x 12 | Queen: 69 x 86 x 12 | Double: 64 x 82 x 12 | Simple/Single: 49 x 82 x 12



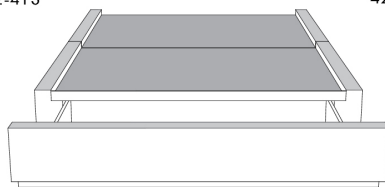
Avec pattes | With Legs
410-411-412-413



Anti-poussière | No Dust
420-421-422-423



Avec rangement | With Storage
430-431-432-433



**Rangement à tiroir frontal
With Front Drawer**
440-441-442
Base lit simple N/D | Single base N/A



**Rangement à tiroir latéraux
With Side Drawers**
450-451 (2 tiroirs | drawers)
452-453 (1 tiroir | drawer)

Base avec contour MINCE 2" | Base with NARROW contour 2"


Grandeur | Size King: 82 x 84 x 12 | Queen: 64 x 84 x 12 | Double: 59 x 80 x 12 | Simple/Single: 44 x 80 x 12

**Avec pattes - Lit réglable
With Legs - Adjustable bed**
560-561-563

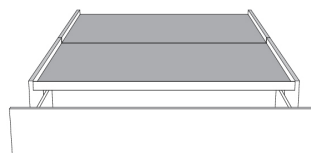
| | King | Queen | Simple Single |
|--|----------|----------|-----------------|
| Lit grandeur complète : Complete Bed Size : | 87x89x56 | 69x89x56 | 49x89x56 |
| Intérieur Inside : | 78x82x12 | 61x82x12 | 40x82x12 |



Avec pattes | With Legs
510-511-512-513



Anti-poussière | No Dust
520-521-522-523



**Rangement à tiroir frontal
With Front Drawer**
540-541-542
Base lit simple N/D | Single base N/A



**Rangement à tiroir latéraux
With Side Drawers**
550-551 (2 tiroirs | drawers)
552-553 (1 tiroir | drawer)

www.jaymar.ca

Les illustrations sont génériques et n'indiquent pas tous les détails de coutures.
The sketches are generic and do not reflect all sewing details.



Lits rembourrés
Upholstered Beds

CDN Price List



AMELIE

Headboard WITH WINGS - Choose your bed base - See 99905 BASE C price list.

OPTIONS:

Decorative Nails: 2 rows of MEDIUM ½" nails on front of headboard wing (superior & inferior sides), ADD \$90.
Specify nail colour on your order: BRASS-SILVER-PEWTER or COPPER.

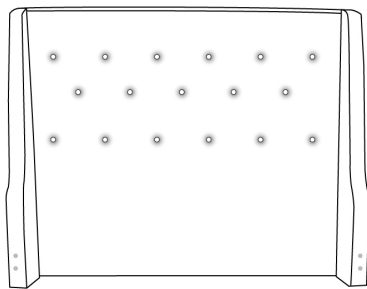
Finished BACK of HEADBOARD add:

In FABRIC: King \$55, Queen \$50, Double \$45, Single \$35.

| Description | L x D x H | Leather | | | | | | Fabric | | |
|----------------------|-----------|------------|-------------------------------|--|---|----------------------------------|--------------|--------|----------|-----|
| | | 10 Pony | 20 Hugo Madras Softy | 30 Empire Fantasy Illusion Tucson Utah Vintage Yukon | 40 Diamond Elegance Princess Santiago Sensation Sunset Trina Victoria | 50 Bull Cassiope Dublin | 60 Caress | A | B COM | C |
| 400 KING HEADBOARD | 87x11x47 | | | | | | | 705 | 740 | 775 |
| 401 QUEEN HEADBOARD | 69x11x47 | | | | | | | 580 | 610 | 645 |
| 402 DOUBLE HEADBOARD | 64x11x47 | | | | | | | 565 | 585 | 610 |
| 403 SINGLE HEADBOARD | 49x11x47 | | | | | | | 475 | 510 | 530 |

TÊTE DE LIT | HEADBOARD

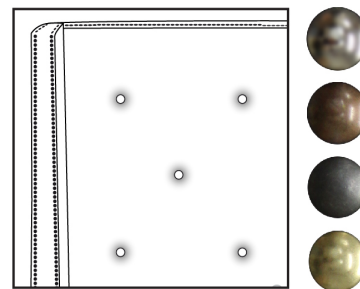
Option de clous | Nail options



Tête de lit avec oreilles | Headboard with wings
400 - 401 - 402 - 403

Lit grandeur complète | Complete bed size

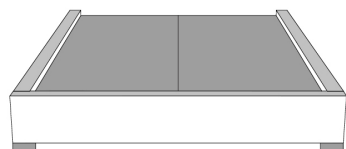
| | Large Wide L x P/D x H | Mince Narrow L x P/D x H |
|----------|-----------------------------|-------------------------------|
| K | 87 x 90 x 47 | 87 x 88 x 47 |
| Q | 69 x 90 x 47 | 69 x 88 x 47 |
| D | 64 x 86 x 47 | 64 x 84 x 47 |
| S | 49 x 86 x 47 | 49 x 84 x 47 |



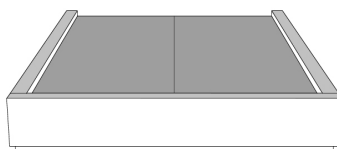
Silver - Copper - Pewter - Brass
1/2" diamètre

Base avec contour LARGE 4" | Base with WIDE contour 4"

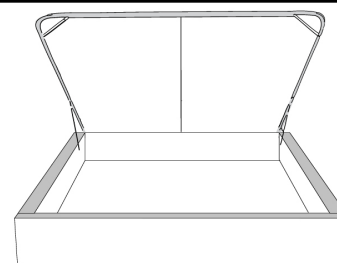
Grandeur | Size King: 87 x 79 x 12 | Queen: 69 x 79 x 12 | Double: 64 x 75 x 12 | Simple/Single: 49 x 75 x 12



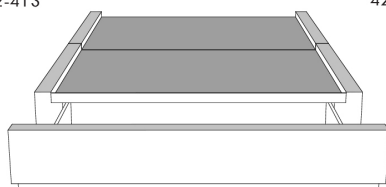
Avec pattes | With Legs
410-411-412-413



Anti-poussière | No Dust
420-421-422-423



Avec rangement | With Storage
430-431-432-433




**Rangement à tiroir frontal
With Front Drawer**
440-441-442
Base lit simple N/D | Single base N/A



**Rangement à tiroir latéraux
With Side Drawers**
450-451 (2 tiroirs | drawers)
452-453 (1 tiroir | drawer)


Base avec contour MINCE 2" | Base with NARROW contour 2"

Grandeur | Size King: 82 x 77 x 12 | Queen: 64 x 77 x 12 | Double: 59 x 73 x 12 | Simple/Single: 44 x 73 x 12




**Avec pattes - Lit réglable
With Legs - Adjustable bed**
560-561-563

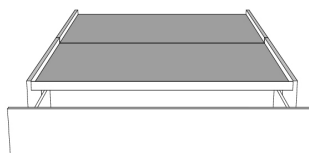
| | King | Queen | Simple Single |
|--|----------|----------|-----------------|
| Lit grandeur complète : Complete Bed Size : | 87x87x47 | 69x87x47 | 49x87x47 |
| Intérieur Inside : | 78x82x12 | 61x82x12 | 40x82x12 |




Avec pattes | With Legs
510-511-512-513



Anti-poussière | No Dust
520-521-522-523



**Rangement à tiroir frontal
With Front Drawer**
540-541-542
Base lit simple N/D | Single base N/A



**Rangement à tiroir latéraux
With Side Drawers**
550-551 (2 tiroirs | drawers)
552-553 (1 tiroir | drawer)

www.jaymar.ca

Les illustrations sont génériques et n'indiquent pas tous les détails de coutures.
The sketches are generic and do not reflect all sewing details.



Lits rembourrés
Upholstered Beds

CDN Price List

Tête de lit **sans** oreilles
Headboard **without** wings

BEATRICE

Headboard with NO wings - Choose your bed base - See 99900 BASE L price list.

OPTIONS:

Decorative Nails: MEDIUM ½" nails around contour of appliqué, ADD: King \$105, Queen \$100, Double \$95, Single \$85.
Specify nail colour on your order: BRASS-SILVER-PEWTER or COPPER.

COMBO available: Appliqué can be made with contrasting colour. Refer to "COMBO" chart in Product Knowledge booklet.

Finished BACK of HEADBOARD add:

- in LEATHER: King \$175, Queen \$145, Double \$135, Single \$105.
- in FABRIC: King \$55, Queen \$50, Double \$45, Single \$35.

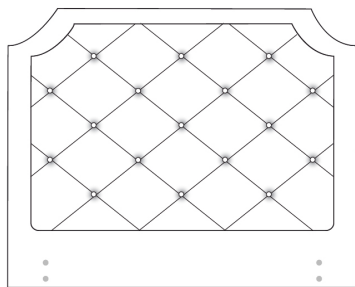
| Description | L x D x H | Leather | | | | | | Fabric | | |
|----------------------|-----------|------------|-------------------------------|--|---|----------------------------------|--------------|--------|----------|-----|
| | | 10 Pony | 20 Hugo Madras Softy | 30 Empire Fantasy Illusion Tucson Utah Vintage Yukon | 40 Diamond Elegance Princess Santiago Sensation Sunset Trina Victoria | 50 Bull Cassiope Dublin | 60 Caress | A | B COM | C |
| 400 KING HEADBOARD | 87X5X56 | 1255 | 1375 | 1495 | 1610 | 1735 | 1845 | 585 | 625 | 665 |
| 401 QUEEN HEADBOARD | 69X5X56 | 1070 | 1165 | 1250 | 1340 | 1430 | 1520 | 520 | 545 | 570 |
| 402 DOUBLE HEADBOARD | 64X5X56 | 1000 | 1090 | 1180 | 1265 | 1350 | 1440 | 480 | 515 | 535 |
| 403 SINGLE HEADBOARD | 49X5X56 | 920 | 990 | 1065 | 1150 | 1225 | 1300 | 400 | 420 | 440 |

Tête de lit **BEATRICE** Headboard

(voir la liste de prix 99900) | (See Price list 99900)

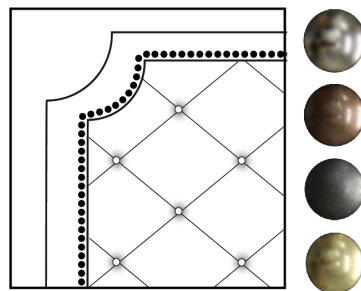
TÊTE DE LIT | HEADBOARD

Option de clous | Nail options



Lit grandeur complète | Complete bed size

| | Large Wide L x P/D x H | Mince Narrow L x P/D x H |
|----------|-----------------------------|-------------------------------|
| K | 87 x 91 x 56 | 87 x 89 x 56 |
| Q | 69 x 91 x 56 | 69 x 89 x 56 |
| D | 64 x 87 x 56 | 64 x 85 x 56 |
| S | 49 x 87 x 56 | 49 x 85 x 56 |




Silver - Copper - Pewter - Brass
1/2" diamètre

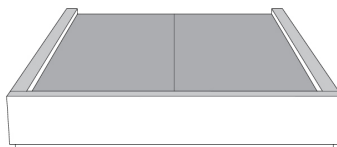
Tête de lit sans oreilles | Headboard without wings
400 - 401 - 402 - 403

Base avec contour LARGE 4" | Base with WIDE contour 4"

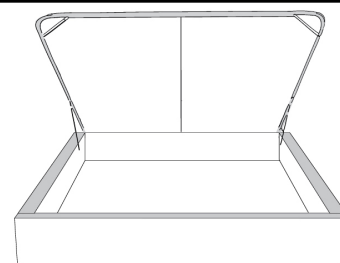
Grandeur | Size King: 87 x 86 x 12 | Queen: 69 x 86 x 12 | Double: 64 x 82 x 12 | Simple/Single: 49 x 82 x 12



Avec pattes | With Legs
410-411-412-413



Anti-poussière | No Dust
420-421-422-423



Avec rangement | With Storage
430-431-432-433



**Rangement à tiroir frontal
With Front Drawer**
440-441-442
Base lit simple N/D | Single base N/A




**Rangement à tiroir latéraux
With Side Drawers**
450-451 (2 tiroirs | drawers)
452-453 (1 tiroir | drawer)

Base avec contour MINCE 2" | Base with NARROW contour 2"


Grandeur | Size King: 82 x 84 x 12 | Queen: 64 x 84 x 12 | Double: 59 x 80 x 12 | Simple/Single: 44 x 80 x 12

**Avec pattes - Lit réglable
With Legs - Adjustable bed**
560-561-563


| | King | Queen | Simple Single |
|--|----------|----------|-----------------|
| Lit grandeur complète : Complete Bed Size : | 87x89x56 | 69x89x56 | 49x89x56 |
| Intérieur Inside : | 78x82x12 | 61x82x12 | 40x82x12 |



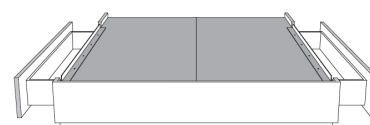
Avec pattes | With Legs
510-511-512-513



Anti-poussière | No Dust
520-521-522-523



**Rangement à tiroir frontal
With Front Drawer**
540-541-542
Base lit simple N/D | Single base N/A



**Rangement à tiroir latéraux
With Side Drawers**
550-551 (2 tiroirs | drawers)
552-553 (1 tiroir | drawer)

www.jaymar.ca

Les illustrations sont génériques et n'indiquent pas tous les détails de coutures.
The sketches are generic and do not reflect all sewing details.



BRIDGE BED

Decorative Pillows: Decorative pillows are not included with this model.

Features: Bed has channel on its perimeter where backs and Traycool niteshelves can be inserted.

Metal legs LG125: Polished aluminum legs.

IMPORTANT: Specify color of generic wood legs LG113.

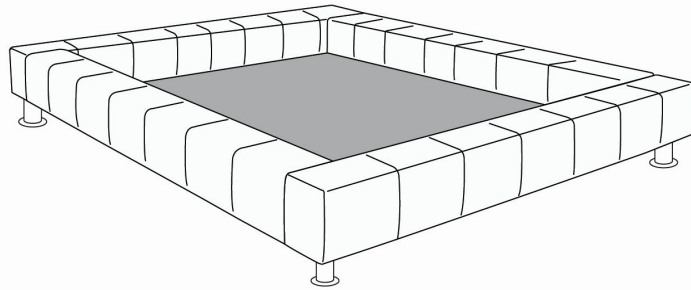
Each bed base includes 1 posture board.

Recommended size mattress: 8 to 10 inches thick.

| Description | L x D x H | Leather | | | | | | Fabric | | |
|-----------------------------|---------------|------------|-------------------------------|--|---|----------------------------------|--------------|--------|----------|------|
| | | 10 Pony | 20 Hugo Madras Softy | 30 Empire Fantasy Illusion Tucson Utah Vintage Yukon | 40 Diamond Elegance Princess Santiago Sensation Sunset Trina Victoria | 50 Bull Cassiope Dublin | 60 Caress | A | B COM | C |
| 131 BED BACK | 28X11X18 | 260 | 315 | 375 | 425 | 475 | 535 | 150 | 170 | 190 |
| 150 LARGE PILLOW | 22X22 | | | | | | | 55 | 80 | 90 |
| 314 SINGLE BED | 56x92x13.5/33 | 1065 | 1205 | 1345 | 1490 | 1620 | 1760 | 795 | 845 | 905 |
| 321 TRAYNITE *WOOD* | 16DIAM.X15 | 115 | 115 | 115 | 115 | 115 | 115 | 115 | 115 | 115 |
| 322 TRAYCOOL *WOOD & METAL* | 16DIAM. X15 | 115 | 115 | 115 | 115 | 115 | 115 | 115 | 115 | 115 |
| 360 QUEEN BED | 77x97x13.5/33 | 1120 | 1275 | 1435 | 1580 | 1740 | 1885 | 830 | 885 | 955 |
| 380 KING BED | 95x97x13.5/33 | 1295 | 1470 | 1650 | 1835 | 2010 | 2195 | 920 | 985 | 1055 |

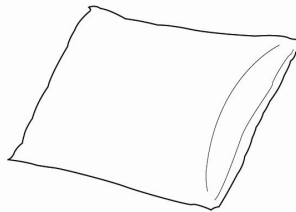
BRIDGE

Lit bridge *Bed items*

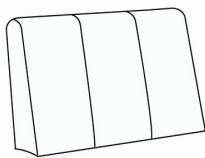


Base de Lit/*Bed base*

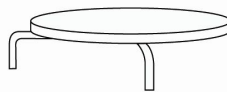
372 California King (US only/*seulement*) | 380 King | 360 Queen | 314 Simple/*Single*



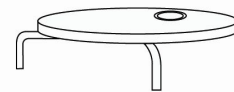
Grand Coussin/*Large pillow*
150



Dos lit/*Bed back*
131



Traynite
321



Traycool
322

Les illustrations sont génériques et n'indiquent pas tous les détails de coutures.
The sketches are generic and do not reflect all sewing details.

R2014-03



Lits rembourrés
Upholstered Beds

CDN Price List

Tête de lit **sans** oreilles
Headboard **without** wings

CALYPSO

Headboard with NO wings - Choose your bed base - See 99900 BASE L price list.

OPTIONS:

Decorative Nails: MEDIUM ½" nails around contour of appliqué, ADD: King \$100, Queen \$95, Double \$90, Simple \$80.
Specify nail colour on your order: BRASS-SILVER-PEWTER or COPPER.

COMBO available: Appliqué can be made with contrasting colour. Refer to "COMBO" chart in Product Knowledge booklet.


Finished BACK of HEADBOARD add:

- in LEATHER: King \$175, Queen \$145, Double \$135, Single \$105.
- in FABRIC: King \$55, Queen \$50, Double \$45, Single \$35.

| Description | L x D x H | Leather | | | | | | Fabric | | |
|----------------------|-----------|------------|-------------------------------|--|---|----------------------------------|--------------|--------|----------|-----|
| | | 10 Pony | 20 Hugo Madras Softy | 30 Empire Fantasy Illusion Tucson Utah Vintage Yukon | 40 Diamond Elegance Princess Santiago Sensation Sunset Trina Victoria | 50 Bull Cassiope Dublin | 60 Caress | A | B COM | C |
| 400 KING HEADBOARD | 87X5X49 | 715 | 815 | 920 | 1020 | 1120 | 1220 | 435 | 470 | 505 |
| 401 QUEEN HEADBOARD | 69X5X49 | 645 | 735 | 815 | 900 | 985 | 1060 | 370 | 400 | 430 |
| 402 DOUBLE HEADBOARD | 64X5X49 | 590 | 675 | 755 | 830 | 915 | 990 | 350 | 375 | 400 |
| 403 SINGLE HEADBOARD | 49X5X49 | 545 | 615 | 685 | 760 | 830 | 910 | 285 | 310 | 340 |

TÊTE DE LIT | HEADBOARD

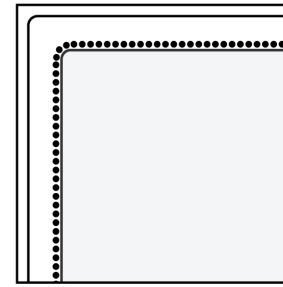
Option de clous | Nail options



Tête de lit sans oreilles | Headboard without wings
400 - 401 - 402 - 403

Lit grandeur complète | Complete bed size


| | Large Wide L x P/D x H | Mince Narrow L x P/D x H |
|----------|-----------------------------|-------------------------------|
| K | 87 x 91 x 49 | 87 x 89 x 49 |
| Q | 69 x 91 x 49 | 69 x 89 x 49 |
| D | 64 x 87 x 49 | 64 x 85 x 49 |
| S | 49 x 87 x 49 | 49 x 85 x 49 |




Silver - Copper - Pewter - Brass
1/2" diamètre

Base avec contour LARGE 4" | Base with WIDE contour 4"

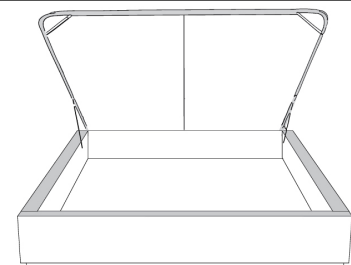
Grandeur | Size King: 87 x 86 x 12 | Queen: 69 x 86 x 12 | Double: 64 x 82 x 12 | Simple/Single: 49 x 82 x 12




Avec pattes | With Legs
410-411-412-413



Anti-poussière | No Dust
420-421-422-423



Avec rangement | With Storage
430-431-432-433



**Rangement à tiroir frontal
With Front Drawer**
440-441-442
Base lit simple N/D | Single base N/A



**Rangement à tiroir latéraux
With Side Drawers**
450-451 (2 tiroirs | drawers)
452-453 (1 tiroir | drawer)

Base avec contour MINCE 2" | Base with NARROW contour 2"


Grandeur | Size King: 82 x 84 x 12 | Queen: 64 x 84 x 12 | Double: 59 x 80 x 12 | Simple/Single: 44 x 80 x 12

**Avec pattes - Lit réglable
With Legs - Adjustable bed**
560-561-563

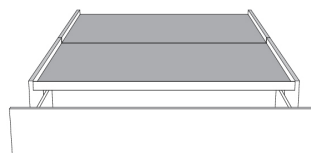
| | King | Queen | Simple Single |
|--|----------|----------|-----------------|
| Lit grandeur complète : Complete Bed Size : | 87x89x49 | 69x89x49 | 49x89x49 |
| Intérieur Inside : | 78x82x12 | 61x82x12 | 40x82x12 |




Avec pattes | With Legs
510-511-512-513



Anti-poussière | No Dust
520-521-522-523



**Rangement à tiroir frontal
With Front Drawer**
540-541-542
Base lit simple N/D | Single base N/A



**Rangement à tiroir latéraux
With Side Drawers**
550-551 (2 tiroirs | drawers)
552-553 (1 tiroir | drawer)

www.jaymar.ca

Les illustrations sont génériques et n'indiquent pas tous les détails de coutures.
The sketches are generic and do not reflect all sewing details.



Lits rembourrés
Upholstered Beds

CDN Price List

Tête de lit **sans** oreilles
Headboard **without** wings

CASTLE

Headboard with NO wings - Choose your bed base - See 99900 BASE L price list.

OPTIONS:

Decorative Nails: MEDIUM ½" nails around contour of appliqué, ADD: King \$95, Queen \$85, Double \$80, Single \$75.

Specify nail colour on your order: BRASS-SILVER-PEWTER or COPPER.

COMBO available: Appliqué can be made with contrasting colour. Refer to "COMBO" chart in Product Knowledge booklet.

Finished BACK of HEADBOARD add:

- in LEATHER: King \$175, Queen \$145, Double \$135, Single \$105.

- in FABRIC: King \$55, Queen \$50, Double \$45, Single \$35.

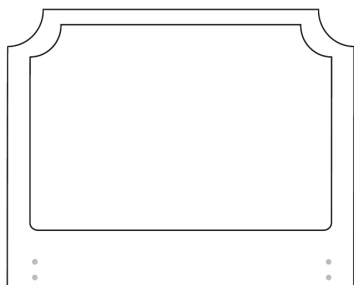
| Description | L x D x H | Leather | | | | | | Fabric | | |
|----------------------|-----------|------------|-------------------------------|--|---|----------------------------------|--------------|--------|----------|-----|
| | | 10 Pony | 20 Hugo Madras Softy | 30 Empire Fantasy Illusion Tucson Utah Vintage Yukon | 40 Diamond Elegance Princess Santiago Sensation Sunset Trina Victoria | 50 Bull Cassiope Dublin | 60 Caress | A | B COM | C |
| 400 KING HEADBOARD | 87X5X56 | 1205 | 1325 | 1440 | 1560 | 1685 | 1800 | 545 | 575 | 610 |
| 401 QUEEN HEADBOARD | 69X5X56 | 1010 | 1100 | 1190 | 1275 | 1365 | 1455 | 460 | 500 | 530 |
| 402 DOUBLE HEADBOARD | 64X5X56 | 965 | 1050 | 1140 | 1230 | 1320 | 1410 | 440 | 460 | 490 |
| 403 SINGLE HEADBOARD | 49X5X56 | 845 | 930 | 1005 | 1080 | 1160 | 1235 | 355 | 385 | 405 |

Tête de lit **CASTLE** Headboard

(voir la liste de prix 99900) | (See Price list 99900)

TÊTE DE LIT | HEADBOARD

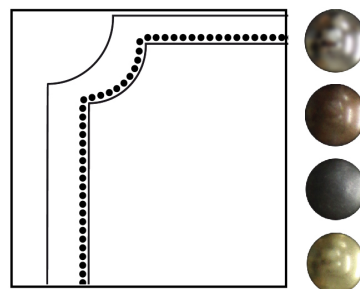
Option de clous | Nail options



Tête de lit sans oreilles | Headboard without wings
400 - 401 - 402 - 403

Lit grandeur complète | Complete bed size

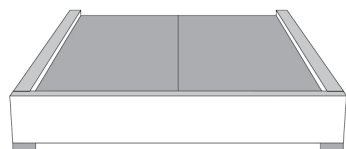
| | Large Wide L x P/D x H | Mince Narrow L x P/D x H |
|----------|-----------------------------|-------------------------------|
| K | 87 x 91 x 56 | 87 x 89 x 56 |
| Q | 69 x 91 x 56 | 69 x 89 x 56 |
| D | 64 x 87 x 56 | 64 x 85 x 56 |
| S | 49 x 87 x 56 | 49 x 85 x 56 |



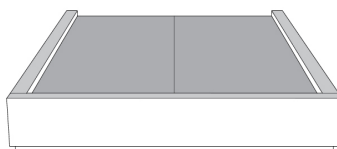
Silver - Copper - Pewter - Brass
1/2" diamètre

Base avec contour LARGE 4" | Base with WIDE contour 4"

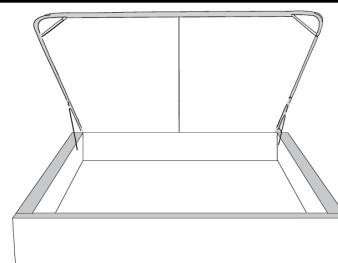
Grandeur | Size King: 87 x 86 x 12 | Queen: 69 x 86 x 12 | Double: 64 x 82 x 12 | Simple/Single: 49 x 82 x 12



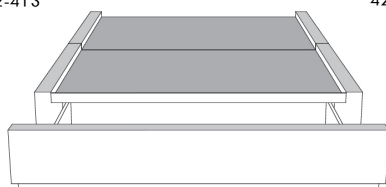
Avec pattes | With Legs
410-411-412-413



Anti-poussière | No Dust
420-421-422-423



Avec rangement | With Storage
430-431-432-433



**Rangement à tiroir frontal
With Front Drawer**
440-441-442
Base lit simple N/D | Single base N/A



**Rangement à tiroir latéraux
With Side Drawers**
450-451 (2 tiroirs | drawers)
452-453 (1 tiroir | drawer)


Base avec contour MINCE 2" | Base with NARROW contour 2"

Grandeur | Size King: 82 x 84 x 12 | Queen: 64 x 84 x 12 | Double: 59 x 80 x 12 | Simple/Single: 44 x 80 x 12




**Avec pattes - Lit réglable
With Legs - Adjustable bed**
560-561-563


| | King | Queen | Simple Single |
|--|----------|----------|-----------------|
| Lit grandeur complète : Complete Bed Size : | 87x89x56 | 69x89x56 | 49x89x56 |
| Intérieur Inside : | 78x82x12 | 61x82x12 | 40x82x12 |



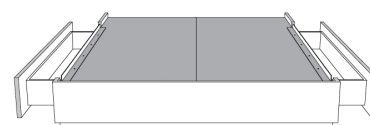
Avec pattes | With Legs
510-511-512-513



Anti-poussière | No Dust
520-521-522-523



**Rangement à tiroir frontal
With Front Drawer**
540-541-542
Base lit simple N/D | Single base N/A



**Rangement à tiroir latéraux
With Side Drawers**
550-551 (2 tiroirs | drawers)
552-553 (1 tiroir | drawer)

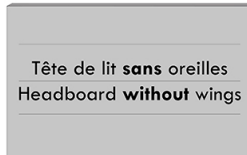
www.jaymar.ca

Les illustrations sont génériques et n'indiquent pas tous les détails de coutures.
The sketches are generic and do not reflect all sewing details.



Lits rembourrés
Upholstered Beds

CDN Price List



CASUAL

Headboard with NO wings - CHOOSE your BED BASE - See 99900 BASE L price list.

Finished BACK of HEADBOARD add:

- in LEATHER: King \$175, Queen \$145, Double \$135, Single \$105.

- in FABRIC: King \$55, Queen \$50, Double \$45, Single \$35.

| Description | L x D x H | Leather | | | | | | Fabric | | |
|----------------------|-----------|------------|-------------------------------|--|---|----------------------------------|--------------|--------|----------|-----|
| | | 10 Pony | 20 Hugo Madras Softy | 30 Empire Fantasy Illusion Tucson Utah Vintage Yukon | 40 Diamond Elegance Princess Santiago Sensation Sunset Trina Victoria | 50 Bull Cassiope Dublin | 60 Caress | A | B COM | C |
| 400 KING HEADBOARD | 87X4X49 | 790 | 910 | 1015 | 1120 | 1225 | 1335 | 490 | 540 | 575 |
| 401 QUEEN HEADBOARD | 69X4X49 | 735 | 820 | 915 | 1005 | 1085 | 1185 | 400 | 435 | 470 |
| 402 DOUBLE HEADBOARD | 64X4X49 | 680 | 765 | 845 | 935 | 1020 | 1100 | 385 | 410 | 440 |
| 403 SINGLE HEADBOARD | 49X4X49 | 625 | 710 | 780 | 855 | 940 | 1020 | 320 | 350 | 375 |

TÊTE DE LIT | HEADBOARD




Tête de lit sans oreilles | Headboard *without wings*
400 - 401 - 402 - 403

Lit grandeur complète | Complete bed size


| | Large Wide L x P/D x H | Mince Narrow L x P/D x H |
|----------|-----------------------------|-------------------------------|
| K | 87 x 90 x 49 | 87 x 88 x 49 |
| Q | 69 x 90 x 49 | 69 x 88 x 49 |
| D | 64 x 86 x 49 | 64 x 84 x 49 |
| S | 49 x 86 x 49 | 49 x 84 x 49 |

Base avec contour LARGE 4" | Base with WIDE contour 4"

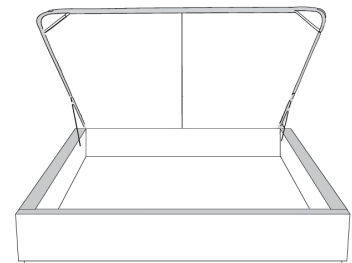
Grandeur | Size King: 87 x 86 x 12 | Queen: 69 x 86 x 12 | Double: 64 x 82 x 12 | Simple/Single: 49 x 82 x 12



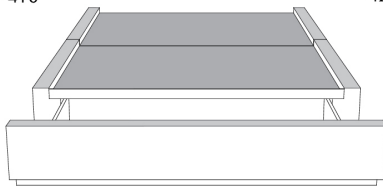
Avec pattes | With Legs
410-411-412-413



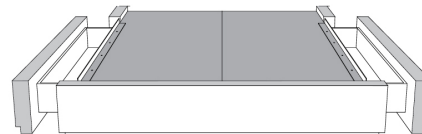
Anti-poussière | No Dust
420-421-422-423



Avec rangement | With Storage
430-431-432-433



**Rangement à tiroir frontal
With Front Drawer**
440-441-442
Base lit simple N/D | Single base N/A




**Rangement à tiroir latéraux
With Side Drawers**
450-451 (2 tiroirs | drawers)
452-453 (1 tiroir | drawer)

Base avec contour MINCE 2" | Base with NARROW contour 2"


Grandeur | Size King: 82 x 84 x 12 | Queen: 64 x 84 x 12 | Double: 59 x 80 x 12 | Simple/Single: 44 x 80 x 12

**Avec pattes - Lit réglable
With Legs - Adjustable bed**
560-561-563

| | King | Queen | Simple Single |
|--|----------|----------|-----------------|
| Lit grandeur complète : Complete Bed Size : | 87x88x49 | 69x88x49 | 49x88x49 |
| Intérieur Inside : | 78x82x12 | 61x82x12 | 40x82x12 |



Avec pattes | With Legs
510-511-512-513



Anti-poussière | No Dust
520-521-522-523



**Rangement à tiroir frontal
With Front Drawer**
540-541-542
Base lit simple N/D | Single base N/A



**Rangement à tiroir latéraux
With Side Drawers**
550-551 (2 tiroirs | drawers)
552-553 (1 tiroir | drawer)

www.jaymar.ca

Les illustrations sont génériques et n'indiquent pas tous les détails de coutures.
The sketches are generic and do not reflect all sewing details.



Lits rembourrés
Upholstered Beds

CDN Price List



CATHERINE

Headboard WITH WINGS - Choose your bed base - See 99905 BASE C price list.

OPTIONS:

Decorative Nails: 2 rows of MEDIUM ½" nails on front of headboard wing (superior & inferior sides & top), ADD \$100.
Specify nail colour on your order: BRASS-SILVER-PEWTER or COPPER.

Finished BACK of HEADBOARD add:

In FABRIC: King \$55, Queen \$50, Double \$45, Single \$35.

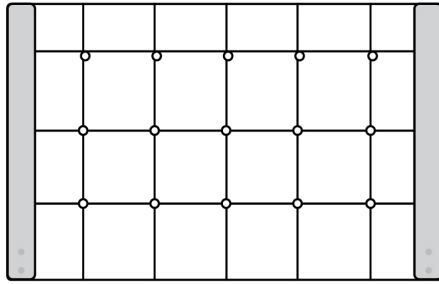
| Description | L x D x H | Leather | | | | | | Fabric | | |
|----------------------|--------------|------------|-------------------------------|--|---|----------------------------------|--------------|--------|----------|-----|
| | | 10 Pony | 20 Hugo Madras Softy | 30 Empire Fantasy Illusion Tucson Utah Vintage Yukon | 40 Diamond Elegance Princess Santiago Sensation Sunset Trina Victoria | 50 Bull Cassiope Dublin | 60 Caress | A | B COM | C |
| 400 KING HEADBOARD | 87 x 11 x 56 | | | | | | | 820 | 865 | 920 |
| 401 QUEEN HEADBOARD | 69 x 11 x 56 | | | | | | | 700 | 740 | 780 |
| 402 DOUBLE HEADBOARD | 64 x 11 x 56 | | | | | | | 640 | 675 | 710 |
| 403 SINGLE HEADBOARD | 49 x 11 x 56 | | | | | | | 510 | 535 | 560 |

Tête de lit CATHERINE Headboard

(voir la liste de prix 99905) | (See Price list 99905)


TÊTE DE LIT | HEADBOARD

Option de clous | Nail options



Lit grandeur complète | Complete bed size

| | Large Wide L x P/D x H | Mince Narrow L x P/D x H |
|----------|-----------------------------|-------------------------------|
| K | 87 x 90 x 56 | 87 x 88 x 56 |
| Q | 69 x 90 x 56 | 69 x 88 x 56 |
| D | 64 x 86 x 56 | 64 x 84 x 56 |
| S | 49 x 86 x 56 | 49 x 84 x 56 |




Silver - Copper - Pewter - Brass
1/2" diamètre

Tête de lit avec oreilles | Headboard with wings
400 - 401 - 402 - 403

Base avec contour LARGE 4" | Base with WIDE contour 4"

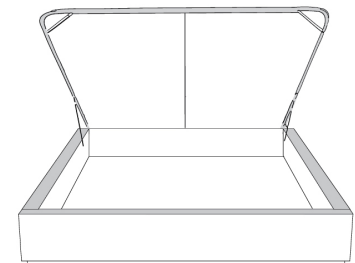
Grandeur | Size King: 87 x 79 x 12 | Queen: 69 x 79 x 12 | Double: 64 x 75 x 12 | Simple/Single: 49 x 75 x 12



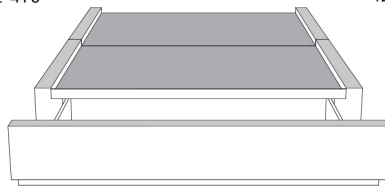
Avec pattes | With Legs
410-411-412-413



Anti-poussière | No Dust
420-421-422-423



Avec rangement | With Storage
430-431-432-433



**Rangement à tiroir frontal
With Front Drawer**
440-441-442
Base lit simple N/D | Single base N/A




**Rangement à tiroir latéraux
With Side Drawers**
450-451 (2 tiroirs | drawers)
452-453 (1 tiroir | drawer)

Base avec contour MINCE 2" | Base with NARROW contour 2"


Grandeur | Size King: 82 x 77 x 12 | Queen: 64 x 77 x 12 | Double: 59 x 73 x 12 | Simple/Single: 44 x 73 x 12

**Avec pattes - Lit réglable
With Legs - Adjustable bed**
560-561-563

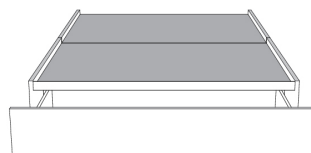
| | King | Queen | Simple Single |
|--|----------|----------|-----------------|
| Lit grandeur complète : Complete Bed Size : | 87x87x56 | 69x87x56 | 49x87x56 |
| Intérieur Inside : | 78x82x12 | 61x82x12 | 40x82x12 |




Avec pattes | With Legs
510-511-512-513



Anti-poussière | No Dust
520-521-522-523



**Rangement à tiroir frontal
With Front Drawer**
540-541-542
Base lit simple N/D | Single base N/A



**Rangement à tiroir latéraux
With Side Drawers**
550-551 (2 tiroirs | drawers)
552-553 (1 tiroir | drawer)

www.jaymar.ca

Les illustrations sont génériques et n'indiquent pas tous les détails de coutures.
The sketches are generic and do not reflect all sewing details.



Lits rembourrés
Upholstered Beds

CDN Price List



Tête de lit avec oreilles
Headboard with wings

CELINE

Headboard WITH WINGS - Choose your bed base - See 99905 BASE C price list.

OPTIONS:

Decorative Nails: MEDIUM ½" nails on front of headboard wing and top of headboard, ADD King \$105, Queen \$100, Double \$95, Simple \$90.
Specify nail colour on your order: BRASS-SILVER-PEWTER or COPPER.

Crystal buttons add: King \$75, Queen \$60, Double \$55 Simple \$40.

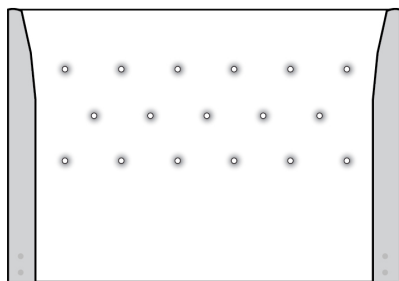
Finished BACK of HEADBOARD add:

- in LEATHER: King \$175, Queen \$145, Double \$135, Single \$105.
- in FABRIC: King \$55, Queen \$50, Double \$45, Single \$35.

| Description | L x D x H | Leather | | | | | | Fabric | | |
|----------------------|-----------|------------|-------------------------------|--|---|----------------------------------|--------------|--------|----------|-----|
| | | 10 Pony | 20 Hugo Madras Softy | 30 Empire Fantasy Illusion Tucson Utah Vintage Yukon | 40 Diamond Elegance Princess Santiago Sensation Sunset Trina Victoria | 50 Bull Cassiope Dublin | 60 Caress | A | B COM | C |
| 400 KING HEADBOARD | 87X11X47 | | | | | | | 680 | 715 | 750 |
| 401 QUEEN HEADBOARD | 69X11X47 | | | | | | | 560 | 585 | 615 |
| 402 DOUBLE HEADBOARD | 64X11X47 | | | | | | | 545 | 565 | 585 |
| 403 SINGLE HEADBOARD | 49X11X47 | | | | | | | 450 | 475 | 510 |

TÊTE DE LIT | HEADBOARD

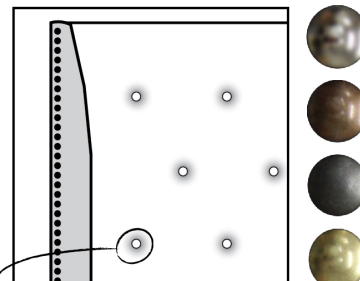
Option de clous | Nail options



Tête de lit avec oreilles | Headboard with wings
400 - 401 - 402 - 403

Lit grandeur complète | Complete bed size

| | Large Wide L x P/D x H | Mince Narrow L x P/D x H |
|----------|-----------------------------|-------------------------------|
| K | 87 x 90 x 47 | 87 x 88 x 47 |
| Q | 69 x 90 x 47 | 69 x 88 x 47 |
| D | 64 x 86 x 47 | 64 x 84 x 47 |
| S | 49 x 86 x 47 | 49 x 84 x 47 |




Option de bouton en cristal sur la tête de lit
Crystal button option on headboard



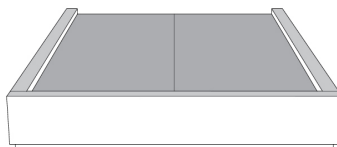
Silver - Copper - Pewter - Brass
1/2" diamètre

Base avec contour LARGE 4" | Base with WIDE contour 4"

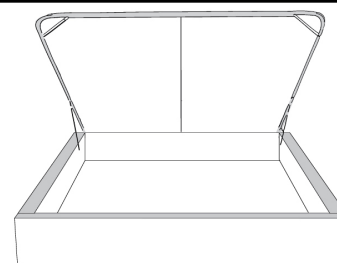
Grandeur | Size King: 87 x 79 x 12 | Queen: 69 x 79 x 12 | Double: 64 x 75 x 12 | Simple/Single: 49 x 75 x 12




Avec pattes | With Legs
410-411-412-413



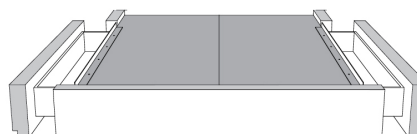
Anti-poussière | No Dust
420-421-422-423



Avec rangement | With Storage
430-431-432-433



**Rangement à tiroir frontal
With Front Drawer**
440-441-442
Base lit simple N/D | Single base N/A




**Rangement à tiroir latéraux
With Side Drawers**
450-451 (2 tiroirs | drawers)
452-453 (1 tiroir | drawer)

Base avec contour MINCE 2" | Base with NARROW contour 2"


Grandeur | Size King: 82 x 77 x 12 | Queen: 64 x 77 x 12 | Double: 59 x 73 x 12 | Simple/Single: 44 x 73 x 12

**Avec pattes - Lit réglable
With Legs - Adjustable bed**
560-561-563

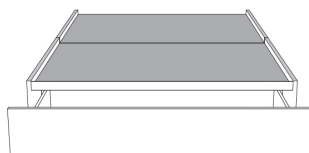
| | King | Queen | Simple Single |
|--|----------|----------|-----------------|
| Lit grandeur complète : Complete Bed Size : | 87x87x47 | 69x87x47 | 49x87x47 |
| Intérieur Inside : | 78x82x12 | 61x82x12 | 40x82x12 |




Avec pattes | With Legs
510-511-512-513



Anti-poussière | No Dust
520-521-522-523



**Rangement à tiroir frontal
With Front Drawer**
540-541-542
Base lit simple N/D | Single base N/A



**Rangement à tiroir latéraux
With Side Drawers**
550-551 (2 tiroirs | drawers)
552-553 (1 tiroir | drawer)

www.jaymar.ca

Les illustrations sont génériques et n'indiquent pas tous les détails de coutures.
The sketches are generic and do not reflect all sewing details.



Lits rembourrés
Upholstered Beds

CDN Price List



CONTEMPO 56" H

Headboard WITH WINGS - Choose your bed base - See 99905 BASE C price list.

OPTIONS:

Decorative Nails: MEDIUM ½" nails on front of headboard wing, ADD \$50.
Specify nail colour on your order: BRASS-SILVER-PEWTER or COPPER.


Finished BACK of HEADBOARD add:

- in LEATHER: King \$175, Queen \$145, Double \$135, Single \$105.
- in FABRIC: King \$55, Queen \$50, Double \$45, Single \$35.

| Description | L x D x H | Leather | | | | | | Fabric | | |
|----------------------|-----------|------------|-------------------------------|--|---|----------------------------------|--------------|--------|----------|-----|
| | | 10 Pony | 20 Hugo Madras Softy | 30 Empire Fantasy Illusion Tucson Utah Vintage Yukon | 40 Diamond Elegance Princess Santiago Sensation Sunset Trina Victoria | 50 Bull Cassiope Dublin | 60 Caress | A | B COM | C |
| 400 KING HEADBOARD | 87X11X56 | 1040 | 1160 | 1275 | 1395 | 1515 | 1625 | 695 | 740 | 785 |
| 401 QUEEN HEADBOARD | 69X11X56 | 905 | 985 | 1070 | 1165 | 1250 | 1340 | 560 | 600 | 645 |
| 402 DOUBLE HEADBOARD | 64X11X56 | 800 | 885 | 975 | 1060 | 1155 | 1240 | 515 | 545 | 575 |
| 403 SINGLE HEADBOARD | 49X11X56 | 665 | 740 | 815 | 895 | 970 | 1045 | 370 | 400 | 425 |

TÊTE DE LIT | HEADBOARD

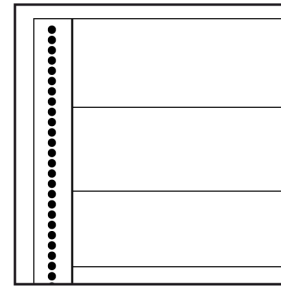
Option de clous | Nail options



Tête de lit avec oreilles | Headboard with wings
400 - 401 - 402 - 403

Lit grandeur complète | Complete bed size


| | Large Wide L x P/D x H | Mince Narrow L x P/D x H |
|----------|-----------------------------|-------------------------------|
| K | 87 x 90 x 56 | 87 x 88 x 56 |
| Q | 69 x 90 x 56 | 69 x 88 x 56 |
| D | 64 x 86 x 56 | 64 x 84 x 56 |
| S | 49 x 86 x 56 | 49 x 84 x 56 |




Silver - Copper - Pewter - Brass
1/2" diamètre

Base avec contour LARGE 4" | Base with WIDE contour 4"

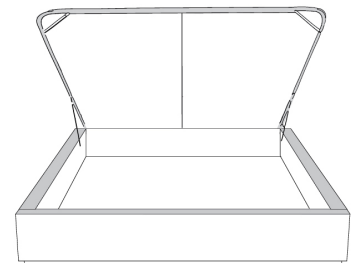
Grandeur | Size King: 87 x 79 x 12 | Queen: 69 x 79 x 12 | Double: 64 x 75 x 12 | Simple/Single: 49 x 75 x 12



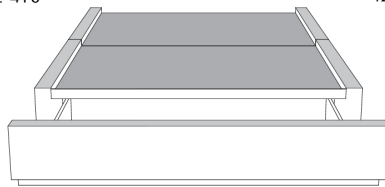
Avec pattes | With Legs
410-411-412-413



Anti-poussière | No Dust
420-421-422-423



Avec rangement | With Storage
430-431-432-433



**Rangement à tiroir frontal
With Front Drawer**
440-441-442
Base lit simple N/D | Single base N/A




**Rangement à tiroir latéraux
With Side Drawers**
450-451 (2 tiroirs | drawers)
452-453 (1 tiroir | drawer)

Base avec contour MINCE 2" | Base with NARROW contour 2"


Grandeur | Size King: 82 x 77 x 12 | Queen: 64 x 77 x 12 | Double: 59 x 73 x 12 | Simple/Single: 44 x 73 x 12

**Avec pattes - Lit réglable
With Legs - Adjustable bed**
560-561-563

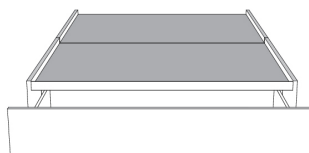
| | King | Queen | Simple Single |
|--|----------|----------|-----------------|
| Lit grandeur complète : Complete Bed Size : | 87x87x56 | 69x87x56 | 49x87x56 |
| Intérieur Inside : | 78x82x12 | 61x82x12 | 40x82x12 |



Avec pattes | With Legs
510-511-512-513



Anti-poussière | No Dust
520-521-522-523



**Rangement à tiroir frontal
With Front Drawer**
540-541-542
Base lit simple N/D | Single base N/A



**Rangement à tiroir latéraux
With Side Drawers**
550-551 (2 tiroirs | drawers)
552-553 (1 tiroir | drawer)

www.jaymar.ca

Les illustrations sont génériques et n'indiquent pas tous les détails de coutures.
The sketches are generic and do not reflect all sewing details.



Lits rembourrés
Upholstered Beds

CDN Price List



DYLAN 44" H

Headboard WITH WINGS - Choose your bed base - See 99905 BASE C price list.

OPTIONS:

Decorative Nails: MEDIUM ½" nails on front of headboard wing, ADD \$45.
Specify nail colour on your order: BRASS-SILVER-PEWTER or COPPER.

Finished BACK of HEADBOARD add:

- in LEATHER: King \$175, Queen \$145, Double \$135, Single \$105.
- in FABRIC: King \$55, Queen \$50, Double \$45, Single \$35.

| Description | L x D x H | Leather | | | | | | Fabric | | |
|----------------------|-----------|------------|-------------------------------|--|---|----------------------------------|--------------|--------|----------|-----|
| | | 10 Pony | 20 Hugo Madras Softy | 30 Empire Fantasy Illusion Tucson Utah Vintage Yukon | 40 Diamond Elegance Princess Santiago Sensation Sunset Trina Victoria | 50 Bull Cassiope Dublin | 60 Caress | A | B COM | C |
| 400 KING HEADBOARD | 87X11X44 | 940 | 1030 | 1135 | 1235 | 1335 | 1435 | 630 | 670 | 705 |
| 401 QUEEN HEADBOARD | 69X11X44 | 785 | 865 | 955 | 1030 | 1115 | 1200 | 510 | 535 | 560 |
| 402 DOUBLE HEADBOARD | 64X11X44 | 705 | 780 | 850 | 940 | 1010 | 1090 | 455 | 480 | 515 |
| 403 SINGLE HEADBOARD | 49X11X44 | 555 | 625 | 700 | 770 | 835 | 915 | 305 | 325 | 355 |

TÊTE DE LIT | HEADBOARD

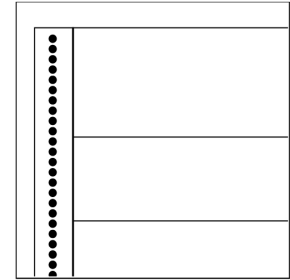
Option de clous | Nail options



Tête de lit avec oreilles | Headboard with wings
400 - 401 - 402 - 403

Lit grandeur complète | Complete bed size


| | Large Wide L x P/D x H | Mince Narrow L x P/D x H |
|----------|-----------------------------|-------------------------------|
| K | 87 x 90 x 44 | 87 x 88 x 44 |
| Q | 69 x 90 x 44 | 69 x 88 x 44 |
| D | 64 x 86 x 44 | 64 x 84 x 44 |
| S | 49 x 86 x 44 | 49 x 84 x 44 |



Silver - Copper - Pewter - Brass
1/2" diamètre

Base avec contour LARGE 4" | Base with WIDE contour 4"

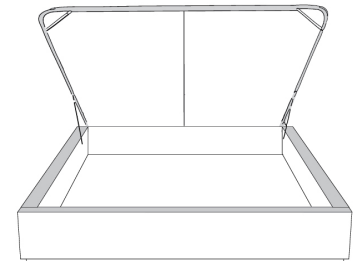
Grandeur | Size King: 87 x 79 x 12 | Queen: 69 x 79 x 12 | Double: 64 x 75 x 12 | Simple/Single: 49 x 75 x 12




Avec pattes | With Legs
410-411-412-413



Anti-poussière | No Dust
420-421-422-423



Avec rangement | With Storage
430-431-432-433



**Rangement à tiroir frontal
With Front Drawer**
440-441-442
Base lit simple N/D | Single base N/A



**Rangement à tiroir latéraux
With Side Drawers**
450-451 (2 tiroirs | drawers)
452-453 (1 tiroir | drawer)

Base avec contour MINCE 2" | Base with NARROW contour 2"


Grandeur | Size King: 82 x 77 x 12 | Queen: 64 x 77 x 12 | Double: 59 x 73 x 12 | Simple/Single: 44 x 73 x 12

**Avec pattes - Lit réglable
With Legs - Adjustable bed**
560-561-563

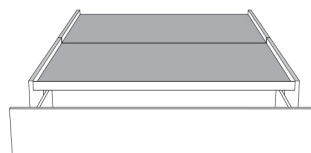
| | King | Queen | Simple Single |
|--|----------|----------|-----------------|
| Lit grandeur complète : Complete Bed Size : | 87x87x44 | 69x87x44 | 49x87x44 |
| Intérieur Inside : | 78x82x12 | 61x82x12 | 40x82x12 |




Avec pattes | With Legs
510-511-512-513



Anti-poussière | No Dust
520-521-522-523



**Rangement à tiroir frontal
With Front Drawer**
540-541-542
Base lit simple N/D | Single base N/A



**Rangement à tiroir latéraux
With Side Drawers**
550-551 (2 tiroirs | drawers)
552-553 (1 tiroir | drawer)

www.jaymar.ca

Les illustrations sont génériques et n'indiquent pas tous les détails de coutures.
The sketches are generic and do not reflect all sewing details.



Lits rembourrés
Upholstered Beds

CDN Price List



FELICITY

Headboard WITH WINGS - Choose your bed base - See 99905 BASE C price list.

OPTIONS:

Decorative Nails: MEDIUM ½" nails on front of headboard wing, ADD \$65.
Specify nail colour on your order: BRASS-SILVER-PEWTER or COPPER.

Finished BACK of HEADBOARD add:

In FABRIC: King \$55, Queen \$50, Double \$45, Single \$35.

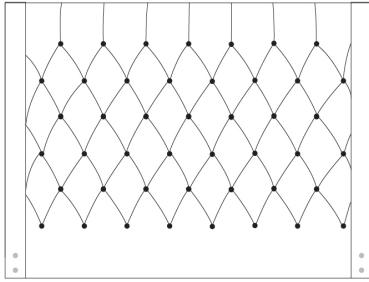
| Description | L x D x H | Leather | | | | | | Fabric | | |
|----------------------|--------------|------------|-------------------------------|--|---|----------------------------------|--------------|--------|----------|-----|
| | | 10 Pony | 20 Hugo Madras Softy | 30 Empire Fantasy Illusion Tucson Utah Vintage Yukon | 40 Diamond Elegance Princess Santiago Sensation Sunset Trina Victoria | 50 Bull Cassiope Dublin | 60 Caress | A | B COM | C |
| 400 KING HEADBOARD | 87 x 11 x 62 | | | | | | | 820 | 865 | 920 |
| 401 QUEEN HEADBOARD | 69 x 11 x 62 | | | | | | | 700 | 740 | 780 |
| 402 DOUBLE HEADBOARD | 64 x 11 x 62 | | | | | | | 640 | 675 | 710 |
| 403 SINGLE HEADBOARD | 49 x 11 x 62 | | | | | | | 510 | 535 | 560 |

Tête de lit **FELICITY** Headboard

(voir la liste de prix 99905) | (See Price list 99905)

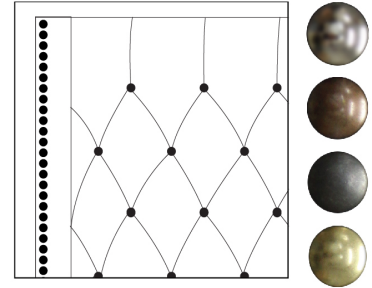
TÊTE DE LIT | HEADBOARD

Option de clous | Nail options



Lit grandeur complète | Complete bed size

| | Large Wide L x P/D x H | Mince Narrow L x P/D x H |
|----------|-----------------------------|-------------------------------|
| K | 87 x 90 x 62 | 87 x 88 x 62 |
| Q | 69 x 90 x 62 | 69 x 88 x 62 |
| D | 64 x 86 x 62 | 64 x 84 x 62 |
| S | 49 x 86 x 62 | 49 x 84 x 62 |




Silver - Copper - Pewter - Brass
1/2" diamètre

Tête de lit avec oreilles | Headboard with wings
400 - 401 - 402 - 403

Base avec contour LARGE 4" | Base with WIDE contour 4"

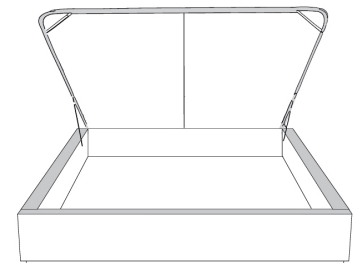
Grandeur | Size King: 87 x 79 x 12 | Queen: 69 x 79 x 12 | Double: 64 x 75 x 12 | Simple/Single: 49 x 75 x 12



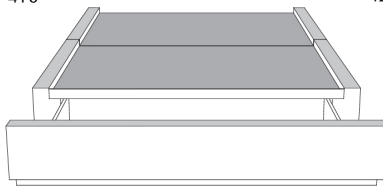
Avec pattes | With Legs
410-411-412-413



Anti-poussière | No Dust
420-421-422-423



Avec rangement | With Storage
430-431-432-433



**Rangement à tiroir frontal
With Front Drawer**
440-441-442
Base lit simple N/D | Single base N/A




**Rangement à tiroir latéraux
With Side Drawers**
450-451 (2 tiroirs | drawers)
452-453 (1 tiroir | drawer)

Base avec contour MINCE 2" | Base with NARROW contour 2"


Grandeur | Size King: 82 x 77 x 12 | Queen: 64 x 77 x 12 | Double: 59 x 73 x 12 | Simple/Single: 44 x 73 x 12

**Avec pattes - Lit réglable
With Legs - Adjustable bed**
560-561-563

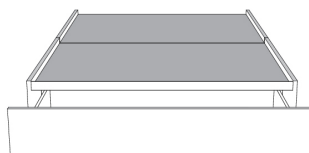
| | King | Queen | Simple Single |
|--|----------|----------|-----------------|
| Lit grandeur complète : Complete Bed Size : | 87x87x62 | 69x87x62 | 49x87x62 |
| Intérieur Inside : | 78x82x12 | 61x82x12 | 40x82x12 |




Avec pattes | With Legs
510-511-512-513



Anti-poussière | No Dust
520-521-522-523



**Rangement à tiroir frontal
With Front Drawer**
540-541-542
Base lit simple N/D | Single base N/A



**Rangement à tiroir latéraux
With Side Drawers**
550-551 (2 tiroirs | drawers)
552-553 (1 tiroir | drawer)

www.jaymar.ca

Les illustrations sont génériques et n'indiquent pas tous les détails de coutures.
The sketches are generic and do not reflect all sewing details.



Lits rembourrés
Upholstered Beds

CDN Price List



ISABELLE

Headboard WITH WINGS. Choose your bed base - See 99905 BASE C price list.

OPTIONS:

Decorative Nails: LARGE 7/8" nails on OUTER contour of headboard wings ADD \$55.

Specify nail colour: BRASS - SILVER - PEWTER or COPPER.

Finished BACK of HEADBOARD add:

In FABRIC: King \$55, Queen \$50, Double \$45, Single \$35.

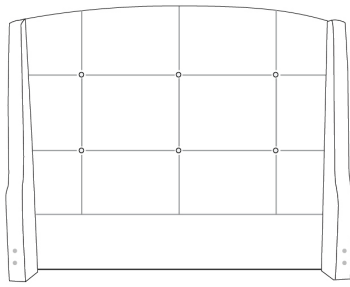
| Description | L x D x H | Leather | | | | | | Fabric | | |
|----------------------|-----------|------------|-------------------------------|--|---|----------------------------------|--------------|--------|----------|-----|
| | | 10 Pony | 20 Hugo Madras Softy | 30 Empire Fantasy Illusion Tucson Utah Vintage Yukon | 40 Diamond Elegance Princess Santiago Sensation Sunset Trina Victoria | 50 Bull Cassiope Dublin | 60 Caress | A | B COM | C |
| 400 KING HEADBOARD | 87X11X56 | | | | | | | 820 | 865 | 920 |
| 401 QUEEN HEADBOARD | 69X11X56 | | | | | | | 700 | 740 | 780 |
| 402 DOUBLE HEADBOARD | 64X11X56 | | | | | | | 640 | 675 | 710 |
| 403 SINGLE HEADBOARD | 49X11X56 | | | | | | | 510 | 535 | 560 |

Tête de lit **ISABELLE** Headboard

(voir la liste de prix 99905) | (See Price list 99905)

TÊTE DE LIT | HEADBOARD

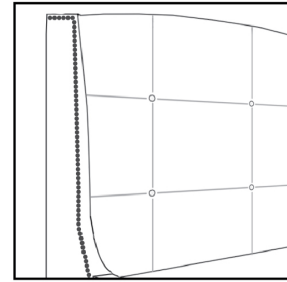
Option de clous | Nail options



Tête de lit avec oreilles | Headboard with wings
400 - 401 - 402 - 403

Lit grandeur complète | Complete bed size


| | Large Wide L x P/D x H | Mince Narrow L x P/D x H |
|----------|-----------------------------|-------------------------------|
| K | 87 x 90 x 56 | 87 x 88 x 56 |
| Q | 69 x 90 x 56 | 69 x 88 x 56 |
| D | 64 x 86 x 56 | 64 x 84 x 56 |
| S | 49 x 86 x 56 | 49 x 84 x 56 |




Silver - Copper - Pewter - Brass
7/8" diamètre

Base avec contour LARGE 4" | Base with WIDE contour 4"

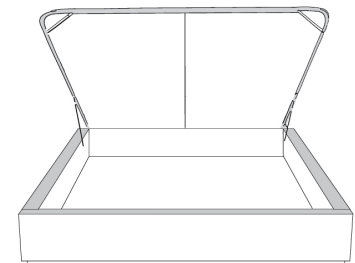
Grandeur | Size King: 87 x 79 x 12 | Queen: 69 x 79 x 12 | Double: 64 x 75 x 12 | Simple/Single: 49 x 75 x 12



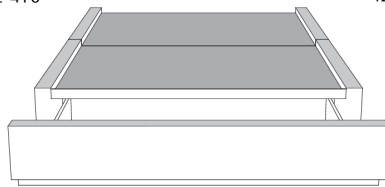
Avec pattes | With Legs
410-411-412-413



Anti-poussière | No Dust
420-421-422-423



Avec rangement | With Storage
430-431-432-433



**Rangement à tiroir frontal
With Front Drawer**
440-441-442
Base lit simple N/D | Single base N/A




**Rangement à tiroir latéraux
With Side Drawers**
450-451 (2 tiroirs | drawers)
452-453 (1 tiroir | drawer)

Base avec contour MINCE 2" | Base with NARROW contour 2"


Grandeur | Size King: 82 x 77 x 12 | Queen: 64 x 77 x 12 | Double: 59 x 73 x 12 | Simple/Single: 44 x 73 x 12

**Avec pattes - Lit réglable
With Legs - Adjustable bed**
560-561-563

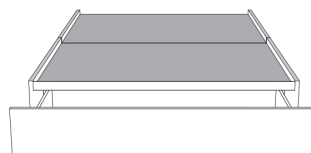
| | King | Queen | Simple Single |
|--|----------|----------|-----------------|
| Lit grandeur complète : Complete Bed Size : | 87x87x56 | 69x87x56 | 49x87x56 |
| Intérieur Inside : | 78x82x12 | 61x82x12 | 40x82x12 |




Avec pattes | With Legs
510-511-512-513



Anti-poussière | No Dust
520-521-522-523



**Rangement à tiroir frontal
With Front Drawer**
540-541-542
Base lit simple N/D | Single base N/A



**Rangement à tiroir latéraux
With Side Drawers**
550-551 (2 tiroirs | drawers)
552-553 (1 tiroir | drawer)

www.jaymar.ca

Les illustrations sont génériques et n'indiquent pas tous les détails de coutures.
The sketches are generic and do not reflect all sewing details.



Lits rembourrés
Upholstered Beds

CDN Price List



JESSICA

Headboard with NO wings - CHOOSE your BED BASE - See 99900 BASE L price list.

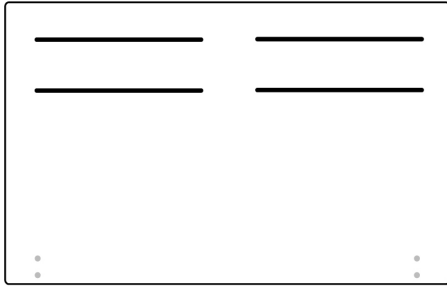
Finished BACK of HEADBOARD add:

- in LEATHER: King \$175, Queen \$145, Double \$135, Single \$105.

- in FABRIC: King \$55, Queen \$50, Double \$45, Single \$35.

| Description | L x D x H | Leather | | | | | | Fabric | | |
|----------------------|-----------|------------|-------------------------------|--|---|----------------------------------|--------------|--------|----------|-----|
| | | 10 Pony | 20 Hugo Madras Softy | 30 Empire Fantasy Illusion Tucson Utah Vintage Yukon | 40 Diamond Elegance Princess Santiago Sensation Sunset Trina Victoria | 50 Bull Cassiope Dublin | 60 Caress | A | B COM | C |
| 400 KING HEADBOARD | 87X4X49 | 715 | 815 | 920 | 1020 | 1120 | 1220 | 435 | 475 | 525 |
| 401 QUEEN HEADBOARD | 69X4X49 | 645 | 735 | 815 | 900 | 985 | 1060 | 370 | 400 | 430 |
| 402 DOUBLE HEADBOARD | 64X4X49 | 590 | 675 | 755 | 830 | 915 | 990 | 350 | 375 | 400 |
| 403 SINGLE HEADBOARD | 49X4X49 | 545 | 615 | 685 | 760 | 830 | 910 | 285 | 305 | 320 |

TÊTE DE LIT | HEADBOARD




Tête de lit sans oreilles | Headboard without wings
400 - 401 - 402 - 403

Lit grandeur complète | Complete bed size


| | Large Wide L x P/D x H | Mince Narrow L x P/D x H |
|----------|-----------------------------|-------------------------------|
| K | 87 x 90 x 49 | 87 x 88 x 49 |
| Q | 69 x 90 x 49 | 69 x 88 x 49 |
| D | 64 x 86 x 49 | 64 x 84 x 49 |
| S | 49 x 86 x 49 | 49 x 84 x 49 |

Base avec contour LARGE 4" | Base with WIDE contour 4"

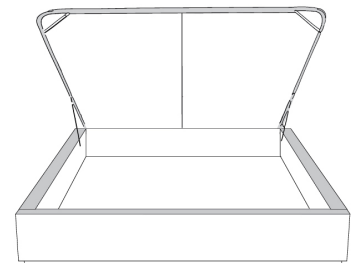
Grandeur | Size King: 87 x 86 x 12 | Queen: 69 x 86 x 12 | Double: 64 x 82 x 12 | Simple/Single: 49 x 82 x 12



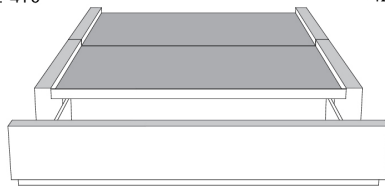
Avec pattes | With Legs
410-411-412-413



Anti-poussière | No Dust
420-421-422-423



Avec rangement | With Storage
430-431-432-433



**Rangement à tiroir frontal
With Front Drawer**
440-441-442
Base lit simple N/D | Single base N/A




**Rangement à tiroir latéraux
With Side Drawers**
450-451 (2 tiroirs | drawers)
452-453 (1 tiroir | drawer)

Base avec contour MINCE 2" | Base with NARROW contour 2"


Grandeur | Size King: 82 x 84 x 12 | Queen: 64 x 84 x 12 | Double: 59 x 80 x 12 | Simple/Single: 44 x 80 x 12

**Avec pattes - Lit réglable
With Legs - Adjustable bed**
560-561-563

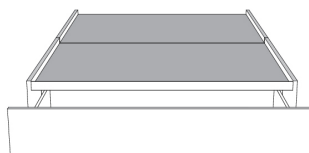
| | King | Queen | Simple Single |
|--|----------|----------|-----------------|
| Lit grandeur complète : Complete Bed Size : | 87x88x49 | 69x88x49 | 49x88x49 |
| Intérieur Inside : | 78x82x12 | 61x82x12 | 40x82x12 |




Avec pattes | With Legs
510-511-512-513



Anti-poussière | No Dust
520-521-522-523



**Rangement à tiroir frontal
With Front Drawer**
540-541-542
Base lit simple N/D | Single base N/A



**Rangement à tiroir latéraux
With Side Drawers**
550-551 (2 tiroirs | drawers)
552-553 (1 tiroir | drawer)

www.jaymar.ca

Les illustrations sont génériques et n'indiquent pas tous les détails de coutures.
The sketches are generic and do not reflect all sewing details.



Lits rembourrés
Upholstered Beds

CDN Price List



KIANA

*Headboard WITH NARROW WINGS - See 99905 BASE C price list under .NARROW bed bases.

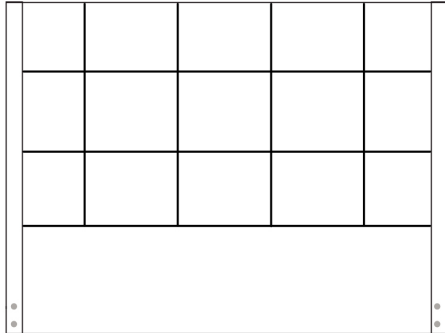
*NOTE: This headboard is only available with the NARROW contour bed bases (excludes the narrow base with legs for "Adjustable" beds).

Finished BACK of HEADBOARD add:

In FABRIC: King \$55, Queen \$50, Double \$45, Single \$35.

| Description | L x D x H | Leather | | | | | | Fabric | | |
|----------------------|-----------|------------|-------------------------------|--|---|----------------------------------|--------------|--------|----------|-----|
| | | 10 Pony | 20 Hugo Madras Softy | 30 Empire Fantasy Illusion Tucson Utah Vintage Yukon | 40 Diamond Elegance Princess Santiago Sensation Sunset Trina Victoria | 50 Bull Cassiope Dublin | 60 Caress | A | B COM | C |
| 400 KING HEADBOARD | 82x11x65 | | | | | | | 820 | 865 | 915 |
| 401 QUEEN HEADBOARD | 64x11x65 | | | | | | | 700 | 740 | 780 |
| 402 DOUBLE HEADBOARD | 59x11x65 | | | | | | | 640 | 675 | 710 |
| 403 SINGLE HEADBOARD | 44x11x65 | | | | | | | 510 | 535 | 560 |

TÊTE DE LIT | HEADBOARD



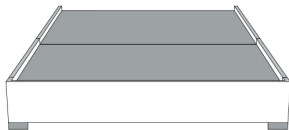
Tête de lit avec oreilles
Headboard with wings
400 - 401 - 402 - 403

Lit grandeur complète | Complete bed size


| | Mince Narrow <i>L x P/D x H</i> |
|------------------------|---|
| King | 82 x 88 x 65 |
| Queen | 64 x 88 x 65 |
| Double | 59 x 84 x 65 |
| Simple / Single | 44 x 84 x 65 |

Base avec contour MINCE | Base with NARROW contour

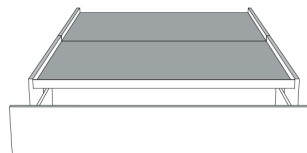
Grandeur | Size King: 82 x 77 x 12 | Queen: 64 x 77 x 12 | Double: 59 x 73 x 12 | Simple/Single: 44 x 73 x 12



Avec pattes | With Legs
510-511-512-513



Anti-poussière | No Dust
520-521-522-523



**Rangement à tiroir frontal
With Front Drawer**
540-541-542
Base lit simple N/D | Single base N/A



**Rangement à tiroir latéraux
With Side Drawers**
550-551 (2 tiroirs | drawers)
552-553 (1 tiroir | drawer)



Lits rembourrés
Upholstered Beds

CDN Price List



LINE

Headboard WITH WINGS. Choose your bed base - See 99905 B ASE C price list.

OPTIONS:

Decorative Nails: MEDIUM 1/2" nails on OUTER front of wings & TOP of headboard. ADD King \$105, Queen \$100, Double \$95, Simple \$90.
SPECIFY nail colour: BRASS - SILVER - PEWTER or COPPER.


Finished BACK of HEADBOARD add:

- in LEATHER: King \$175, Queen \$145, Double \$135, Single \$105.
- in FABRIC: King \$55, Queen \$50, Double \$45, Single \$35.

| Description | L x D x H | Leather | | | | | | Fabric | | |
|----------------------|-----------|------------|-------------------------------|--|---|----------------------------------|--------------|--------|----------|-----|
| | | 10 Pony | 20 Hugo Madras Softy | 30 Empire Fantasy Illusion Tucson Utah Vintage Yukon | 40 Diamond Elegance Princess Santiago Sensation Sunset Trina Victoria | 50 Bull Cassiope Dublin | 60 Caress | A | B COM | C |
| 400 KING HEADBOARD | 87X11X47 | 1040 | 1160 | 1275 | 1395 | 1515 | 1625 | 695 | 740 | 785 |
| 401 QUEEN HEADBOARD | 69X11X47 | 905 | 985 | 1070 | 1165 | 1250 | 1340 | 560 | 600 | 645 |
| 402 DOUBLE HEADBOARD | 64X11X47 | 800 | 885 | 975 | 1060 | 1155 | 1240 | 515 | 545 | 575 |
| 403 SINGLE HEADBOARD | 49X11X47 | 665 | 740 | 815 | 895 | 970 | 1045 | 370 | 400 | 425 |

TÊTE DE LIT | HEADBOARD

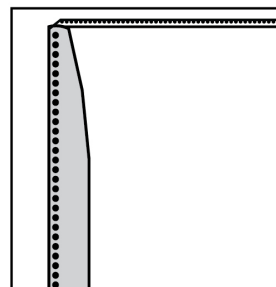
Option de clous | Nail options



Tête de lit avec oreilles | Headboard with wings
400 - 401 - 402 - 403

Lit grandeur complète | Complete bed size

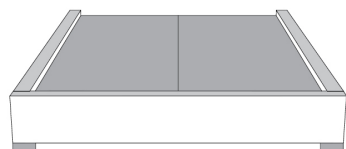
| | Large Wide L x P/D x H | Mince Narrow L x P/D x H |
|----------|-----------------------------|-------------------------------|
| K | 87 x 90 x 47 | 87 x 88 x 47 |
| Q | 69 x 90 x 47 | 69 x 88 x 47 |
| D | 64 x 86 x 47 | 64 x 84 x 47 |
| S | 49 x 86 x 47 | 49 x 84 x 47 |



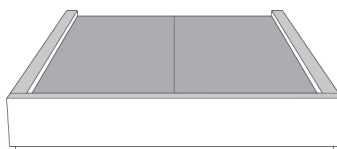
Silver - Copper - Pewter - Brass
1/2" diamètre

Base avec contour LARGE 4" | Base with WIDE contour 4"

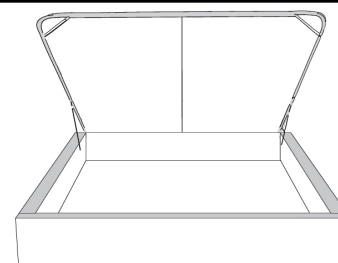
Grandeur | Size King: 87 x 79 x 12 | Queen: 69 x 79 x 12 | Double: 64 x 75 x 12 | Simple/Single: 49 x 75 x 12



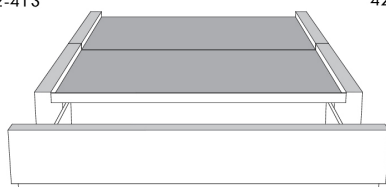
Avec pattes | With Legs
410-411-412-413



Anti-poussière | No Dust
420-421-422-423



Avec rangement | With Storage
430-431-432-433




**Rangement à tiroir frontal
With Front Drawer**
440-441-442
Base lit simple N/D | Single base N/A



**Rangement à tiroir latéraux
With Side Drawers**
450-451 (2 tiroirs | drawers)
452-453 (1 tiroir | drawer)


Base avec contour MINCE 2" | Base with NARROW contour 2"

Grandeur | Size King: 82 x 77 x 12 | Queen: 64 x 77 x 12 | Double: 59 x 73 x 12 | Simple/Single: 44 x 73 x 12




**Avec pattes - Lit réglable
With Legs - Adjustable bed**
560-561-563

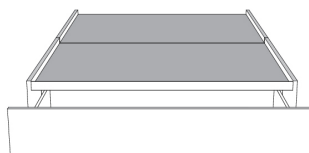
| | King | Queen | Simple Single |
|--|----------|----------|-----------------|
| Lit grandeur complète : Complete Bed Size : | 87x87x47 | 69x87x47 | 49x87x47 |
| Intérieur Inside : | 78x82x12 | 61x82x12 | 40x82x12 |




Avec pattes | With Legs
510-511-512-513



Anti-poussière | No Dust
520-521-522-523



**Rangement à tiroir frontal
With Front Drawer**
540-541-542
Base lit simple N/D | Single base N/A



**Rangement à tiroir latéraux
With Side Drawers**
550-551 (2 tiroirs | drawers)
552-553 (1 tiroir | drawer)

www.jaymar.ca

Les illustrations sont génériques et n'indiquent pas tous les détails de coutures.
The sketches are generic and do not reflect all sewing details.



Lits rembourrés
Upholstered Beds

CDN Price List



MARIANNE

Headboard WITH WINGS - Choose your bed base - See 99905 BASE C price list.

OPTIONS:

Decorative Nails: MEDIUM ½" nails on front of headboard wing, ADD \$50.

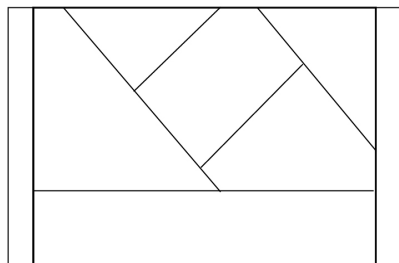
Specify nail colour on your order: BRASS-SILVER-PEWTER or COPPER.

Finished BACK of HEADBOARD add:

- in FABRIC: King \$55, Queen \$50, Double \$45, Single \$35.

| Description | L x D x H | Leather | | | | | | Fabric | | |
|----------------------|-----------|------------|-------------------------------|--|---|----------------------------------|--------------|--------|----------|-----|
| | | 10 Pony | 20 Hugo Madras Softy | 30 Empire Fantasy Illusion Tucson Utah Vintage Yukon | 40 Diamond Elegance Princess Santiago Sensation Sunset Trina Victoria | 50 Bull Cassiope Dublin | 60 Caress | A | B COM | C |
| 400 KING HEADBOARD | 87x11x56 | | | | | | | 695 | 740 | 785 |
| 401 QUEEN HEADBOARD | 69x11x56 | | | | | | | 560 | 600 | 645 |
| 402 DOUBLE HEADBOARD | 64x11x56 | | | | | | | 515 | 545 | 575 |
| 403 SINGLE HEADBOARD | 49x11x56 | | | | | | | 370 | 400 | 425 |

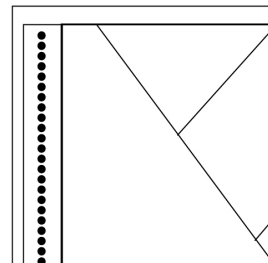
TÊTE DE LIT | HEADBOARD



Tête de lit avec oreilles | Headboard with wings
400 - 401 - 402 - 403

Lit grandeur complète | Complete bed size

| | Large Wide L x P/D x H | Mince Narrow L x P/D x H |
|----------|-----------------------------|-------------------------------|
| K | 87 x 90 x 56 | 87 x 88 x 56 |
| Q | 69 x 90 x 56 | 69 x 88 x 56 |
| D | 64 x 86 x 56 | 64 x 84 x 56 |
| S | 49 x 86 x 56 | 49 x 84 x 56 |

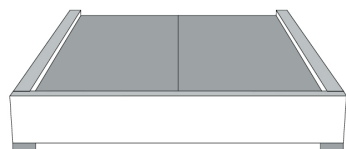


Silver - Copper - Pewter - Brass
1/2" diamètre

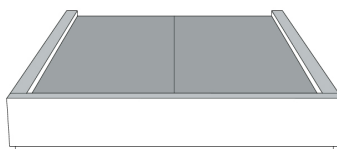


Base avec contour LARGE 4" | Base with WIDE contour 4"

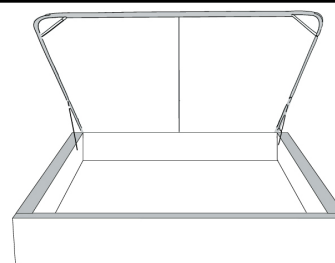
Grandeur | Size King: 87 x 86 x 12 | Queen: 69 x 86 x 12 | Double: 64 x 82 x 12 | Simple/Single: 49 x 82 x 12



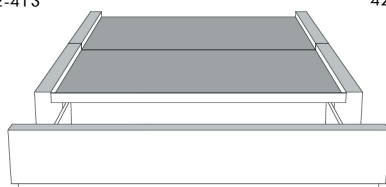
Avec pattes | With Legs
410-411-412-413



Anti-poussière | No Dust
420-421-422-423



Avec rangement | With Storage
430-431-432-433



**Rangement à tiroir frontal
With Front Drawer**
440-441-442
Base lit simple N/D | Single base N/A



**Rangement à tiroir latéraux
With Side Drawers**
450-451 (2 tiroirs | drawers)
452-453 (1 tiroir | drawer)

Base avec contour MINCE 2" | Base with NARROW contour 2"

Grandeur | Size King: 82 x 77 x 12 | Queen: 64 x 77 x 12 | Double: 59 x 73 x 12 | Simple/Single: 44 x 73 x 12

Avec pattes en bois - Lit réglable
With wood legs - Adjustable bed
560-561-563

| | King | Queen | Simple Single |
|--|----------|----------|-----------------|
| Lit grandeur complète : Complete Bed Size : | 87x87x56 | 69x87x56 | 49x87x56 |
| Intérieur Inside : | 78x82x12 | 61x82x12 | 40x82x12 |




Avec pattes | With Legs
510-511-512-513



Anti-poussière | No Dust
520-521-522-523



**Rangement à tiroir frontal
With Front Drawer**
540-541-542
Base lit simple N/D | Single base N/A



**Rangement à tiroir latéraux
With Side Drawers**
550-551 (2 tiroirs | drawers)
552-553 (1 tiroir | drawer)

www.jaymar.ca

Les illustrations sont génériques et n'indiquent pas tous les détails de coutures.
The sketches are generic and do not reflect all sewing details.

R: 2019-10



Lits rembourrés
Upholstered Beds

CDN Price List



MARILOU

Headboard WITH WINGS. Choose your bed base - see 99905 BASE C price list.

OPTIONS:

Decorative Nails: Large 7/8" nails on OUTER wing contour of headboard . ADD \$45.

Specify nail colour on your order: BRASS-SILVER-PEWTER or COPPER.

Finished BACK of HEADBOARD add:

In FABRIC: King \$55, Queen \$50, Double \$45, Single \$35.

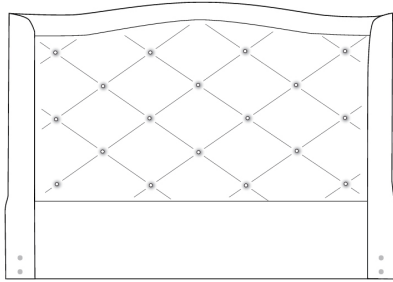
| Description | L x D x H | Leather | | | | | | Fabric | | |
|----------------------|--------------|------------|-------------------------------|--|---|----------------------------------|--------------|--------|----------|-----|
| | | 10 Pony | 20 Hugo Madras Softy | 30 Empire Fantasy Illusion Tucson Utah Vintage Yukon | 40 Diamond Elegance Princess Santiago Sensation Sunset Trina Victoria | 50 Bull Cassiope Dublin | 60 Caress | A | B COM | C |
| 400 KING HEADBOARD | 87 x 11 x 58 | | | | | | | 820 | 865 | 920 |
| 401 QUEEN HEADBOARD | 69 x 11 x 58 | | | | | | | 700 | 740 | 780 |
| 402 DOUBLE HEADBOARD | 64 x 11 x 58 | | | | | | | 640 | 675 | 710 |
| 403 SINGLE HEADBOARD | 49 x 11 x 58 | | | | | | | 510 | 535 | 560 |

Tête de lit **MARILOU** Headboard

(voir la liste de prix 99905) | (See Price list 99905)

TÊTE DE LIT | HEADBOARD

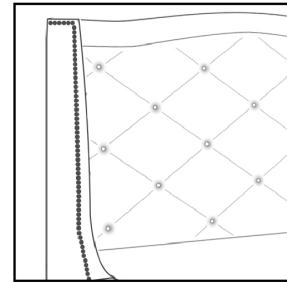
Option de clous | Nail options



Tête de lit avec oreilles | Headboard with wings
400 - 401 - 402 - 403

Lit grandeur complète | Complete bed size

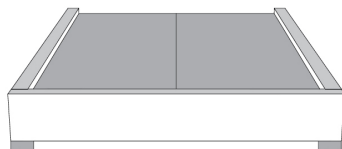
| | Large Wide L x P/D x H | Mince Narrow L x P/D x H |
|----------|-----------------------------|-------------------------------|
| K | 87 x 90 x 58 | 87 x 88 x 58 |
| Q | 69 x 90 x 58 | 69 x 88 x 58 |
| D | 64 x 86 x 58 | 64 x 84 x 58 |
| S | 49 x 86 x 58 | 49 x 84 x 58 |




Silver - Copper - Pewter - Brass
7/8" diamètre

Base avec contour LARGE 4" | Base with WIDE contour 4"

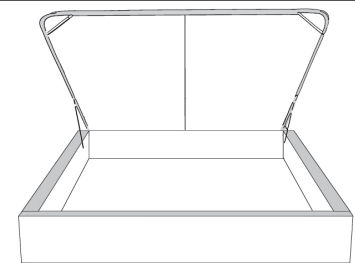
Grandeur | Size King: 87 x 79 x 12 | Queen: 69 x 79 x 12 | Double: 64 x 75 x 12 | Simple/Single: 49 x 75 x 12



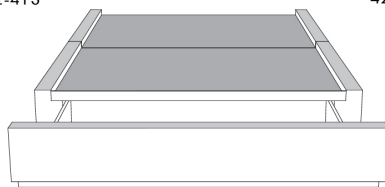
Avec pattes | With Legs
410-411-412-413



Anti-poussière | No Dust
420-421-422-423



Avec rangement | With Storage
430-431-432-433



**Rangement à tiroir frontal
With Front Drawer**
440-441-442
Base lit simple N/D | Single base N/A




**Rangement à tiroir latéraux
With Side Drawers**
450-451 (2 tiroirs | drawers)
452-453 (1 tiroir | drawer)

Base avec contour MINCE 2" | Base with NARROW contour 2"


Grandeur | Size King: 82 x 77 x 12 | Queen: 64 x 77 x 12 | Double: 59 x 73 x 12 | Simple/Single: 44 x 73 x 12

**Avec pattes - Lit réglable
With Legs - Adjustable bed**
560-561-563

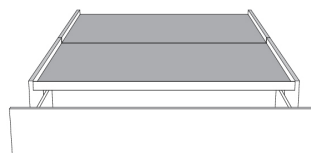
| | King | Queen | Simple Single |
|--|----------|----------|-----------------|
| Lit grandeur complète : Complete Bed Size : | 87x87x58 | 69x87x58 | 49x87x58 |
| Intérieur Inside : | 78x82x12 | 61x82x12 | 40x82x12 |



Avec pattes | With Legs
510-511-512-513



Anti-poussière | No Dust
520-521-522-523



**Rangement à tiroir frontal
With Front Drawer**
540-541-542
Base lit simple N/D | Single base N/A



**Rangement à tiroir latéraux
With Side Drawers**
550-551 (2 tiroirs | drawers)
552-553 (1 tiroir | drawer)

www.jaymar.ca

Les illustrations sont génériques et n'indiquent pas tous les détails de coutures.
The sketches are generic and do not reflect all sewing details.



Lits rembourrés
Upholstered Beds

CDN Price List

Tête de lit **sans** oreilles
Headboard **without** wings

MAXIM

Headboard with NO wings - Choose your bed base - See 99900 BASE L price list.

OPTIONS:

Crystal buttons add: King \$75, Queen \$60, Double \$55 Simple \$40.

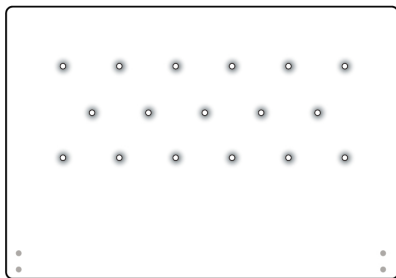
Finished BACK of HEADBOARD add:

- in FABRIC: King \$55, Queen \$50, Double \$45, Single \$35.

| Description | L x D x H | Leather | | | | | | Fabric | | |
|----------------------|-----------|------------|-------------------------------|--|---|----------------------------------|--------------|--------|----------|-----|
| | | 10 Pony | 20 Hugo Madras Softy | 30 Empire Fantasy Illusion Tucson Utah Vintage Yukon | 40 Diamond Elegance Princess Santiago Sensation Sunset Trina Victoria | 50 Bull Cassiope Dublin | 60 Caress | A | B COM | C |
| 400 KING HEADBOARD | 87x4x46 | | | | | | | 435 | 475 | 515 |
| 401 QUEEN HEADBOARD | 69x4x46 | | | | | | | 370 | 405 | 435 |
| 402 DOUBLE HEADBOARD | 64x4x46 | | | | | | | 350 | 375 | 405 |
| 403 SINGLE HEADBOARD | 49x4x46 | | | | | | | 285 | 305 | 325 |

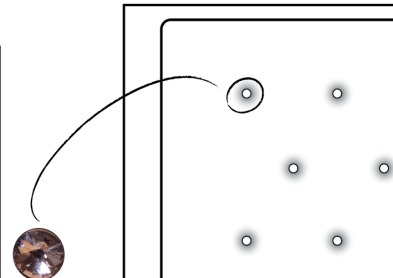
TÊTE DE LIT | HEADBOARD

Option de clous | Nail options



Lit grandeur complète | Complete bed size

| | Large Wide L x P/D x H | Mince Narrow L x P/D x H |
|----------|-----------------------------|-------------------------------|
| K | 87 x 90 x 46 | 87 x 88 x 46 |
| Q | 69 x 90 x 46 | 69 x 88 x 46 |
| D | 64 x 86 x 46 | 64 x 84 x 46 |
| S | 49 x 86 x 46 | 49 x 84 x 46 |

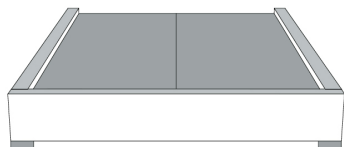


Tête de lit avec oreilles | Headboard with wings
400 - 401 - 402 - 403

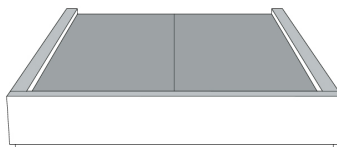
Option de bouton en cristal sur la tête de lit
Crystal button option on headboard

Base avec contour LARGE 4" | Base with WIDE contour 4"

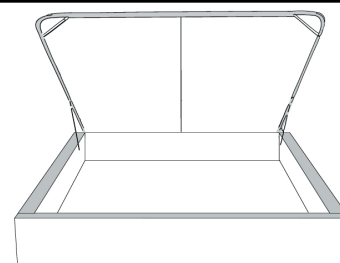
Grandeur | Size King: 87 x 86 x 12 | Queen: 69 x 86 x 12 | Double: 64 x 82 x 12 | Simple/Single: 49 x 82 x 12



Avec pattes | With Legs
410-411-412-413



Anti-poussière | No Dust
420-421-422-423



Avec rangement | With Storage
430-431-432-433



**Rangement à tiroir frontal
With Front Drawer**
440-441-442
Base lit simple N/D | Single base N/A



**Rangement à tiroir latéraux
With Side Drawers**
450-451 (2 tiroirs | drawers)
452-453 (1 tiroir | drawer)

Base avec contour MINCE 2" | Base with NARROW contour 2"

Grandeur | Size King: 82 x 84 x 12 | Queen: 64 x 84 x 12 | Double: 59 x 80 x 12 | Simple/Single: 44 x 80 x 12

Avec pattes de bois - Lit réglable
With wood legs - Adjustable bed
560-561-563

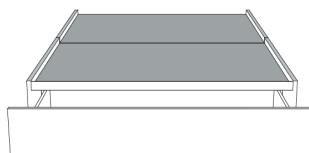
| | King | Queen | Simple Single |
|--|----------|----------|-----------------|
| Lit grandeur complète : Complete Bed Size : | 87x88x47 | 69x88x47 | 49x88x47 |
| Intérieur Inside : | 78x82x12 | 61x82x12 | 40x82x12 |



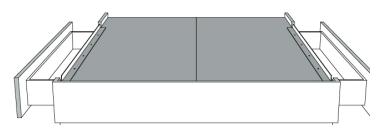
Avec pattes | With Legs
510-511-512-513



Anti-poussière | No Dust
520-521-522-523



**Rangement à tiroir frontal
With Front Drawer**
540-541-542
Base lit simple N/D | Single base N/A



**Rangement à tiroir latéraux
With Side Drawers**
550-551 (2 tiroirs | drawers)
552-553 (1 tiroir | drawer)

www.jaymar.ca

Les illustrations sont génériques et n'indiquent pas tous les détails de coutures.
The sketches are generic and do not reflect all sewing details.



Lits rembourrés
Upholstered Beds

CDN Price List



MELANIE

Headboard WITH WINGS. Choose your bed base - see 99905 BASE C price list.

OPTIONS:

Decorative Nails: Large 7/8" nails on OUTER wing contour of headboard . ADD \$40.

Specify nail colour on your order: BRASS-SILVER-PEWTER or COPPER.

Finished BACK of HEADBOARD add:

In FABRIC: King \$55, Queen \$50, Double \$45, Single \$35.

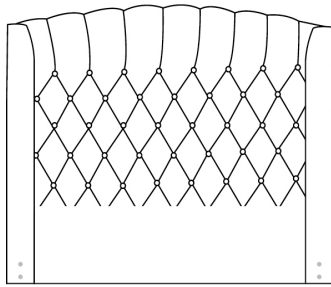
| Description | L x D x H | Leather | | | | | | Fabric | | |
|----------------------|-----------|------------|-------------------------------|--|--|----------------------------------|--------------|--------|----------|-----|
| | | 10 Pony | 20 Hugo Madras Softy | 30 Empire Fantasy Illusion Tucson Utah Vintage Yukon | 40 Diamond Elegance Princess Santiago Sunset Trina Victoria | 50 Bull Cassiope Dublin | 60 Caress | A | B COM | C |
| 400 KING HEADBOARD | 87X11X56 | | | | | | | 820 | 865 | 920 |
| 401 QUEEN HEADBOARD | 69X11X56 | | | | | | | 700 | 740 | 780 |
| 402 DOUBLE HEADBOARD | 64X11X56 | | | | | | | 640 | 675 | 710 |
| 403 SINGLE HEADBOARD | 49X11X56 | | | | | | | 510 | 535 | 560 |

Tête de lit **MELANIE** Headboard

(voir la liste de prix 99905) | (See Price list 99905)

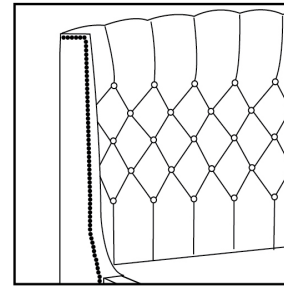
TÊTE DE LIT | HEADBOARD

Option de clous | Nail options



Lit grandeur complète | Complete bed size

| | Large Wide L x P/D x H | Mince Narrow L x P/D x H |
|----------|-----------------------------|-------------------------------|
| K | 87 x 90 x 56 | 87 x 88 x 56 |
| Q | 69 x 90 x 56 | 69 x 88 x 56 |
| D | 64 x 86 x 56 | 64 x 84 x 56 |
| S | 49 x 86 x 56 | 49 x 84 x 56 |




Tête de lit avec oreilles | Headboard with wings
400 - 401 - 402 - 403

Silver - Copper - Pewter - Brass
7/8" diamètre

Base avec contour LARGE 4" | Base with WIDE contour 4"

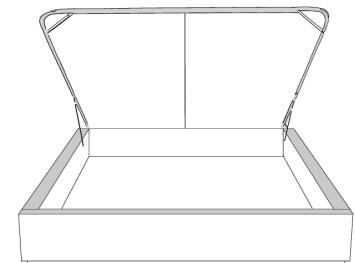
Grandeur | Size King: 87 x 79 x 12 | Queen: 69 x 79 x 12 | Double: 64 x 75 x 12 | Simple/Single: 49 x 75 x 12




Avec pattes | With Legs
410-411-412-413



Anti-poussière | No Dust
420-421-422-423



Avec rangement | With Storage
430-431-432-433




**Rangement à tiroir frontal
With Front Drawer**
440-441-442
Base lit simple N/D | Single base N/A



**Rangement à tiroir latéraux
With Side Drawers**
450-451 (2 tiroirs | drawers)
452-453 (1 tiroir | drawer)


Base avec contour MINCE 2" | Base with NARROW contour 2"

Grandeur | Size King: 82 x 77 x 12 | Queen: 64 x 77 x 12 | Double: 59 x 73 x 12 | Simple/Single: 44 x 73 x 12




**Avec pattes - Lit réglable
With Legs - Adjustable bed**
560-561-563

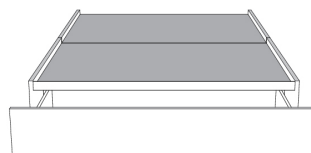
| | King | Queen | Simple Single |
|--|----------|----------|-----------------|
| Lit grandeur complète : Complete Bed Size : | 87x87x56 | 69x87x56 | 49x87x56 |
| Intérieur Inside : | 78x82x12 | 61x82x12 | 40x82x12 |



Avec pattes | With Legs
510-511-512-513



Anti-poussière | No Dust
520-521-522-523



**Rangement à tiroir frontal
With Front Drawer**
540-541-542
Base lit simple N/D | Single base N/A



**Rangement à tiroir latéraux
With Side Drawers**
550-551 (2 tiroirs | drawers)
552-553 (1 tiroir | drawer)

www.jaymar.ca

Les illustrations sont génériques et n'indiquent pas tous les détails de coutures.
The sketches are generic and do not reflect all sewing details.



MELODY

LEGS: Metal LG64; Wood: LG68 IMPORTANT specify colour of wooden legs.

ITEMS: 380, 360, 304 & 314 include 3 wood slats with central legs preinstalled at high position 9 3/4" overall height. Adjustable to a lower position (6 1/2" overall height) includes three 6 1/2" central legs. POSTURE BOARD included.

OPTION: Finished BACK of HEADBOARD add:

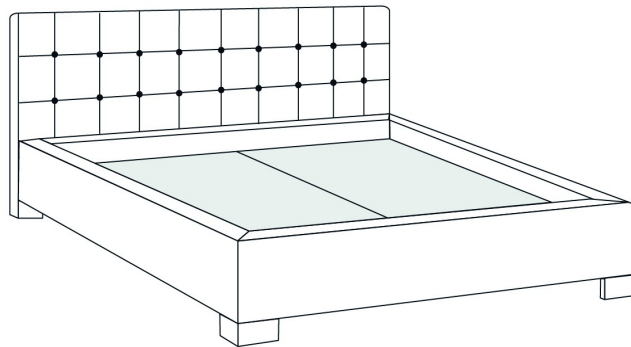
- in LEATHER: King \$175, Queen \$145, Double \$135, Single \$105.

- in FABRIC: King \$55, Queen \$50, Double \$45, Single \$35.

| Description | L x D x H | Leather | | | | | | Fabric | | |
|----------------|------------|------------|-------------------------------|--|---|----------------------------------|--------------|--------|----------|------|
| | | 10 Pony | 20 Hugo Madras Softy | 30 Empire Fantasy Illusion Tucson Utah Vintage Yukon | 40 Diamond Elegance Princess Santiago Sensation Sunset Trina Victoria | 50 Bull Cassiope Dublin | 60 Caress | A | B COM | C |
| 304 DOUBLE BED | 72X93X32/9 | 1345 | 1490 | 1635 | 1785 | 1945 | 2085 | 895 | 955 | 1015 |
| 314 SINGLE BED | 57X93X32/9 | 1205 | 1340 | 1475 | 1610 | 1750 | 1880 | 810 | 885 | 975 |
| 360 QUEEN BED | 78X97X32/9 | 1395 | 1545 | 1690 | 1835 | 1985 | 2130 | 950 | 1015 | 1070 |
| 380 KING BED | 94X97X32/9 | 1580 | 1750 | 1920 | 2095 | 2265 | 2440 | 1070 | 1160 | 1245 |

MELODY

items



Lit/Bed

380 King | 360 Queen | 304 Double | 314 Simple/ Single

Les illustrations sont génériques et n'indiquent pas tous les détails de coutures.
The sketches are generic and do not reflect all sewing details.

R2014-03



Lits rembourrés
Upholstered Beds

CDN Price List

Tête de lit **sans** oreilles
Headboard **without** wings

MILAN

Headboard with NO wings - CHOOSE your BED BASE - See 99900 BASE L price list.

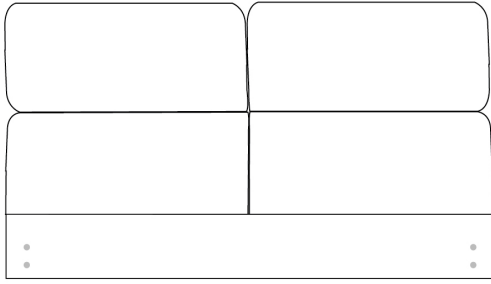
FEATURE: Adjustable headrest .

Finished BACK of HEADBOARD add:

- in LEATHER: King \$175, Queen \$145, Double \$135, Single \$105.
- in FABRIC: King \$55, Queen \$50, Double \$45, Single \$35.

| Description | L x D x H | Leather | | | | | | Fabric | | |
|----------------------|---------------|------------|-------------------------------|--|---|----------------------------------|--------------|--------|----------|-----|
| | | 10 Pony | 20 Hugo Madras Softy | 30 Empire Fantasy Illusion Tucson Utah Vintage Yukon | 40 Diamond Elegance Princess Santiago Sensation Sunset Trina Victoria | 50 Bull Cassiope Dublin | 60 Caress | A | B COM | C |
| 400 KING HEADBOARD | 87X17.5X45/38 | 1325 | 1440 | 1560 | 1685 | 1800 | 1915 | 785 | 820 | 850 |
| 401 QUEEN HEADBOARD | 69X17.5X45/38 | 1045 | 1135 | 1225 | 1315 | 1405 | 1490 | 590 | 625 | 660 |
| 402 DOUBLE HEADBOARD | 64X17.5X45/38 | 1000 | 1090 | 1180 | 1265 | 1350 | 1440 | 580 | 605 | 630 |
| 403 SINGLE HEADBOARD | 49X17.5X45/38 | 770 | 840 | 925 | 1000 | 1070 | 1155 | 470 | 500 | 525 |

TÊTE DE LIT | HEADBOARD




Tête de lit sans oreilles | Headboard without wings
400 - 401 - 402 - 403

Lit grandeur complète | Complete bed size


| | Large Wide | | Mince Narrow | |
|----------|--------------|---------------|----------------|---------------|
| | L | P/D x H | L | P/D x H |
| K | 87 | 103,5 x 45/38 | 87 | 101,5 x 45/38 |
| Q | 69 | 103,5 x 45/38 | 69 | 101,5 x 45/38 |
| D | 64 | 99,5 x 45/38 | 64 | 97,5 x 45/38 |
| S | 49 | 99,5 x 45/38 | 49 | 97,5 x 45/38 |

Base avec contour LARGE 4" | Base with WIDE contour 4"

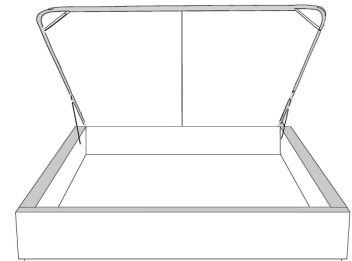
Grandeur | Size King: 87 x 86 x 12 | Queen: 69 x 86 x 12 | Double: 64 x 82 x 12 | Simple/Single: 49 x 82 x 12



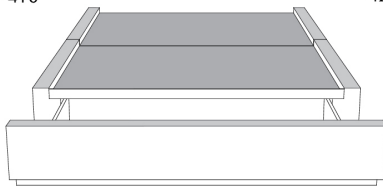
Avec pattes | With Legs
410-411-412-413



Anti-poussière | No Dust
420-421-422-423



Avec rangement | With Storage
430-431-432-433



Rangement à tiroir frontal
With Front Drawer
440-441-442
Base lit simple N/D | Single base N/A




Rangement à tiroir latéraux
With Side Drawers
450-451 (2 tiroirs | drawers)
452-453 (1 tiroir | drawer)

Base avec contour MINCE 2" | Base with NARROW contour 2"


Grandeur | Size King: 82 x 84 x 12 | Queen: 64 x 84 x 12 | Double: 59 x 80 x 12 | Simple/Single: 44 x 80 x 12

Avec pattes - Lit réglable
With Legs - Adjustable bed
560-561-563

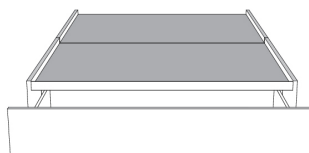
| | King | Queen | Simple Single |
|--|--------------|--------------|-----------------|
| Lit grandeur complète : Complete Bed Size : | 87x102x45/38 | 69x102x45/38 | 49x102x45/38 |
| Intérieur Inside : | 78x82x12 | 61x82x12 | 40x82x12 |



Avec pattes | With Legs
510-511-512-513



Anti-poussière | No Dust
520-521-522-523



Rangement à tiroir frontal
With Front Drawer
540-541-542
Base lit simple N/D | Single base N/A



Rangement à tiroir latéraux
With Side Drawers
550-551 (2 tiroirs | drawers)
552-553 (1 tiroir | drawer)

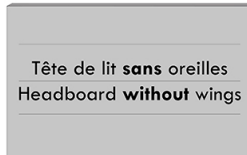
www.jaymar.ca

Les illustrations sont génériques et n'indiquent pas tous les détails de coutures.
The sketches are generic and do not reflect all sewing details.



Lits rembourrés
Upholstered Beds

CDN Price List



MODENA

Headboard with NO wings - CHOOSE your BED BASE - See 99900 BASE L price list.

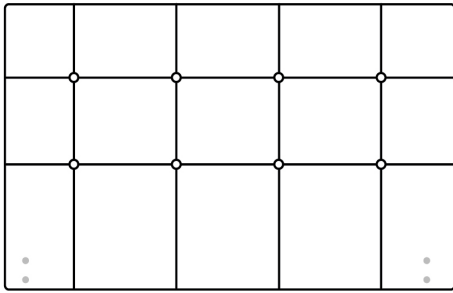
Finished BACK of HEADBOARD add:

- in LEATHER: King \$175, Queen \$145, Double \$135, Single \$105.

- in FABRIC: King \$55, Queen \$50, Double \$45, Single \$35.

| Description | L x D x H | Leather | | | | | | Fabric | | |
|----------------------|-----------|------------|-------------------------------|--|---|----------------------------------|--------------|--------|----------|-----|
| | | 10 Pony | 20 Hugo Madras Softy | 30 Empire Fantasy Illusion Tucson Utah Vintage Yukon | 40 Diamond Elegance Princess Santiago Sensation Sunset Trina Victoria | 50 Bull Cassiope Dublin | 60 Caress | A | B COM | C |
| 400 KING HEADBOARD | 87X4X49 | 790 | 910 | 1015 | 1120 | 1225 | 1335 | 470 | 505 | 545 |
| 401 QUEEN HEADBOARD | 69X4X49 | 735 | 820 | 915 | 1005 | 1085 | 1185 | 395 | 425 | 450 |
| 402 DOUBLE HEADBOARD | 64X4X49 | 680 | 765 | 845 | 935 | 1020 | 1100 | 370 | 395 | 415 |
| 403 SINGLE HEADBOARD | 49X4X49 | 625 | 710 | 780 | 855 | 940 | 1020 | 320 | 350 | 375 |

TÊTE DE LIT | HEADBOARD




Tête de lit sans oreilles | Headboard without wings
400 - 401 - 402 - 403

Lit grandeur complète | Complete bed size

| | Large Wide L x P/D x H | Mince Narrow L x P/D x H |
|----------|-----------------------------|-------------------------------|
| K | 87 x 90 x 49 | 87 x 88 x 49 |
| Q | 69 x 90 x 49 | 69 x 88 x 49 |
| D | 64 x 86 x 49 | 64 x 84 x 49 |
| S | 49 x 86 x 49 | 49 x 84 x 49 |

Base avec contour LARGE 4" | Base with WIDE contour 4"

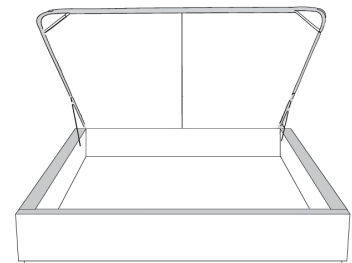
Grandeur | Size King: 87 x 86 x 12 | Queen: 69 x 86 x 12 | Double: 64 x 82 x 12 | Simple/Single: 49 x 82 x 12



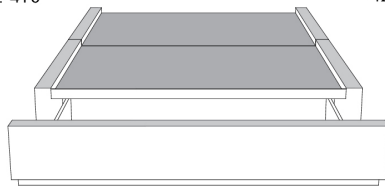
Avec pattes | With Legs
410-411-412-413



Anti-poussière | No Dust
420-421-422-423



Avec rangement | With Storage
430-431-432-433



**Rangement à tiroir frontal
With Front Drawer**
440-441-442
Base lit simple N/D | Single base N/A



**Rangement à tiroir latéraux
With Side Drawers**
450-451 (2 tiroirs | drawers)
452-453 (1 tiroir | drawer)

Base avec contour MINCE 2" | Base with NARROW contour 2"


Grandeur | Size King: 82 x 84 x 12 | Queen: 64 x 84 x 12 | Double: 59 x 80 x 12 | Simple/Single: 44 x 80 x 12

**Avec pattes - Lit réglable
With Legs - Adjustable bed**
560-561-563

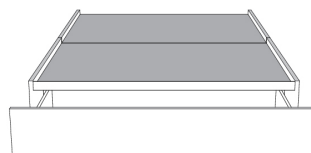
| | King | Queen | Simple Single |
|--|----------|----------|-----------------|
| Lit grandeur complète : Complete Bed Size : | 87x88x49 | 69x88x49 | 49x88x49 |
| Intérieur Inside : | 78x82x12 | 61x82x12 | 40x82x12 |



Avec pattes | With Legs
510-511-512-513



Anti-poussière | No Dust
520-521-522-523



**Rangement à tiroir frontal
With Front Drawer**
540-541-542
Base lit simple N/D | Single base N/A



**Rangement à tiroir latéraux
With Side Drawers**
550-551 (2 tiroirs | drawers)
552-553 (1 tiroir | drawer)

www.jaymar.ca

Les illustrations sont génériques et n'indiquent pas tous les détails de coutures.
The sketches are generic and do not reflect all sewing details.



Lits rembourrés
Upholstered Beds

CDN Price List

Tête de lit **sans** oreilles
Headboard **without** wings

NATHALIE

Headboard with NO wings - CHOOSE your BED BASE - See 99900 BASE L price list.


Finished BACK of HEADBOARD add:

- in LEATHER: King \$175, Queen \$145, Double \$135, Single \$105.

- in FABRIC: King \$55, Queen \$50, Double \$45, Single \$35.

| Description | L x D x H | Leather | | | | | | Fabric | | |
|----------------------|-----------|------------|-------------------------------|--|---|----------------------------------|--------------|--------|----------|-----|
| | | 10 Pony | 20 Hugo Madras Softy | 30 Empire Fantasy Illusion Tucson Utah Vintage Yukon | 40 Diamond Elegance Princess Santiago Sensation Sunset Trina Victoria | 50 Bull Cassiope Dublin | 60 Caress | A | B COM | C |
| 400 KING HEADBOARD | 87X4X72 | 855 | 980 | 1100 | 1215 | 1335 | 1455 | 560 | 630 | 705 |
| 401 QUEEN HEADBOARD | 69X4X72 | 770 | 850 | 950 | 1030 | 1120 | 1210 | 490 | 555 | 615 |
| 402 DOUBLE HEADBOARD | 64X4X72 | 740 | 825 | 920 | 1005 | 1095 | 1185 | 455 | 520 | 565 |
| 403 SINGLE HEADBOARD | 49X4X72 | 700 | 775 | 845 | 930 | 1005 | 1080 | 350 | 405 | 450 |

TÊTE DE LIT | HEADBOARD




Tête de lit sans oreilles | Headboard without wings
400 - 401 - 402 - 403

Lit grandeur complète | Complete bed size

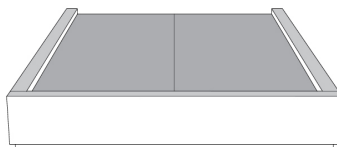
| | Large Wide L x P/D x H | Mince Narrow L x P/D x H |
|----------|-----------------------------|-------------------------------|
| K | 87 x 90 x 72 | 87 x 88 x 72 |
| Q | 69 x 90 x 72 | 69 x 88 x 72 |
| D | 64 x 86 x 72 | 64 x 84 x 72 |
| S | 49 x 86 x 72 | 49 x 84 x 72 |

Base avec contour LARGE 4" | Base with WIDE contour 4"

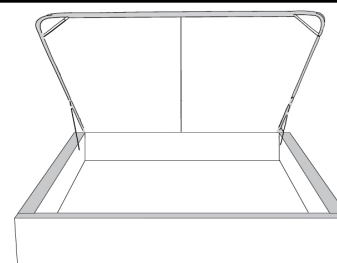
Grandeur | Size King: 87 x 86 x 12 | Queen: 69 x 86 x 12 | Double: 64 x 82 x 12 | Simple/Single: 49 x 82 x 12




Avec pattes | With Legs
410-411-412-413



Anti-poussière | No Dust
420-421-422-423



Avec rangement | With Storage
430-431-432-433



**Rangement à tiroir frontal
With Front Drawer**
440-441-442
Base lit simple N/D | Single base N/A




**Rangement à tiroir latéraux
With Side Drawers**
450-451 (2 tiroirs | drawers)
452-453 (1 tiroir | drawer)

Base avec contour MINCE 2" | Base with NARROW contour 2"


Grandeur | Size King: 82 x 84 x 12 | Queen: 64 x 84 x 12 | Double: 59 x 80 x 12 | Simple/Single: 44 x 80 x 12

**Avec pattes - Lit réglable
With Legs - Adjustable bed**
560-561-563

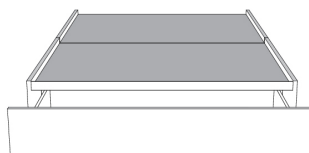
| | King | Queen | Simple Single |
|--|----------|----------|-----------------|
| Lit grandeur complète : Complete Bed Size : | 87x88x72 | 69x88x72 | 49x88x72 |
| Intérieur Inside : | 78x82x12 | 61x82x12 | 40x82x12 |




Avec pattes | With Legs
510-511-512-513



Anti-poussière | No Dust
520-521-522-523



**Rangement à tiroir frontal
With Front Drawer**
540-541-542
Base lit simple N/D | Single base N/A



**Rangement à tiroir latéraux
With Side Drawers**
550-551 (2 tiroirs | drawers)
552-553 (1 tiroir | drawer)

www.jaymar.ca

Les illustrations sont génériques et n'indiquent pas tous les détails de coutures.
The sketches are generic and do not reflect all sewing details.



Lits rembourrés
Upholstered Beds

CDN Price List



NEIGE 56"H

Headboard WITH WINGS - Choose your bed base - See 99905 BASE C price list.

OPTIONS:

Decorative Nails: MEDIUM ½" nails on front of headboard wing, ADD \$60.
Specify nail colour on your order: BRASS-SILVER-PEWTER or COPPER.

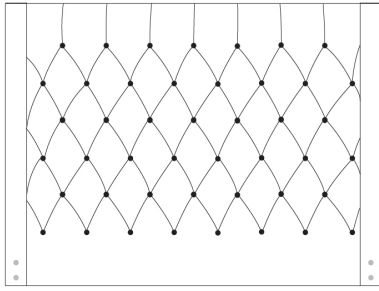
Finished BACK of HEADBOARD add:

In FABRIC: King \$55, Queen \$50, Double \$45, Single \$35.

| Description | L x D x H | Leather | | | | | | Fabric | | |
|----------------------|-----------|------------|-------------------------------|--|--|----------------------------------|--------------|--------|----------|-----|
| | | 10 Pony | 20 Hugo Madras Softy | 30 Empire Fantasy Illusion Tucson Utah Vintage Yukon | 40 Diamond Elegance Princess Santiago Sunset Trina Victoria | 50 Bull Cassiope Dublin | 60 Caress | A | B COM | C |
| 400 KING HEADBOARD | 87X11X56 | | | | | | | 820 | 865 | 920 |
| 401 QUEEN HEADBOARD | 69X11X56 | | | | | | | 700 | 740 | 780 |
| 402 DOUBLE HEADBOARD | 64X11X56 | | | | | | | 640 | 675 | 710 |
| 403 SINGLE HEADBOARD | 49X11X56 | | | | | | | 510 | 535 | 560 |

TÊTE DE LIT | HEADBOARD

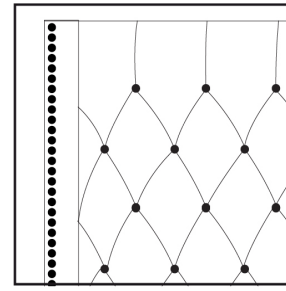
Option de clous | Nail options



Tête de lit avec oreilles | Headboard with wings
400 - 401 - 402 - 403

Lit grandeur complète | Complete bed size


| | Large Wide L x P/D x H | Mince Narrow L x P/D x H |
|----------|-----------------------------|-------------------------------|
| K | 87 x 90 x 56 | 87 x 88 x 56 |
| Q | 69 x 90 x 56 | 69 x 88 x 56 |
| D | 64 x 86 x 56 | 64 x 84 x 56 |
| S | 49 x 86 x 56 | 49 x 84 x 56 |



Silver - Copper - Pewter - Brass
1/2" diamètre

Base avec contour LARGE 4" | Base with WIDE contour 4"

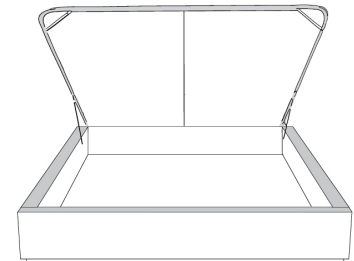
Grandeur | Size King: 87 x 79 x 12 | Queen: 69 x 79 x 12 | Double: 64 x 75 x 12 | Simple/Single: 49 x 75 x 12



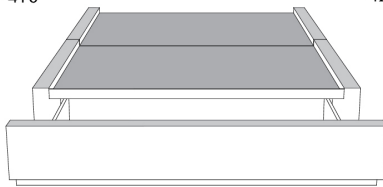
Avec pattes | With Legs
410-411-412-413



Anti-poussière | No Dust
420-421-422-423



Avec rangement | With Storage
430-431-432-433



**Rangement à tiroir frontal
With Front Drawer**
440-441-442
Base lit simple N/D | Single base N/A




**Rangement à tiroir latéraux
With Side Drawers**
450-451 (2 tiroirs | drawers)
452-453 (1 tiroir | drawer)

Base avec contour MINCE 2" | Base with NARROW contour 2"


Grandeur | Size King: 82 x 77 x 12 | Queen: 64 x 77 x 12 | Double: 59 x 73 x 12 | Simple/Single: 44 x 73 x 12

**Avec pattes - Lit réglable
With Legs - Adjustable bed**
560-561-563

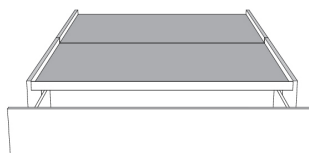
| | King | Queen | Simple Single |
|--|----------|----------|-----------------|
| Lit grandeur complète : Complete Bed Size : | 87x87x56 | 69x87x56 | 49x87x56 |
| Intérieur Inside : | 78x82x12 | 61x82x12 | 40x82x12 |




Avec pattes | With Legs
510-511-512-513



Anti-poussière | No Dust
520-521-522-523



**Rangement à tiroir frontal
With Front Drawer**
540-541-542
Base lit simple N/D | Single base N/A



**Rangement à tiroir latéraux
With Side Drawers**
550-551 (2 tiroirs | drawers)
552-553 (1 tiroir | drawer)

www.jaymar.ca

Les illustrations sont génériques et n'indiquent pas tous les détails de coutures.
The sketches are generic and do not reflect all sewing details.



Lits rembourrés
Upholstered Beds

CDN Price List



RACHEL

Headboard with NO wings - CHOOSE your BED BASE - See 99900 BASE L price list.

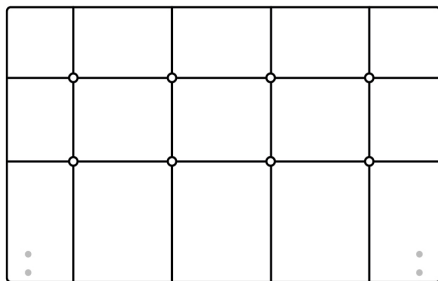
Finished BACK of HEADBOARD add:

- in LEATHER: King \$175, Queen \$145, Double \$135, Single \$105.

- in FABRIC: King \$55, Queen \$50, Double \$45, Single \$35.

| Description | L x D x H | Leather | | | | | | Fabric | | |
|----------------------|-----------|------------|-------------------------------|--|---|----------------------------------|--------------|--------|----------|-----|
| | | 10 Pony | 20 Hugo Madras Softy | 30 Empire Fantasy Illusion Tucson Utah Vintage Yukon | 40 Diamond Elegance Princess Santiago Sensation Sunset Trina Victoria | 50 Bull Cassiope Dublin | 60 Caress | A | B COM | C |
| 400 KING HEADBOARD | 87X4X49 | 715 | 815 | 920 | 1020 | 1120 | 1220 | 435 | 475 | 525 |
| 401 QUEEN HEADBOARD | 69X4X49 | 645 | 735 | 815 | 900 | 985 | 1060 | 370 | 400 | 430 |
| 402 DOUBLE HEADBOARD | 64X4X49 | 590 | 675 | 755 | 830 | 915 | 990 | 350 | 375 | 400 |
| 403 SINGLE HEADBOARD | 49X4X49 | 545 | 615 | 685 | 760 | 830 | 910 | 285 | 305 | 320 |

TÊTE DE LIT | HEADBOARD




Tête de lit sans oreilles | Headboard without wings
400 - 401 - 402 - 403

Lit grandeur complète | Complete bed size

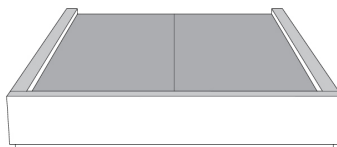
| | Large Wide L x P/D x H | Mince Narrow L x P/D x H |
|----------|-----------------------------|-------------------------------|
| K | 87 x 90 x 49 | 87 x 88 x 49 |
| Q | 69 x 90 x 49 | 69 x 88 x 49 |
| D | 64 x 86 x 49 | 64 x 84 x 49 |
| S | 49 x 86 x 49 | 49 x 84 x 49 |

Base avec contour LARGE 4" | Base with WIDE contour 4"

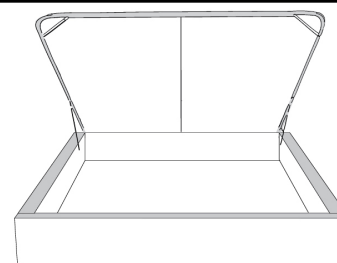
Grandeur | Size King: 87 x 86 x 12 | Queen: 69 x 86 x 12 | Double: 64 x 82 x 12 | Simple/Single: 49 x 82 x 12




Avec pattes | With Legs
410-411-412-413



Anti-poussière | No Dust
420-421-422-423



Avec rangement | With Storage
430-431-432-433



**Rangement à tiroir frontal
With Front Drawer**
440-441-442
Base lit simple N/D | Single base N/A



**Rangement à tiroir latéraux
With Side Drawers**
450-451 (2 tiroirs | drawers)
452-453 (1 tiroir | drawer)

Base avec contour MINCE 2" | Base with NARROW contour 2"


Grandeur | Size King: 82 x 84 x 12 | Queen: 64 x 84 x 12 | Double: 59 x 80 x 12 | Simple/Single: 44 x 80 x 12

**Avec pattes - Lit réglable
With Legs - Adjustable bed**
560-561-563

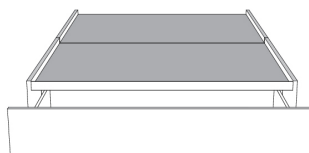
| | King | Queen | Simple Single |
|--|----------|----------|-----------------|
| Lit grandeur complète : Complete Bed Size : | 87x88x49 | 69x88x49 | 49x88x49 |
| Intérieur Inside : | 78x82x12 | 61x82x12 | 40x82x12 |




Avec pattes | With Legs
510-511-512-513



Anti-poussière | No Dust
520-521-522-523



**Rangement à tiroir frontal
With Front Drawer**
540-541-542
Base lit simple N/D | Single base N/A



**Rangement à tiroir latéraux
With Side Drawers**
550-551 (2 tiroirs | drawers)
552-553 (1 tiroir | drawer)

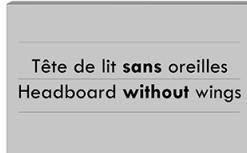
www.jaymar.ca

Les illustrations sont génériques et n'indiquent pas tous les détails de coutures.
The sketches are generic and do not reflect all sewing details.



Lits rembourrés
Upholstered Beds

CDN Price List



ROBIN

Headboard with NO wings - CHOOSE your BED BASE - See 99900 BASE L price list.

FEATURES: Adjustable headboard cushions 2 positions.
COMBO: Cover #1: Whole Bed. Cover #2: Adjustable headboard cushions.


Finished BACK of HEADBOARD add:
- in LEATHER: King \$175, Queen \$145.
- in FABRIC: King \$55, Queen \$50.

| Description | L x D x H | Leather | | | | | | Fabric | | |
|---------------------|-------------|------------|-------------------------------|--|---|----------------------------------|--------------|--------|----------|-----|
| | | 10 Pony | 20 Hugo Madras Softy | 30 Empire Fantasy Illusion Tucson Utah Vintage Yukon | 40 Diamond Elegance Princess Santiago Sensation Sunset Trina Victoria | 50 Bull Cassiope Dublin | 60 Caress | A | B COM | C |
| 400 KING HEADBOARD | 87X12X46/41 | 1325 | 1440 | 1560 | 1685 | 1800 | 1915 | 785 | 820 | 850 |
| 401 QUEEN HEADBOARD | 69X12X46/41 | 1045 | 1135 | 1225 | 1315 | 1405 | 1490 | 590 | 625 | 660 |

Tête de lit **ROBIN** Headboard

(voir la liste de prix 99900) | (See Price list 99900)

TÊTE DE LIT | HEADBOARD




Tête de lit sans oreilles | Headboard *without wings*
400 - 401

Lit grandeur complète | Complete bed size


| | Large Wide L x P/D x H | Mince Narrow L x P/D x H |
|----------|-----------------------------|-------------------------------|
| K | 87 x 98 x 46/41 | 87 x 96 x 46/41 |
| Q | 69 x 98 x 46/41 | 69 x 96 x 46/41 |

Base avec contour LARGE 4" | Base with WIDE contour 4"

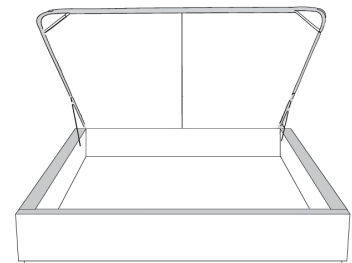
Grandeur | Size King: 87 x 86 x 12 | Queen: 69 x 86 x 12



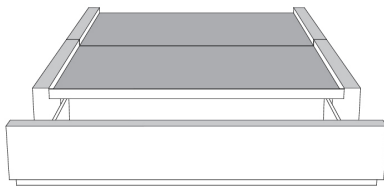
Avec pattes | With Legs
410-411



Anti-poussière | No Dust
420-421



Avec rangement | With Storage
430-431



Rangement à tiroir frontal
With Front Drawer
440-441

Base lit simple N/D | Single base N/A



Rangement à tiroir latéraux
With Side Drawers
450-451 (2 tiroirs | drawers)

Base avec contour MINCE 2" | Base with NARROW contour 2"


Grandeur | Size King: 82 x 84 x 12 | Queen: 64 x 84 x 12

Avec pattes - Lit réglable
With Legs - Adjustable bed
560-561


| | King | Queen |
|--|-------------|-------------|
| Lit grandeur complète : Complete Bed Size : | 87x96x46/41 | 69x96x46/41 |
| Intérieur Inside : | 78x82x12 | 61x82x12 |

www.jaymar.ca

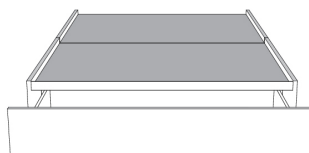
Les illustrations sont génériques et n'indiquent pas tous les détails de coutures.
The sketches are generic and do not reflect all sewing details.



Avec pattes | With Legs
510-511




Anti-poussière | No Dust
520-521



Rangement à tiroir frontal
With Front Drawer
540-541

Base lit simple N/D | Single base N/A



Rangement à tiroir latéraux
With Side Drawers
550-551 (2 tiroirs | drawers)



Lits rembourrés
Upholstered Beds

CDN Price List

Tête de lit **sans** oreilles
Headboard **without** wings

SOFIA

Headboard with NO wings - Choose your bed base - See 99900 BASE L price list.

OPTIONS:

Decorative Nails: MEDIUM ½" nails around contour of appliqué, ADD: King \$95, Queen \$85, Double \$80, Single \$75.

Specify nail colour on your order: BRASS-SILVER-PEWTER or COPPER.

COMBO available: Appliqué can be made with contrasting colour. Refer to "COMBO" chart in Product Knowledge booklet.

Finished BACK of HEADBOARD add:

- in LEATHER: King \$175, Queen \$145, Double \$135, Single \$105.

- in FABRIC: King \$55, Queen \$50, Double \$45, Single \$35.

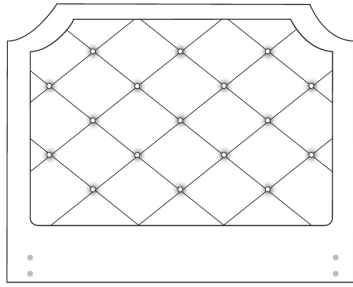
| Description | L x D x H | Leather | | | | | | Fabric | | |
|----------------------|-----------|------------|-------------------------------|--|---|----------------------------------|--------------|--------|----------|-----|
| | | 10 Pony | 20 Hugo Madras Softy | 30 Empire Fantasy Illusion Tucson Utah Vintage Yukon | 40 Diamond Elegance Princess Santiago Sensation Sunset Trina Victoria | 50 Bull Cassiope Dublin | 60 Caress | A | B COM | C |
| 400 KING HEADBOARD | 87X6X56 | 1300 | 1420 | 1540 | 1650 | 1770 | 1890 | 750 | 785 | 820 |
| 401 QUEEN HEADBOARD | 69X6X56 | 1105 | 1195 | 1285 | 1370 | 1460 | 1550 | 560 | 585 | 615 |
| 402 DOUBLE HEADBOARD | 64X6X56 | 1030 | 1120 | 1210 | 1300 | 1385 | 1480 | 515 | 535 | 555 |
| 403 SINGLE HEADBOARD | 49X6X56 | 950 | 1020 | 1100 | 1180 | 1250 | 1330 | 420 | 440 | 460 |

Tête de lit **SOFIA** Headboard

(voir la liste de prix 99900) | (See Price list 99900)

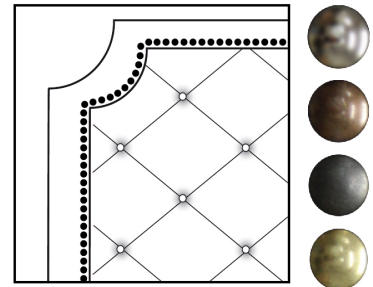
TÊTE DE LIT | HEADBOARD

Option de clous | Nail options



Lit grandeur complète | Complete bed size

| | Large Wide L x P/D x H | Mince Narrow L x P/D x H |
|----------|-----------------------------|-------------------------------|
| K | 87 x 91 x 56 | 87 x 89 x 56 |
| Q | 69 x 91 x 56 | 69 x 89 x 56 |
| D | 64 x 87 x 56 | 64 x 85 x 56 |
| S | 49 x 87 x 56 | 49 x 85 x 56 |




Silver - Copper - Pewter - Brass
1/2" diamètre

Tête de lit sans oreilles | Headboard without wings
400 - 401 - 402 - 403

Base avec contour LARGE 4" | Base with WIDE contour 4"

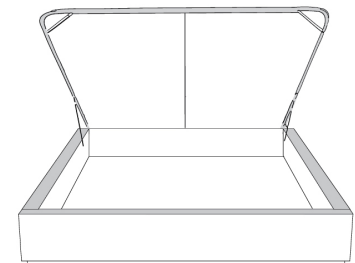
Grandeur | Size King: 87 x 86 x 12 | Queen: 69 x 86 x 12 | Double: 64 x 82 x 12 | Simple/Single: 49 x 82 x 12



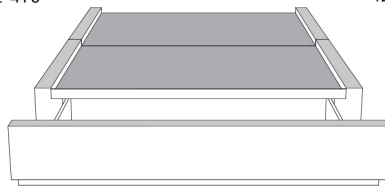
Avec pattes | With Legs
410-411-412-413



Anti-poussière | No Dust
420-421-422-423



Avec rangement | With Storage
430-431-432-433



**Rangement à tiroir frontal
With Front Drawer**
440-441-442
Base lit simple N/D | Single base N/A




**Rangement à tiroir latéraux
With Side Drawers**
450-451 (2 tiroirs | drawers)
452-453 (1 tiroir | drawer)

Base avec contour MINCE 2" | Base with NARROW contour 2"


Grandeur | Size King: 82 x 84 x 12 | Queen: 64 x 84 x 12 | Double: 59 x 80 x 12 | Simple/Single: 44 x 80 x 12

**Avec pattes - Lit réglable
With Legs - Adjustable bed**
560-561-563

| | King | Queen | Simple Single |
|--|----------|----------|-----------------|
| Lit grandeur complète : Complete Bed Size : | 87x90x56 | 69x90x56 | 49x90x56 |
| Intérieur Inside : | 78x82x12 | 61x82x12 | 40x82x12 |



Avec pattes | With Legs
510-511-512-513



Anti-poussière | No Dust
520-521-522-523



**Rangement à tiroir frontal
With Front Drawer**
540-541-542
Base lit simple N/D | Single base N/A



**Rangement à tiroir latéraux
With Side Drawers**
550-551 (2 tiroirs | drawers)
552-553 (1 tiroir | drawer)

www.jaymar.ca

Les illustrations sont génériques et n'indiquent pas tous les détails de coutures.
The sketches are generic and do not reflect all sewing details.



VOILA BED

Decorative pillows are not included with this model

Features: Bed has channel on its perimeter where backs and Traynite niteshelves can be inserted.

IMPORTANT: Specify color of legs LG96 and Traynite.

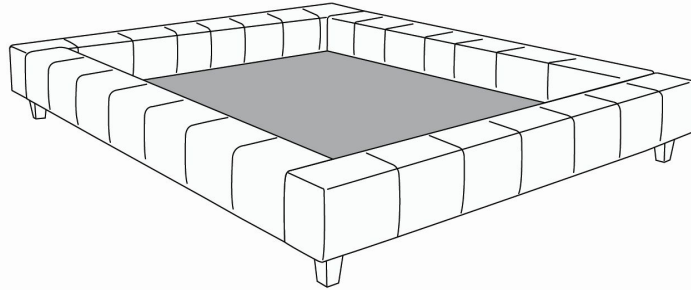
Each bed base includes 1 posture board.

Recommended size mattress: 8 to 10 inches thick.

| Description | L x D x H | Leather | | | | | | Fabric | | |
|-----------------------------|---------------|------------|-------------------------------|--|---|----------------------------------|--------------|--------|----------|------|
| | | 10 Pony | 20 Hugo Madras Softy | 30 Empire Fantasy Illusion Tucson Utah Vintage Yukon | 40 Diamond Elegance Princess Santiago Sensation Sunset Trina Victoria | 50 Bull Cassiope Dublin | 60 Caress | A | B COM | C |
| 131 BED BACK | 28X11X18 | 260 | 315 | 375 | 425 | 475 | 535 | 150 | 170 | 190 |
| 150 LARGE PILLOW | 22X22 | | | | | | | 55 | 80 | 90 |
| 314 SINGLE BED | 56x92x13.5/33 | 1065 | 1205 | 1345 | 1490 | 1620 | 1760 | 795 | 845 | 905 |
| 321 TRAYNITE *WOOD* | 16 DIAM. X 15 | 115 | 115 | 115 | 115 | 115 | 115 | 115 | 115 | 115 |
| 322 TRAYCOOL *WOOD & METAL* | 16 DIAM. x 15 | 115 | 115 | 115 | 115 | 115 | 115 | 115 | 115 | 115 |
| 360 QUEEN BED | 77x97x13.5/33 | 1120 | 1275 | 1435 | 1580 | 1740 | 1885 | 830 | 885 | 955 |
| 380 KING BED | 95x97x13.5/33 | 1295 | 1470 | 1650 | 1835 | 2010 | 2195 | 920 | 985 | 1055 |

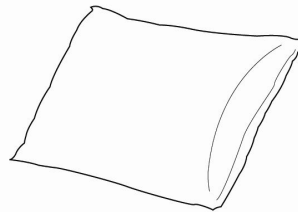
VOILÀ

Lit voilà Bed items

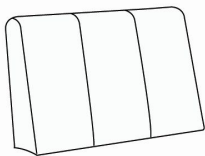


Base de Lit/Bed base

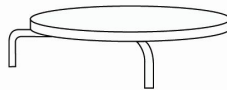
372 California King (US only/seulement) | 380 King | 360 Queen | 314 Simple/ Single



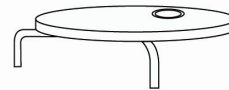
Grand Coussin/Large pillow
150



Dos lit/Bed back
131



Traynite
321



Traycool
322

Les illustrations sont génériques et n'indiquent pas tous les détails de coutures.
The sketches are generic and do not reflect all sewing details.

R2014-03



WAVE

LEGS: Specify colour of legs LG174 for ITEMS 380, 360, 304 & 314.

ITEMS: 380, 360, 304 & 314 include 3 wood slats with central legs preinstalled at high position 8 1/2 " overall height. Adjustable to a lower position (6" overall height) includes three 4 1/2" central legs. Posture board included.

BEDS WITH STORAGE: Plywood posture board included.

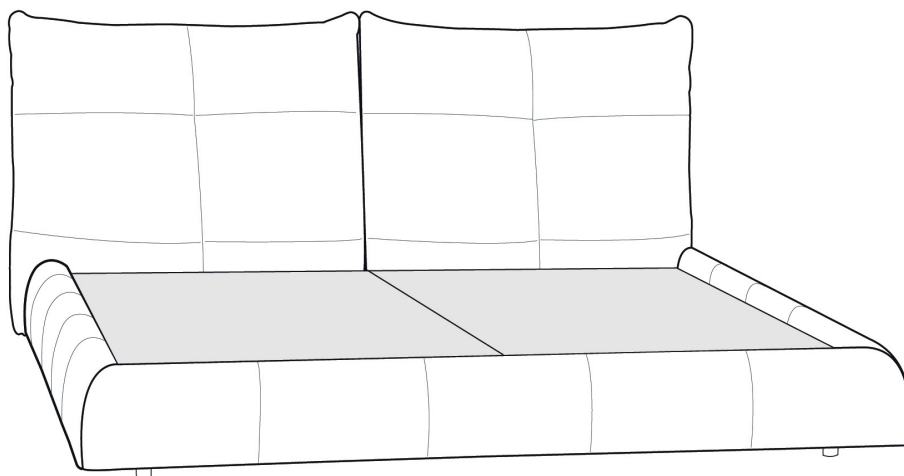
OPTION: Finished BACK of HEADBOARD add:
In FABRIC: King \$55, Queen \$50, Double \$45, Single \$35.

| Description | L x D x H | Leather | | | | | | Fabric | | |
|-----------------------------|--------------|------------|-------------------------------|--|---|----------------------------------|--------------|--------|----------|------|
| | | 10 Pony | 20 Hugo Madras Softy | 30 Empire Fantasy Illusion Tucson Utah Vintage Yukon | 40 Diamond Elegance Princess Santiago Sensation Sunset Trina Victoria | 50 Bull Cassiope Dublin | 60 Caress | A | B COM | C |
| 304 DOUBLE BED | 72X 92X41/11 | | | | | | | 950 | 1005 | 1060 |
| 314 SINGLE BED | 57X92X41/11 | | | | | | | 870 | 920 | 965 |
| 360 QUEEN BED | 78X96X41/11 | | | | | | | 1005 | 1060 | 1115 |
| 365 KING BED WITH STORAGE | 94X96X41/11 | | | | | | | 1455 | 1520 | 1580 |
| 366 QUEEN BED WITH STORAGE | 78X96X41/11 | | | | | | | 1275 | 1340 | 1410 |
| 367 DOUBLE BED WITH STORAGE | 72X92X41/11 | | | | | | | 1205 | 1265 | 1325 |
| 368 SINGLE BED WITH STORAGE | 57X92X41/11 | | | | | | | 1120 | 1185 | 1230 |
| 380 KING BED | 94X96X41/11 | | | | | | | 1100 | 1170 | 1240 |

Lit **WAVE** Bed

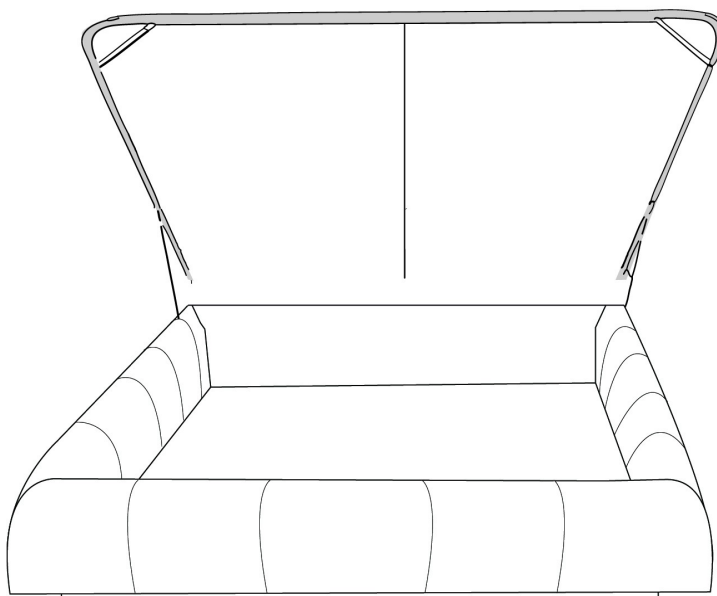
Lit régulier | *Regular Bed*

380 King | 360 Queen | 304 Double | 314 Simple/ *Single*



Lit avec rangement | *Bed with storage*

365 King | 366 Queen | 367 Double | 368 Simple/ *Single*



www.jaymar.ca

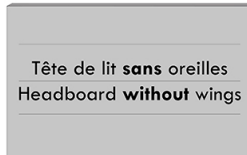
Les illustrations sont génériques et n'indiquent pas tous les détails de coutures.
The sketches are generic and do not reflect all sewing details.

R: 2016-02



Lits rembourrés
Upholstered Beds

CDN Price List



ZEN

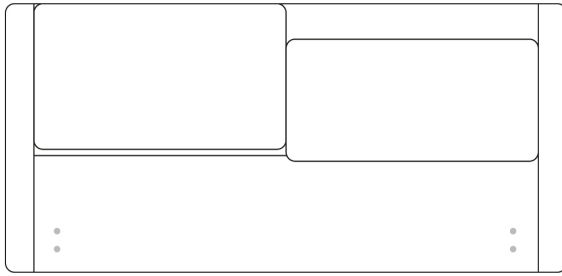
Headboard with NO wings - CHOOSE your BED BASE - See 99900 BASE L price list.

FEATURES: Adjustable headboard cushions 3 positions.

Finished BACK of HEADBOARD add:
- in LEATHER: King \$175, Queen \$145.
- in FABRIC: King \$55, Queen \$50.

| Description | L x D x H | Leather | | | | | | Fabric | | |
|---------------------|-------------|------------|-------------------------------|--|---|----------------------------------|--------------|--------|----------|-----|
| | | 10 Pony | 20 Hugo Madras Softy | 30 Empire Fantasy Illusion Tucson Utah Vintage Yukon | 40 Diamond Elegance Princess Santiago Sensation Sunset Trina Victoria | 50 Bull Cassiope Dublin | 60 Caress | A | B COM | C |
| 400 KING HEADBOARD | 87 x 9 x 47 | 1325 | 1440 | 1560 | 1685 | 1800 | 1915 | 785 | 820 | 850 |
| 401 QUEEN HEADBOARD | 69 x 9 x 47 | 1045 | 1135 | 1225 | 1315 | 1405 | 1490 | 590 | 625 | 660 |

TÊTE DE LIT | HEADBOARD




Tête de lit sans oreilles | Headboard *without wings*
400 - 401

Lit grandeur complète | Complete bed size


| | Large Wide L x P/D x H | Mince Narrow L x P/D x H |
|----------|-----------------------------|-------------------------------|
| K | 87 x 95 x 47 | 87 x 93 x 47 |
| Q | 69 x 95 x 47 | 69 x 93 x 47 |

Base avec contour LARGE 4" | Base with WIDE contour 4"

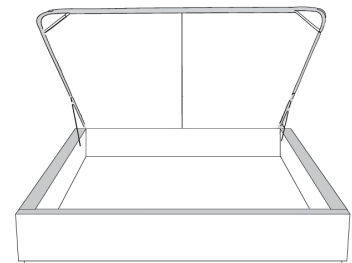
Grandeur | Size King: 87 x 86 x 12 | Queen: 69 x 86 x 12



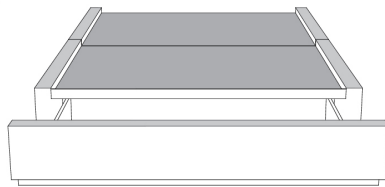
Avec pattes | With Legs
410-411



Anti-poussière | No Dust
420-421



Avec rangement | With Storage
430-431-432-433



**Rangement à tiroir frontal
With Front Drawer**
440-441

Base lit simple N/D | Single base N/A




**Rangement à tiroir latéraux
With Side Drawers**
450-451 (2 tiroirs | drawers)

Base avec contour MINCE 2" | Base with NARROW contour 2"


Grandeur | Size King: 82 x 84 x 12 | Queen: 64 x 84 x 12

**Avec pattes - Lit réglable
With Legs - Adjustable bed**
560-561

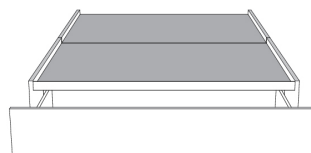
| Grandeur Size | King | Queen |
|--|----------|----------|
| Lit grandeur complète : Complete Bed Size : | 87x93x47 | 69x93x47 |
| Intérieur Inside : | 78x82x12 | 61x82x12 |



Avec pattes | With Legs
510-511




Anti-poussière | No Dust
520-521



**Rangement à tiroir frontal
With Front Drawer**
540-541

Base lit simple N/D | Single base N/A



**Rangement à tiroir latéraux
With Side Drawers**
550-551 (2 tiroirs | drawers)

www.jaymar.ca

Les illustrations sont génériques et n'indiquent pas tous les détails de coutures.
The sketches are generic and do not reflect all sewing details.